



BASIC Bank PLC

A 100% STATE OWNED COMMERCIAL BANK

Treasury & Capital Market Services Division
Dealing Room
Head Office, Dhaka

HEAD OFFICE : DEALING ROOM
CIRCULAR NO : 2026/101

FX RATE SHEET FOR USE OF THE AD
BRANCHES OF BASIC BANK LIMITED

DATE : 10-Jun-26

Effective Date : 10-Jun-26 10-Jun-26

CROSS RATES OF VARIOUS EXCHANGE MARKETS AS ON 10 June, 2026:

| | EUR/USD | GBP/USD | USD/JPY |
|--------------|---------|---------|---------|
| Spot Selling | 1.1551 | 1.3389 | 160.33 |
| Spot Buying | 1.1549 | 1.3385 | 160.38 |

BASIC Bank Limited Dealing Rates to Public (in BDT for one unit of Foreign Currency):

| SPOT SELLING | | SPOT BUYING | | | | |
|--------------|----------|-------------|-----------|----------|-------------------|------------|
| T.T. & O.D | B.C | CURRENCY | T.T.CLEAN | TT DOC | XP.BILLs (OD Sigh | O.D. TRANS |
| 123.2000 | 123.2500 | USD | 122.2500 | 122.1500 | 122.0500 | 121.9500 |
| 144.2161 | 144.3661 | EUR | 141.3661 | 141.2661 | 141.1661 | 141.0661 |
| 168.8694 | 169.0194 | GBP | 165.0194 | 164.9194 | 164.8194 | 164.7194 |
| 0.8131 | 0.8137 | JPY | 0.7537 | 0.7532 | 0.7527 | 0.7522 |

| Usance Export Bill Buying Rate: | 30 Days DA | 60 Days DA | 90 Days DA | 120 Days DA |
|-------------------------------------|------------|------------|------------|-------------|
| Usance Export Bill Buying Rate(USD) | 120.8600 | 120.1500 | 119.4400 | 118.7300 |

| Cash Foreign Currency Selling and Buying Rates : | | | |
|--------------------------------------------------|------------|----------|----------|
| CURRENCY | Instrument | Selling | Buying |
| USD | Cash/Notes | 124.0000 | 123.0000 |
| EUR | Cash/Notes | 147.0385 | 140.8661 |
| GBP | Cash/Notes | 169.7694 | 164.5194 |

| Credit card payment and Student file Rates : | |
|----------------------------------------------|----------|
| USD | 123.2500 |

| SOFR AS ON 08 June, 2026 (in % p.a.) | | | | |
|--------------------------------------|-----------|----------|----------|----------|
| | Overnight | 1 Month | 3 Month | 6 Month |
| USD | 3.63000% | 3.62103% | 3.66135% | 3.73960% |

| | 1 Month | 3 Month | 6 Month | 12 Month |
|----------------------------------------|-------------|---------|---------|----------|
| (From 02.06.2026 to 15.06.2026 % p.a.) | USD : 3.30% | 3.66% | 3.96% | 4.34% |
| | EUR : 1.70% | 1.94% | 2.19% | 2.45% |
| | GBP : 3.50% | 3.79% | 4.13% | 4.55% |

(From 02.06.2026 to 15.06.2026 % p.a.) USD : 3.10%

(From 02.06.2026 to 15.06.2026 % p.a.) EUR : 1.50%


(From 02.06.2026 to 15.06.2026 % p.a.) GBP : 3.20%


| CURRENCY | USD | EUR | GBP | JPY |
|----------|----------|----------|----------|--------|
| Mid Rate | 122.7500 | 141.7885 | 165.0194 | 0.7656 |


The above published exchange rates are subject to change without prior notice due to movement in market.

- 1) For Forward Booking
- 2) For any transaction in foreign currency other than USD; and
- 3) Any other issue as advised time to time from Treasury & Capital Market Services Division

Md. Mahmud Hasan-0177754576
 Direct land line phone at Treasury Dealing Room : 47117112, 47117761
 PABX land line: 9568190, 9564830, 9556616, 9590548, 9590549;
 PABX Extension at Treasury Dealing Room: 240, 352, 353 & 323


 Fauzia Tabassum
 Senior Principal Officer


 Md. Mahmud Hasan
 Senior Principal Officer


 Md. Mahmud Hasan
 Deputy General Manager