

# ANNUAL REPORT 2023



সিএমএসএমই খাতে বিনিয়োগে  
স্বনির্ভর হবে অর্থনীতি  
দেশ পাবে এগিয়ে যাওয়ার  
দুবার গতি



**BASIC Bank Limited**  
Serving people for progress

A 100% STATE OWNED COMMERCIAL BANK





# ANNUAL REPORT

# 2023



**BASIC Bank Limited**  
*Serving people for progress*

A STATE OWNED SCHEDULED BANK



**Registered Office**

Bana Shilpa Bhaban  
73, Motijheel Commercial Area  
Dhaka-1000, Bangladesh

**Head Office**

Sena Kalyan Bhaban  
(5<sup>th</sup>, 6<sup>th</sup> & 7<sup>th</sup> Floor)  
195, Motijheel Commercial Area, Dhaka-1000

**Incorporation**

August 02, 1988

**Commercial Operation**

January 21, 1989

**Contacts**

Phone : Head office: 02-223388190, 02-223384430

ICT Division: 02-223382960, 02-223385087

BASIC Bank Training Institute (BBTI) : 47119578-9

E-mail: [basicho@basicbanklimited.com](mailto:basicho@basicbanklimited.com)

[www.basicbanklimited.com](http://www.basicbanklimited.com)

SWIFT: BKSIBDDH

***BASIC Bank Limited***

***Serving people for progress***

A STATE OWNED SCHEDULED BANK

# **LETTER OF TRANSMITTAL**

To  
The Shareholders  
Bangladesh Bank  
Bangladesh Securities and Exchange Commission  
Registrar of Joint Stock Companies & Firms

Subject: **Annual Report of BASIC Bank Limited for the year ended December 31, 2023.**

Dear Sir(s)/Madam(s),

We are pleased to present before you the Annual Report 2023 of the Bank together with the Audited Financial Statements of the Bank for the year ended December 31, 2023 for your kind information and record. The Financial Statements comprise Balance Sheet, Profit and Loss Account, Cash Flow Statement, Statement of Changes in Equity and Liquidity Statement along with notes thereon.

With kind regards,

Yours faithfully,



**Md. Hasan Imam**  
Company Secretary

# Table of **CONTENTS**

01	Corporate Profile	06
02	Vision Statement	08
03	Mission Statement	09
04	Goals & Objectives	10
05	Our Approach	11
06	Forward Looking Statements	13
07	Board of Directors	15
08	Message from the Chairman	23
09	Managing Director's Speech	27
10	পরিচালকমণ্ডলীর প্রতিবেদন Directors' Report	31
11	Report of the Audit Committee	54
12	Report of the Risk Management Committee	56
13	Disclosures on Risk Based Capital Requirement Under Basel-III	58
14	Sustainability Report	74
15	Implementation of the National Integrity Strategy	77
16	Corporate Governance Practices of the Bank	79
17	Managing Director and Chief Financial Officer's Declaration to the Board on Integrity of Financial Statement	82
18	Thirty Five Years of BASIC Bank Limited	83

# Table of **CONTENTS**

19	Independent Auditors' Report	92
20	Balance Sheet	102
21	Profit & Loss Account	104
22	Statement of Cash Flows	106
23	Statement of Changes in Equity	108
24	Liquidity Statement	109
25	Notes to the Financial Statements	110
26	Shedule of Balance with Other Banks-Outside Bangladesh (Nostro Account)	158
27	Details of Investment in Shares	159
28	Advances Exceeding 10% of Bank's Paid-up Capital	161
29	Schedule of Fixed Assets	162
30	Highlights on the Activities of the Bank	163
31	List of Executives	164
32	Head Office and Branches of the Bank	170
33	List of Sub-Branches	181
34	List of Collection Booth	185
35	List of ATM Booth	186
36	Credit Rating	188
37	Notice of the 35 <sup>th</sup> Annual General Meeting	189

# CORPORATE PROFILE



### **Incorporation as Bank:**

BASIC Bank Limited (Bangladesh Small Industries and Commerce Bank Limited), a state-owned commercial bank, launched its operation on January 21, 1989 being incorporated as a banking company on August 2, 1988 under the erstwhile Companies Act 1913. It is now governed by the Bank Company Act 1991 with its amendment from time to time.

The Bank came into being as outcome of the pragmatic thinking of the policy makers on emergent of a bank in the country exclusively for financing to Small Scale Industries (SSIs). At the outset, it had been a joint venture enterprise of the defunct BCC Foundation with 70 percent shares and the Government of Bangladesh (GOB) with the remaining 30 percent shares. After the closure of BCCI, BCC Foundation became nonfunctional and the Government of Bangladesh then took over 100 percent ownership of the bank on 4th June 1992. Thus, it is recognized as a state-owned Bank.

### **Path-finder of SME concept in Bangladesh:**

Long before the concept of SME getting into surface, BASIC is the lone bank in the country which first started practicing SME banking in exploring the potential assistance to small investors through providing financial and advisory support successfully.

Since inception, BASIC Bank is unique in its objectives with blending of development and commercial banking panorama. Once treated as one of the best specialized banks in Bangladesh it takes pride itself of being the pioneer in financing to small and medium scale industries, inspired by its Memorandum with a stipulation that 50 percent of loanable fund shall be invested in Small and Medium Scale industries. Now-a-days, SME is being regarded as one of the accredited tools/engine across the world for its intensity in poverty alleviation, employment generation and women empowerment.

### **Online Banking Facilities:**

In a great strides towards achieving a cashless society, BASIC among the state-owned banks, is the first in launching of Online Banking transaction by using state of art technologies through which anybody can accomplish basic banking transactions at his own convenience, wherever he want—at home, at work, or on the go. If desire, one can avail himself/herself of any type of banking facilities from any branch of the Bank—where it does not matter in which branch he/she maintains accounts. At present, Bank have 72 branches & 37 sub-branches across the country where all are well connected on-line so anybody craving for banking transaction whenever aroused; can be met from any corner of the territory.

### **Mobile Banking:**

Today, Mobile Banking is the latest revolution in banking business which has brought banking operation in the pocket of people. In the world of modern era, information technology has an enormous effect on development of banking services and on its based since beginning

BASIC Bank design and diverse its products in such a way that banking needs of its client is met. Keeping this view in mind, to cater to the need of banking people growing of the smart age BASIC Bank has already started Mobile App based banking operation named “Magpie” which under financial inclusion thereby a lot of unbanked people will get access to banking services or get opportunity to be connected to BASIC Bank from any remote place of the country. By using this system, a customer does not need to come to Bank in person to open an account and to make transactions to some extent.

### **Development Partners:**

In addition to regular banking activities, BASIC Bank works with different local entities like Government bodies, NBFIs, reputed MFIs/NGOs and international agencies like ADB, as a development partner for implementing various development schemes carried out by the government among which Government's Agro-based Project Financing Scheme, Agribusiness Development Project & Second Crop Diversification Project involving the fund of Asian Development Bank (ADB) are worthy of mention. The ultimate object of those projects is to create rural employment opportunities through scaling up agro-enterprises, encouraging production of High Value Crops with a view to rising income of rural people and thus to reduce the extreme poverty.

BASIC has participated in different SME, Agri and SME Women Entrepreneur fairs organized at different parts of the country by different govt. agencies and organizations, like Bangladesh Bank, different Chambers, with its own stalls where it has achieved a number of prestigious accolades as recognition of its aesthetic and objective responsibility towards building of a happy society.

### **Financing in Agricultural & Rural Sector:**

For development of agriculture sector BASIC is concerned from the very beginning of its operation, with providing loans to farmers directly at field level, side by side through MFIs linkage, and to different agro-based processing industries at affordable interest rate. As accreditation of contribution to agriculture, BASIC Bank achieved Bangladesh Bank Governor's Award from Bangladesh Bank on different occasions.

### **Epilogue:**

Steady growth and high retention rate in clientele base since inception of Bank testifies their immense confidence they repose on our services. Diversified products in both liability and asset sides particularly a wide range of lending products relating to development of small and medium enterprises, and commercial and trading activities attract entrepreneurs from varied economic fields. Along with promotion of products special importance is given on individual clients in line with individual needs. "Serving people for progress", is the motto of the Bank which is followed for development of clientele as well as human resources of the Bank.

To facilitate economic development of the country by rendering all-out banking services with special emphasis on finance and promotion of Small and Medium Enterprises.

# VISION

# MISSION

To evolve as the strongest one in the banking industry by rendering quality and timely services with innovative ideas towards entrepreneurship development through utilizing human resources in an effective manner as well as ensuring corporate governance for overall betterment of the society.



# Our Goals

- To invest 50 percent of loanable funds in financing small and medium industries sector;
- To serve the depositors in safekeeping and growing their savings;
- To contract or negotiate all kinds of loans, aid or assistance, private or public, from any source, local or foreign and to take all such steps as may be required to complete and effectuate such deals;
- To act as agents for the sale and purchase of any stocks, shares or securities or for any other monetary or mercantile transactions;
- To guarantee or become liable for the payment of money or for the performance of any obligation and generally to transact all kinds of guarantee business and also transact all kinds of agency business;
- To promote the development of small and medium industries and to provide finance to all kinds of banking facilities and to provide technical services to small and medium industries in Bangladesh;

# Our Objectives

- To develop a culture of compassionate banking;
- To establish and open offices and branches to carry on all or any or the above businesses within the country and abroad, provided prior permission is obtained from the Bangladesh bank and carry on, transact, undertake and conduct the business of banking in all its branches and to transact and do all relevant matters and things; and
- To ensure secured banking.





# OUR APPROACH

Pioneer in SME financing and specialized in development banking BASIC Bank has already created stance and brand in the banking arena providing its clients with a full range of customer franchise services to help them grow in assets and net worth.

BASIC Bank places particular emphasis on small entrepreneurs, quality assets and steady and sustainable growth. Bank offers project loan to develop small and medium scale industrial enterprises for processing and manufacturing goods and services. Besides, Bank facilitates full-fledged commercial banking services like, working capital finance in trading and short term trade finance along with providing international trade services.

BASIC Bank attaches special importance to technical and advisory support to small and medium scale industries in order to enable them run their enterprises smoothly. Under financial inclusion, Bank's diversified its services which included among other micro credit to the urban, semi urban poor people and farmers in rural areas through linkage with MFIs with a view to facilitate their access to formal financial market for mobilization of resources which is another diversification of our services.

Besides, in keeping pace with the competitive and rapidly changing diversified financial market of the country, BASIC Bank maintains close connections with its clients, regulatory authorities, shareholders (the GOB), other banks and financial institutions.

**In 2024, bank will adopt strategic planning to place it on a strong hold position conquering all setback:**

Providing best services and attaining excellence:

- To scale up Bank's position to a place where once it existed in terms of name, fame, transparency, profitability by engaging all out efforts specially focusing on recovery heave.
- To bring back glory of being number one bank in Bangladesh in all consideration.
- To grow product portfolio with focus on SMI need based financial services in line with market demand under new challenging situation.
- To continue to extend financing to agriculture and rural sector giving priority to women entrepreneurs for sustainability and generation of rural employment and food security also.
- To drive consumer finance to cater to the need of lower middle income group in urban and rural areas;
- To continue to open new sub-branch to broaden the coverage of network of banking services aiming at reaching out the unbanked people under the approach of financial inclusion.

- To manage credit risk in effective manner, maintain quality asset and net-worth of the institution and contain deviation at zero level.
- To reshape and redesign Bank's products and services to cater to the needs what an individual or a corporate expects in a modern era by way of introducing mobile app based banking, sub-branches, agreement with Exchange Houses like RIA, Western Union, Agrani Remittance House, different gateway of bringing remittance to the country, online banking facilities, contact less ATM card, facility of payment of all utility bills at one point, keeping the client updated with instant delivery of information on any transaction in account by SMS alert and launching of What's up based banking transactions, all of whom are to give comfort to its customer in hasty busy life.

**Balance Sheet Management**

- To strengthen our capital and asset base and to improve our funding positions with adopting diversified strategies including recovery of bad debt, keeping regular loan on right track, and make optimum utilization of fund and capital ensuring diversified investment with utmost precaution.

**Customer Service:**

- To ease and simplify processes and to provide services at no cost, broaden areas of customer service like Mobile Based Banking App " Magpie", RTGS (Real-Time Gross Settlement), EFTN (Electronic Fund Transfer Network), core banking facilities, ATM Card Operations, engagement of Alternative Credit Delivery Channel with assistance of MFIs to reach the banking services to the door steps of the commons.
- To adopt new technology and confer training home and abroad to make our human resources updated, efficient and competitive to ensure better customer services.

**Create a sustainable brand:**

- To ensure good governance, stability, reliability, trust and transparency and to regain ability to contribute to the national exchequer through earning profitability and being branded as SMI Bank i.e. bank exclusively dedicated for financing to Small & Medium scale Industries, the anthem the bank orchestrates from the beginning.

**Culturing talent through skill development:**

- To provide on and off the job training for developing high skilled talent pool, maintain congenial working atmosphere, motivate, encourage and nurture talent base to maintain standard and practice corporate culture.



# FORWARD LOOKING STATEMENT

This Annual Report has embedded forward looking statements of BASIC Bank Limited which are reflected in Message from the Chairman, Directors' Report, Managing Director's Message, and others. These statements represent management's outlook towards the Bank's future financial condition and performance. Such outlooks are based on the Bank's plans and its current goals and expectations, estimates, projections and assumptions, which always carry some risk and uncertainties.

Bank is presently giving highest emphasis to return to operating profit. Reduction of non-performing loans is the key challenge for improving financial condition of the bank. As such, recovery of non-performing loans gets highest priority in formulating future plan for the bank. But due to the pandemic of Covid – 19 and war in several regions of the world, risks and uncertainties of the Banking sector are rising. Bank Management has taken steps to turn loss making branches into profitable branches. Moreover, Bank Management has taken proactive steps for increasing deposit base, especially lost-cost deposit of the Bank.

**Management of the Bank makes commitment to stick to the followings –**

- giving maximum emphasis on recovery of non-performing loans,
- bringing classified loans within 10% in those branches where classified loans constitute more than 20% of total loan of respective branches,
- reducing classified loans within 5% in those branches where classified loans constitute 10% - 20% of total loan of respective branches as well as increasing the number of classification free branches,
- increasing low-cost deposit like savings, current, STD deposit of the bank,
- reducing Loan-Deposit Ratio,
- increasing export business of the bank,
- increasing remittance through our bank
- reducing operation expenditures,
- reducing capital shortfall and provision shortfall gradually,
- ensuring maximum utilization of human resources.

However, these projections do not guarantee future performances since these involve certain risk and uncertainties. Actual future results may differ materially from that forecasted in 'Forward Looking Statement' due to various internal and external factors.







# BOARD OF DIRECTORS



## **Professor Dr. Abul Hashem** Chairman

Professor Dr. Abul Hashem was appointed as a Director and Chairman of the Board of Directors of BASIC Bank Limited on September 14, 2020 by the Financial Institutions Division, Ministry of Finance. Later, he was re-appointed as Director and Chairman of the Board of Directors of the Bank on November 15, 2023.

Dr. Abul Hashem was born in a respectable Muslim family on January 31, 1950 in the district of Feni. He achieved Ph.D. degree in Accounting from the then USSR in 1981 and he published the abstract of his Ph.D. thesis in the prestigious 'Moscow Institute of National Economy' presently known as 'Plekhanov Russian University of Economics' in the same year. He was a Senior Fulbright Scholar at Suffolk University, Boston, USA during the years 1998-99. As a Senior Fulbright Scholar, he carried out a policy research on Foreign Direct Investment in Bangladesh. He has also achieved M.Com. Degree in Accounting in 1971 (Examination held in 1973) from the University of Chittagong. He joined as a Lecturer in the Department of Accounting, University of Dhaka, in 1974 and became Professor in 1992. In his long academic career, Dr. Hashem taught various accounting and finance related courses in BBA, MBA and Evening MBA programs of the department of Accounting & Information Systems, University of Dhaka, carried out many research projects and supervised hundreds of graduate theses. His specific research interests include securities market, investment decisions, corporate finance, insurance and risk management, financial reporting, portfolio management and measuring the associated risks.

He is also serving as the Vice Chancellor of Anwer Khan Modern University (AKMU), Dhaka and honorary Professor of Accounting & Information Systems, University of Dhaka. Prior to that, he was the Chairman of Dhaka Stock Exchange Limited from February 13, 2017 to February 12, 2020. He also served as the Full-time Member of University Grants Commission of Bangladesh from 2011 to 2015. He was the Treasurer of University of Dhaka from 1999 to 2002.

He retired as a Professor from the Department of Accounting & Information Systems, University of Dhaka, after completing a very successful and diversified career of about 42 years with extensive teaching and research experience. During this period, he ornamented some of the very prestigious positions of the University of Dhaka, among others, the Treasurer, Faculty Dean, Departmental Chairperson, Chairperson of Bureau of Business Research, Director of Evening MBA program, Provost of Hall, Member of Senate, Syndicate, Teachers' Association of different universities.

Professor Hashem published quite a good number of research based articles in various local and international journals. He attended and presented research papers in many national and international seminars, conferences and workshops. For academic and professional purpose he visited many countries like Russia, Poland, Germany, Belgium, Thailand, China, Pakistan, Nepal, The Netherlands, UK, USA, Hong Kong, France, Malaysia, Singapore, India, Philippines, Sri Lanka, Sweden, Denmark, Turkey, UAE, Saudi Arabia.

He contributed enormously for the development of the stock markets of Bangladesh during his tenure as the Chairman of Dhaka Stock Exchange (DSE). As a full time member of the apex higher education regulatory body of Bangladesh, namely, the University Grants Commission (UGC), he contributed immensely towards the quality assurance of the higher education systems of both the public and private universities. As a highly successful academician, administrator and organizer, he provided his valuable services in the governance of universities, financial institutions, stock exchanges, and the society at large. Professor Dr. Abul Hashem as a visionary person contributed tremendously towards development of the education and corporate regulatory sector of Bangladesh.



## **Nahid Hossain, PhD**

Director

Dr. Nahid Hossain is currently working as Additional Secretary, Financial Institutions Division, Ministry of Finance, Government of Bangladesh. He was appointed as a Director of the Bank on February 07, 2021. Later, he was re-appointed as Director of the Bank on February 28, 2023. Dr. Hossain joined Bangladesh Civil Service in 1999 and served various positions including Deputy Secretary, Financial Institutions Division, Ministry of Finance, Deputy Secretary, Power Division, Ministry of Energy, Power and Mineral Resources, Superintendent of Police, Natore, Bangladesh Police Academy and Armed Police Battalion of Bangladesh Police. In international capacity, Dr. Hossain worked 3 years 8 months (from 2016 to 2019) in lieu as Visiting Fellow & Adjunct Faculty at School of Law, Western Sydney University, Sydney, Australia. In 2012, he also worked as UN nominated General Trainer at National Police Academy of Timor-Leste and was awarded Solidarity Medal by H.E. President of Timor-Leste for his contribution in the field of police curriculum and training module development. He has worked as Consultant (JICA part) of Dhaka City Solid Waste Management Project.

As a Kubota Fund and Japanese Government Scholar Dr. Nahid Hossain obtained his Doctor of Philosophy (PhD) in Environmental Economics from Toyohashi University of Technology and, as a JDS Scholar he did his Master of Economics from Yamaguchi University, Japan. He has Master of Commerce and Bachelor of Commerce in Finance from the University of Dhaka, Bangladesh. He has also acquired a Post Graduate Diploma in Marketing Management from Bangladesh Institute of Management, Dhaka. He has published one academic book, several international academic journals and attended several international academic conferences globally. For his academic and professional contributions Dr. Hossain has received many awards and scholarships throughout his career both in home and in abroad.

Dr. Nahid Hossain has gathered experience in different sectors like environmental issues, energy policies including waste-to-energy, renewable energy, green financing, capital market functionalities, insurance sector development, and macro-economic implications of financial markets through his working and academic involvements.

Dr. Hossain is fluent in English and Japanese.

He is the Chairman of the Audit Committee & a member of the Risk Management Committee of the Board of Directors of the Bank.



### **Dr. Md. Abdul Khaleque Khan (Freedom Fighter)**

Director

Dr. Md. Abdul Khaleque Khan, a veteran Freedom Fighter (F.F.) and seasoned banker having a bright and successful banking career, was appointed as a Director of the Bank on July 25, 2021 by the Financial Institutions Division, Ministry of Finance. Later, he was re-appointed as Director of the Bank on August 01, 2023. He obtained BSS (Honours) and MSS in Economics from University of Dhaka. Moreover, he was awarded Ph.D. from World University (USA) Center for Executive Studies, Dhaka, Bangladesh in the year 2015.

Mr. Khan started his banking career at Bangladesh Krishi Bank (BKB) as Senior Officer through Bankers Recruitment Committee and served BKB from 31.05.1983 to 16.10.2011 in different capacities. Subsequently, Mr. Khan was promoted to General Manager and joined Rajshahi Krishi Unnayan Bank (RAKUB) on 17.10.2011. He got promotion to Deputy Managing Director on 18.01.2015 and served RAKUB till 27.08.2015. Later, he was promoted to Managing Director on 28.08.2016 and served Bangladesh House Building Finance Corporation and the Bangladesh Commerce Bank Limited as Managing Director & CEO for a total period of one year. In his long career, Mr. Khan attended various training programmes and seminars at home and abroad. Besides, he performed the Holy Hajj in 2019.

He is the Chairman of the Risk Management Committee & a member of the Audit Committee of the Board of Directors of the Bank.



## **Shamim Ahammed**

Director

Shamim Ahammed, a Joint Secretary to the Government of Bangladesh, is presently working in the Department of Military Lands and Cantonments, Dhaka Cantonment, Dhaka as Director General. He was appointed as Director of the Bank on January 20, 2022 by the Financial Institutions Division, Ministry of Finance. He holds Master of Business Administration degree awarded by University of West London, UK achieving a merit position of 1<sup>st</sup> among 50 international students. Prior to that, he achieved Bachelor of Urban & Rural Planning degree from Khulna University and was placed in First Class.

Mr. Shamim Ahammed has gathered multi-disciplinary knowledge through working in diverse Government sectors; which include Prime Minister's Office, Ministry of Civil Aviation & Tourism, Ministry of Finance, Dhaka North City Corporation and Department of Youth Development. He has also performed diligently in the position of Upazila Nirbahi Officer, Batiaghata, Khulna; Revenue Deputy Collector in Jhenaidah, Assistant Commissioner (Land) in Jhenaidah Sadar Upazila and Assistant Commissioner & Magistrate in Mymensingh.

Mr. Shamim Ahmed conducted numerous researches on different contemporary issues and his various analytical articles were published in local and international journals. He attended many foreign & local trainings and seminars in his professional career.

He is a member of the Executive Committee and the Risk Management Committee of the Board of Directors of the Bank.



## **Md. M. Latif Bhuiyan**

Director

Md. M. Latif Bhuiyan was born in a respectable Muslim family in 1963. He started his career as a Senior Officer at Bangladesh Shipa Bank (now it is Bangladesh Development Bank Ltd.) in 1990. In February 2022 he retired as General Manager from Bangladesh Development Bank Limited after completing a bright and successful banking career of 32 years. He was appointed as Director of the Bank on April 12, 2023 by the Financial Institutions Division, Ministry of Finance.

Mr. Bhuiyan's academic career is very bright. He got first division in SSC and HSC examinations held under Dhaka Board, stood 8<sup>th</sup> in order of merit in the Commerce Group in HSC examination and achieved the first position in the Admission Test administered by Dhaka University in 1981 under Group GA from all students of all Boards in Bangladesh. He got first class in both B.Com. (Hons.) and M.Com. in Accounting from the University of Dhaka and studied in USA under USAID scholarship and received his MBA with dual major in Finance and MIS from the University of New Orleans.

While he was in BDBL, he developed the ICT Policy and the Credit Policy for the Bank. As a part of his consultancy under the foreign aided FMRP project of Finance Division of Ministry of Finance, he streamlined the DSL accounts of the Ministry of Finance and developed an Excel-based computerized system of accounting for Government Debt Service Liabilities payable to the Government by state-owned enterprises. While working at the World Bank financed DMTBF project of Ministry of Finance, he developed an Operating Manual for Financial Assets Management (Debt and Equity Management) for MoF, built a computer database module for use in iBAS++ for managing government equities and prepared a Cash Management Manual for the Ministry of Finance.

He is well experienced in various fields of commercial banking and development financing. He is also an expert in the management of domestic and foreign loans, Government DSL (Debt Service Liability), Government Equities, budgeting and accounting. As he worked as a national consultant to the Ministry of Finance (MoF) and ADB/ World Bank-financed projects of MoF, he gathered immense experience in loan, cash and risk management, policy formulation and implementation thereof. He is also experienced in the system analysis, design and the development of computer database.

He served as a member in the Government Loan Accounts Development Committee under MoF and also acted as a member in the Sick Textile and Garment Industries Rehabilitation Committee in Bangladesh that provided recommendations to the Government for the development of the sector. Mr. Bhuiyan developed employees' service rules, regulations and policies and the Financial Reporting Act 2015 for the Financial Reporting Council (FRC). He also developed CPF policy, Gratuity Policy, Travelling & Conveyance Policy and Overtime Policy for National Human Resource Development Fund (NHRDF) of Ministry of Finance.

He is fluent in Bangla and English and also skilled in MS Word, Excel, FoxPro, Dbase, Access and Oracle. Mr. Bhuiyan attended various training programs and seminars. He is now a member of the Audit Committee and the Risk Management Committee of the Board Directors of the Bank.



## **Md. Rafiqul Islam**

Director

Mr. Md. Rafiqul Islam was born in a respectable Muslim family on May 24, 1957 in the district of Cumilla. Mr. Islam was appointed as a Director of the Bank for the second time on April 24, 2023 by the Financial Institutions Division, Ministry of Finance. Previously, he was a Director on the Board of Directors of the Bank from 23.07.2020 till 30.06.2021. He retired from Government service as Joint Secretary from the Ministry of Public Administration in the year 2017. He joined Government Service (Education Cadre) on 01.07.1985 and conducted classes on Management, Insurance and Banking in different Govt. Colleges until his lateral joining as Deputy Secretary in the Ministry of Public Administration in May 2005. Mr. Islam served the Ministry of Shipping, Bangladesh Road Transport Authority, Ministry of Post & Telecommunication and Ministry of Public Administration in different capacities till his last day of service. He obtained Master's in Management from University of Chittagong in the year 1983. Prior to that, he completed his B.Com (Hons) from University of Chittagong in the year 1981.

He visited different countries like India, Malaysia, Philippines, Thailand, Japan, Kuwait, Sweden, Switzerland, KSA. He attended many trainings and seminars on Management in home and abroad in his colorful career. His major trainings were on Project Management, Audit Management Procurement Act & Rules, Measures for Prevention of Corruption, Advanced Course on Administration and Development, Trade Facilitation Negotiation Needs and Priorities for Bangladesh, E-file Management System, ICT Development. He also attended training on Public Management Program in Malaysia; Health Information System International Event, Philippines; ITU Asia Pacific Centres of Excellence Training Workshop, Thailand; ITU Programme in Japan; Postal Financial Services India, Thailand, Switzerland and Management Training in Sweden.

During his service life he has contributed immensely towards the development of education systems and modernization of postal services. He is also involved in various socio-cultural organizations.

He is a member of the Executive Committee and the Risk Management Committee of the Board of Directors of the Bank.



**Md. Anisur Rahman**  
Managing Director & CEO

Mr. Md. Anisur Rahman started his banking career as a Senior Officer of Agrani Bank Limited in 1988 on his recruitment under BRC. Having a splendid leadership and a progressive vision, Mr. Rahman steered various branches and regional circles of Agrani Bank across the country, different divisions at Head Office and led Agrani Equity and Investment, a subsidiary of the bank, as its CEO. Throughout his career, he proved his competence and excellence of achievement while working in the areas like branch operation, treasury management, credit operation, foreign funding, offshore banking and divisional leadership. He was awarded 'Financial Incentives' for his loan recovery performance and was given an 'Appreciation Letter' for achieving import and export business target. Mr. Rahman worked as 'Project Manager, Core Banking Solution (CBS) Implementation (Business)' and he effectively implemented online banking by bringing nine hundred branches under CBS which enriched operating performance of Agrani Bank. He was also a Govt. Nominated Director of Bangladesh Commerce Bank Limited.

Mr. Rahman successfully discharged his duties as Branch Manager of several branches and Head of Divisions as Deputy General Manager at Head Office of Agrani Bank. He was able to turn the Merchant Banking Wing of the Bank into a profitable concern while working as its CEO. By dint of his outstanding performance and eloquent banking qualities, he rose to the position of General Manager in 2015. As a General Manager, he led Khulna Circle, Chattogram Circle, Main/ Principal Branch, Dhaka Circle-1, International Trade and Foreign Currency Management Division of Agrani Bank. He was promoted to the rank of Deputy Managing Director on June 11, 2018 and carried out his duties with utmost sincerity. On 1<sup>st</sup> April, 2021 he joined BASIC Bank Limited as Managing Director and CEO. Later, on April 24, 2024 he joined the Bank as Managing Director and CEO for the second tenure.

Mr. Rahman obtained Master's Degree in Mathematics from the University of Dhaka. He is also a Diplomaed Associate of the Institute of Bankers, Bangladesh (DAIBB). He attended different training programs both at home and abroad.





MESSAGE FROM THE  
**CHAIRMAN**

On behalf of Board of Directors, I bid you all a heartiest welcome to the 35th Annual General Meeting of BASIC Bank Limited. I would like to convey special thanks to the representative of Bank's lone shareholder, the Government of the People's Republic of Bangladesh, nominated shareholder-Directors and the Bangladesh Bank Coordinator for their gracious presence in the 35th AGM of the Bank. On this occasion, as usual, Annual Report along with audited financial statements for the year 2023 of BASIC Bank Limited is presented.

At the outset of the occasion, I would like to pay my sincere tribute to our 'Greatest National Leader' and 'Father of the Nation' Bangabandhu Sheikh Mujibur Rahman. My sincere reverence to our Honorable Prime Minister, Sheikh Hasina whose leadership keeps progress of the country continued even amid global crisis arisen out of COVID19 pandemic, Russia-Ukraine war and Middle East unrest. My appreciation goes to the management and employees of the Bank who uphold spirit of independence and nationalism by regularly observing various national days.

Before presenting the highlights of the Bank's performance for the year 2023, it would be relevant to touch upon the scenario of the banking industry of Bangladesh and the overall economy of the country that prevailed during the year having significant outcome for the banking sector's performance. World economy experienced a tough time during 2023 impacted by post pandemic challenges, Russia-Ukraine war and Middle East Crisis. Inflation, food insecurity, soaring energy and food prices, supply chain disruptions and mounting debt are among the pressing challenges added to a world recovering from the human and economic losses of the COVID-19 pandemic and facing the ongoing threat of climate change and the war in Ukraine. These challenges are particularly acute in developing economies. Global growth is slowing sharply and many countries have been facing recession. Central banks around the world have been raising interest rates with a degree of synchronicity not seen over the past five decades.

Bangladesh is not out of the global context. The journey of accelerated growth and development of the country has been facing multifarious challenges due to global economic slowdown caused by inflation, economic unrest, Russia-Ukraine war and Middle East crisis. Banking industry had long been facing numerous challenges like reduced interest spread, lower profitability, uneven deposit

distribution, sluggish deposit and credit growth, mounting of nonperforming loans (NPLs), increasing pressure on maintaining provisions and minimum capital requirement to mitigate risks. Throughout 2023 banking sector faced serious crises, including dollar shortage, depreciating local currency, loan irregularities and liquidity crisis. Amid all these odds a majority of publicly traded banks achieved growth in earnings in 2023 attributed to a rise in interest income and successful implementation of business strategies despite economic challenges and volatility in foreign currency.

While facing the challenges peoples' relentless effort, hard-working nature and sincerity of Bankers could show light of hope during the year by picking up business eclipsing uncertainty. Political stability that blessed the year 2023 was much disturbed by way of political turmoil in the last quarter of the year which made 2023 a challenging year for the Banking industry. The ratio of gross NPLs to total loans stands at 9 percent at the end of 2023 from that of 8.16 percent at the end of 2022 indicating a rise of bad loans. Capital-to-risk-weighted assets ratio (CRAR) of PCBs slides slightly from 13.80 percent in 2022 to 12.82 percent at the end of 2023. On the other hand, the CRAR of SCBs declined to 6.03 percent at the end of 2023 from 6.26 percent in 2022. Consequently, the overall CRAR decreased to 11.08 percent at the end of 2023 from 11.83 percent in the previous year. However, the overall capital adequacy ratio of the banking system remained stable at the end of 2023 reflecting steadiness in terms of capital adequacy to absorb uncertainties and risks.

The banking industry's profitability witnessed some moderation at the end of 2023 compared to 2022, as shown by a decline in both return on assets (ROA) and return on equity (ROE). The overall ROA and ROE reduced to 0.59 percent and 10.55 percent at the end of 2023 from 0.62 percent and 10.67 percent during the previous year respectively. Furthermore, the ROA for SCBs has remained unchanged compare to the end of 2022 and ROE improved to 4.78 percent at the end of 2023 from 4.55 percent at the end of 2022. In addition, ROA and ROE for the PCBs also declined to 0.62 percent and 10.13 percent at the end of 2023 from 0.71 percent and 11.04 percent at the end of 2022, respectively.

Banking industry has been passing through a struggling period to come out of the NPL trap and build confidence among depositors that banks are



capable of paying back depositors money by ensuring good governance, enhanced loan recovery process, adequate capital base, and sufficient earnings, and by maintaining ideal asset liability match. In response to the situation prevailing now, banking sector is implementing a comprehensive plan for ensuring discipline, governance, and credibility of the sector which will provide optimism towards resilience and stability in the banking industry.

BASIC Bank Limited which started its journey in 1988 and gradually marked by its success as an example for being a profit earning state-owned bank with sound indicators in all required terms now finds itself in a difficult position to operate in good order. The bank has long been exerting efforts to put it on right track by recovering from the damages caused by numerous irregular practices took place. It has been struggling to retrieve its health in terms of asset quality, management competence, profitability and capital base. After assuming the responsibility as a Board member and Chairman of Board of Directors of the Bank in September 2020, I along with other Directors concentrated to diagnose major areas of problem and we were quite taken aback that it had been facing severe weakness in each of its indicators; mounting of Non-Performing Loans (NPL), stagnancies in new finance due to liquidity crisis, asset-liability mismatch, shortfall of capital to meet regulatory requirements and deficit of loan loss provision for risk mitigation. We have taken measures to unveil the actual financial picture of the Bank, detect its risk extent, unearth trace of sour loans and remove maladministration and weakness of management capacity and control prevailing in many layers of work-force. Rigorous efforts were given to trace out default borrowers, pursue them to regularize defaulted loans through rescheduling or exit plans. Recovery measures, new loan sanction, reforms and rearrangement in various segments could reduce the amount of losses of the bank in 2022 comparing to that of 2021. But operating loss of the bank again began to increase in 2023 due to tightened liquidity scenario, results of recovery drive was not as much as it was expected and narrower margin between deposit and lending rate. For a better survival the bank management should exert best effort to reduce NPL through recovery effort, collect low-cost and no-cost deposit to decrease cost of fund, sanction new loans and enhance non-funded commission income based business. Otherwise, the Bank will not be able to confront overall situation impacted by huge amount of NPLs, constriction of interest spread, incurring high cost for deposit collection.

Total asset of the Bank stood at Taka 168.18 billion at the end of year 2023, decreasing by 12.40 billion from Taka 180.58 billion in the previous year. Deposit slides slightly by 1.36 percent and reached Taka 146.93 billion in 2023 from 148.96 billion in 2022. Loans and advances stood at about Taka 131.53 billion at the end of 2023 decreasing by 3.07 billion from that of 134.60 billion in 2022. The bank could maintain steady Credit-Deposit Ratio (CDR) that stood at 90% in 2023. Bank management under the leadership of Board of Directors and guided by Bangladesh Bank, exercised their best effort to improve CD ratio.

Import business of the Bank stood at Taka 31.30 billion at the end of 2023 registering a growth of 14.99 percent from 27.22 billion at the end of 2022. Export financing increased by 4.16 percent from that of the previous year and stood at Taka 30.53 billion at the end of the reporting year. The bank has financed Taka 13.68 billion towards SME sector and thereby endeavored to build and promote entrepreneurs which also widened the way to create employment opportunities across the country. The Bank incurred operating loss of Taka 4.09 billion in 2023 as a result of high NPL and reduction of income from interest spread.

Breaking the tradition of persuading for big chunk of deposit at high cost and inclining to giving loans favoring large corporate house have become a major challenge for the bank. It has been trying to develop a healthy mix of deposits in terms of cost and maturity and a sound portfolio of assets by extending its credit operation to CMSMEs rather concentrating only to large entities. Although it is beyond the capacity of the Bank to revert its status within a short time, it has been approaching several attempts to turn around its financial health by opening sub-branches to expand network, inaugurating new ATM booths for extending services to more people, developing deposit and loan products to welcome new clients. At present, BASIC Bank has an operational network of 72 branches, 37 sub-branches, 13 collection booths and 24 ATM booths. All the branches are located at prime business locations covering 47 districts of the country. The bank plans to expand its business through establishing more outlets reaching mass people. BASIC Bank has always been keen to bring customized banking products in the market for its target customers. Introduction of savings schemes and loan products namely BASIC Five Lakhopoti Deposit Scheme, BASIC Millionaire Deposit Scheme, BASIC Diamond Term Deposit and Wholesale General Home Construction Loans

(Residential) in favor of Public Universities are aimed to diversify bank's liability and asset base.

Technology based modern banking service remains centerpiece in the attention of the authority to extend facilities to its client. Since start of the journey BASIC Bank has always been adopting new and updated technology to satisfy clients' diverse needs and capacitate them to manage their financial transactions safely as well as conveniently in terms of place, time and form they prefer. The bank developed its own Banking Software back in 1991 which was later replaced by a Centralized Real Time Core Banking System solution to increase efficiency in customer service dimension. Introduction and implementation of digital banking application "Magpie, remittance software "remit365", internet banking application 'iBank', customer onboarding application 'eKYC' and VISA dual currency contactless secured chip based debit/credit card are considered as significant steps in providing more accessible, efficient and transparent digital services, paving the way for a cashless society and a sustainable financial ecosystem to build a Smart Bangladesh.

No other than human capital can translate strategies and plans in to fruitful success. BASIC Bank believes that getting the best from the work-force is the key to the success of every organization. The Bank undertakes various development programs such as imparting trainings, skill development programs, seminars etc. to keep employees updated with knowledge and skills necessary to work successfully in financial industry. It is a matter of pride that the Bank launched its independent training wing named BASIC Bank Training Institute (BBTI) in order to excel skills of its human resources. The BASIC Bank Training Institute (BBTI) offers various training programs round the year on contemporary issues. Besides, the Bank often sends its employees for attending training programs to different prominent bodies like BBTA, BIBM, BIM etc. Moreover, the Bank provides overseas training to its employees. With a view to achieving professional excellence in Banking, a total of 1996 participants attended total 144 Trainings, Seminars and Workshops at BBTI, Bangladesh Institute of Bank Management (BIBM), Bangladesh Bank Training Academy (BBTA) & other training institutions during the year 2023.

On behalf of members of Board of Directors, I would like to convey my heartfelt gratitude to the Government of Bangladesh, sole owner of the bank, for their continued support and guidance. At the

same time, I expect government would come forward to aid the Bank and turnaround it with various supports. We acknowledge the gracious relationship with Government autonomous bodies who keep their deposits with the Bank. Our sincere appreciation goes to Bangladesh Bank for their support and judicious guidance.

I am grateful to the fellow Members of the Board of Directors for their valuable directions, constant cooperation and active participation with prudent judgment towards making appropriate decision. I am thankful to the clients for giving us an opportunity to serve them. I admit and acknowledge the efforts and dedication of all employees of BASIC Bank Limited led by its Managing Director who are engaged in relentless efforts for revival of the Bank.

Finally, I hope, sincere endeavor and united support of all stakeholders will pave the way for the Bank to achieve desired results in the days to come.



**Professor Dr. Abul Hashem**  
Chairman, Board of Directors  
BASIC Bank Limited



**MANAGING DIRECTOR  
& CEO'S SPEECH**

## Greetings to all Stakeholders

Assalamu Alaikum.

At BASIC Bank Limited, our foremost focus is on ensuring stability and dependability, ensuring the resilience and continuous provision of services to both our customers and stakeholders. Acknowledging our significant position within both the national and global economies, we place great importance on sustainability as a fundamental principle. As the Managing Director, my aspiration for BASIC Bank Limited has always been to attain outstanding performance in operations, product offerings, customer contentment and financial robustness. We have made substantial progress towards these objectives, and I am optimistic about our capacity to boost shareholder value in the times ahead. Despite the hurdles posed by the dynamic global environment characterized by political and economic uncertainties, our dedication to granting our customers access to the global market remains unwavering. We tackle these intricacies by concentrating on proficiently handling heightened risks.

The economists worldwide will recall 2023 as a year characterized by turbulent financial markets due to heightened geopolitical tensions. Prices of essential commodities like fuel, wheat, edible oil, and fertilizer surged, causing a ripple effect on the global economy. Bangladesh faced challenges due to its reliance on international trade. Throughout the year, the Central Bank implemented various measures to address exceptional circumstances, enhancing liquidity, managing foreign currency reserves, and facilitating credit flow. Amidst these challenges, BASIC Bank had to adapt to meet customer demands while contending with adversity. Despite the difficulties, we endeavored to innovate and adapt, supported by the Government of Bangladesh (GoB) and Bangladesh Bank, to aid businesses affected by losses.

We worked tirelessly round the clock to serve our customers and implement strategies aimed at restoring the bank's stability. Despite facing another year of profitability challenges, our unwavering dedication led to notable achievements in the latter half of the year.

This annual report presents the financials and associated matters, showcasing the challenges we faced and the accomplishments we achieved. We hope that all stakeholders will maintain their trust in the Bank in the future.

### Looking back...

Bangladesh's economy is steadily progressing through a phase of recovery, achieving a GDP growth of 6.03 percent and a per capita income of US\$ 2765 for the fiscal year 2022-2023, post the global pandemic. As 2023 commenced, Bangladesh's economic landscape seemed promising, marked by significant milestones including the inauguration of

Dhaka's first elevated expressway, the Padma Bridge rail link, the Third terminal of Hazrat Shahjalal International Airport, the issuance of Digital Banking Licenses, the introduction of a universal pension scheme, and the initiation of Taka-Rupee Trade with India, all contributing positively to our economy. However, the world took a grim turn with the onset of the war between Russia and Ukraine, with its adverse impacts becoming evident in 2023.

In the fiscal year 2022-23, the government's financial management encountered numerous challenges, leading to a significant increase in borrowing from the banking sector and weak revenue generation. Additionally, banks' purchases of US dollars to settle import bills exacerbated the foreign exchange reserve crisis. Furthermore, instances of loan irregularities in certain banks, coupled with rumors on social media about the bleak situation in banks, fostered distrust among depositors, prompting significant fund withdrawals and exacerbating liquidity crises in banks like ours. Decreasing interest rates on bank deposits below the inflation rate drove customers to explore alternative investment avenues outside of traditional banking channels for comparatively better returns. Nonetheless, despite facing such adversities, the Bank demonstrated resilience and strived to achieve commendable results overall.

While setting targets for the reporting year, we foresaw that liquidity crises and challenges in recovering non-performing loans would impede interest income, subsequently affecting the Bank's profitability negatively. Therefore, the Bank focused on recovering non-performing loans, increasing the share of low-cost and no-cost deposits, generating more interest and non-interest income, and reducing interest and other expenditures to mitigate operating losses. Consequently, concerted efforts were made to enhance asset quality, provision and capital requirements through measures such as rescheduling non-performing loans, writing off bad loans and selling eligible securities to adjust non-performing loans in accordance with appropriate procedures.

Moreover, the Bank optimized expenditures and utilized human resources more efficiently to bolster its financial position. Mobilizing low-cost and no-cost deposits and investing in government bonds and securities showed steady growth. To streamline business operations, four circles were established, each tasked with supervisory responsibilities aimed at promoting business growth within branches and sub-branches.

Despite concerted efforts, the Bank fell short of achieving its predetermined yearly targets, with 55 branches registering operating profits while a few branches narrowly missed out on profitability. However, we have expanded our resolve to set ambitious targets for 2024 and are committed to achieving them through whole-hearted efforts.



## Priorities taken care of...

The bank has responded positively to stakeholders' priorities and financial needs while maintaining stable business operations despite an exceedingly challenging global economic environment in 2023. Despite the persistent global recession and inflationary pressures, similar to previous years, we prioritized the recovery of Non-Performing Loans (NPLs) by regularizing some NPLs through loan rescheduling and writing off some bad loans. All executives at the Head Office were involved in strengthening NPL recovery efforts to further solidify the credit portfolio.

In 2023, the bank opened several sub-branches, enhancing accessibility to banking services for urban, semi-urban, and rural communities. Through these sub-branches, the bank mobilized low and no-cost deposits in key business hubs, introducing various deposit products tailored for specific demographics such as freedom fighters, women, and senior citizens. Regular guidance from senior management ensured that both branches and sub-branches delivered optimal service.

Furthermore, we prioritized the enhancement of personnel skills by providing various training programs at institutions such as BBTI, BBTA, and BIBM, aligning with organizational requirements. Our focus on NPL recovery efforts yielded positive results, leading to a moderate flow of revenue streams, facilitating the bank's pursuit of operating income while reducing expenditures. Our strategic priorities for 2023 remain consistent with those of the previous year.

## Looking ahead...

Despite the anticipated challenges of 2023, including escalating interest rates on deposits, increasing inflation, and pressures on the foreign exchange market due to global and local political tensions, the year may witness sluggish growth or subdued demand. Businesses continue to grapple with challenges related to supply chain disruptions, power supply issues, and adverse global economic conditions. Nevertheless, the bank remains committed to investing in digital platforms, exemplified by the implementation of Bangla QR for initiating transactions through "magpie" digital banking app, aimed at enhancing customer experience, reducing operational costs and streamlining the business model.

The Bank will pursue the following strategic priorities to achieve its goals:

- Focusing on understanding and meeting the evolving needs of customers through tailored products, efficient service delivery and

personalized experiences. This could involve market research, customer feedback mechanisms, and investment in digital channels for enhanced accessibility and convenience.

- Strengthening risk management practices to mitigate credit, operational, and market risks. This might include robust credit assessment processes, regular monitoring of loan portfolios, diversification of risk exposures, and compliance with regulatory requirements.
- Embracing digital technologies to streamline processes, improve operational efficiency and enhance customer engagement. This could involve digitizing banking services, implementing online and mobile banking platforms and leveraging data analytics for insights-driven decision-making.
- Expanding the range of financial products and services to cater to diverse customer segments and address emerging market opportunities. This might involve introducing new loan products, investment options, insurance services, or innovative financial solutions tailored to specific customer needs.
- Evaluating the branch network to optimize costs and maximize reach. This could involve rationalizing branches in low-performing areas while investing in strategic locations with higher growth potential. Additionally, enhancing the efficiency of existing branches through automation and digitization can improve service delivery.
- Investing in human capital development to build a skilled and motivated workforce capable of driving the bank's objectives forward. This could include training and development programs, talent retention initiatives, and fostering a culture of innovation and collaboration.
- Exploring strategic partnerships and alliances with fintech firms, other financial institutions, or non-banking entities to leverage complementary strengths, expand market reach, and access new customer segments or distribution channels.
- Demonstrating commitment to social and environmental responsibility through CSR initiatives aligned with community development, financial literacy programs, environmental sustainability, and ethical business practices. This can enhance the bank's reputation and contribute to long-term sustainability.
- Maintaining high standards of corporate governance and regulatory compliance to uphold integrity, transparency, and trust. This might involve strengthening internal controls,

enhancing risk reporting mechanisms, and fostering a culture of ethical conduct throughout the organization.

- Establishing key performance indicators (KPIs) and performance tracking mechanisms to monitor progress towards strategic goals, identify areas for improvement, and adapt strategies as needed to ensure continuous growth and competitiveness.
- Focusing on mobilizing adequate deposits, particularly low-cost deposits, and enhancing the deposit product mix to lower the overall cost of deposits.
- Making concerted efforts to recover Non-Performing Loans (NPLs), particularly rescheduled, classified, and written-off loans, to strengthen the credit portfolio further.
- Prioritizing increasing export business by restricting the import of luxury and non-essential goods and emphasizing the inflow of remittances from overseas.
- Continuously enhancing the Bank's Alternative Delivery Channels to offer modern and innovative banking products and services, aligning with the government's vision of becoming a smart nation by 2041.
- Continuing capacity building initiatives for the Internal Control and Compliance (ICC) department, Human Resources, and the training center.
- Striving to reduce the number of loss-making branches to single digits within the year.

The bank aims to improve its position to achieve operating profits while ensuring strict regulatory compliance, upholding ethical standards, and maximizing the utilization of human resources to accomplish the Bank's business objectives.

#### **Our commitment to stakeholders...**

The global economy and the banking sector have transitioned into a new era marked by rapid changes in market dynamics. Customers are increasingly focused on service quality and are simultaneously more demanding, leading to heightened competition levels within the industry. The banking landscape has evolved to become more competitive than ever before, against the backdrop of significant macroeconomic challenges stemming from turbulent financial markets. It is imperative for us to devise innovative and effective strategies to present a compelling value proposition to our customers. Ensuring that we fulfill our commitments is paramount, while remaining highly adaptable and responsive to the volatile market environment. Despite these challenges, we are fully

committed to maintaining the loan-to-deposit ratio (ADR) within established parameters and reducing non-performing loans (NPLs) to sustainable levels.

On behalf of the Bank's management, I affirm our unwavering commitment to all stakeholders. We pledge to thrive by upholding good governance and regulatory compliance standards, addressing liquidity challenges, expediting loan recoveries, and fostering strong relationships with existing customers while attracting new ones to strengthen our asset base.

#### **Acknowledgement...**

We are fortunate to have a Board of Directors comprising individuals with extensive experience, insightful perspectives, and profound knowledge, who offer independent oversight, support, and guidance to the management team. I express my sincere gratitude to each member of our Board for their invaluable contributions.

Furthermore, I would like to extend our thanks and appreciation to the sole shareholder of the Bank, the Government of Bangladesh, and the regulatory authority, Bangladesh Bank, for their unwavering guidance and support. I am confident that this support will continue in the future.

In addition, I would like to express gratitude to our regulators, patrons, esteemed customers, and well-wishers for sharing their insights with us, enabling us to align with societal realities and pave the way for a brighter future for the Bank.


Lastly, I commend all my colleagues, from subordinates to executives, for their dedicated service to our customers, demonstrated through the creation of innovative ideas and initiatives. Let us unite with optimism for the promising future of the Bank.

#### **Last words...**

Finally, I urge every stakeholder of the Bank to join us wholeheartedly in our endeavor to steer the Bank towards success once more, achieving performance levels akin to our illustrious past.

In 2024, we anticipate a year where we can redefine ourselves by enhancing our dedication to implementing our business strategy and ensuring sustainable earnings growth, aligning with our noble vision of contributing to the creation of a poverty-free society.

Thank you all.



**Md. Anisur Rahman**  
Managing Director & CEO  
BASIC Bank Limited







পরিচালকমন্ডলীর প্রতিবেদন  
**DIRECTORS' REPORT**

বিসমিল্লাহির রাহমানির রাহিম  
সম্মানিত শেয়ারহোল্ডারগণ,  
আসসালামু আলাইকুম।

বেসিক ব্যাংক লিমিটেডের পরিচালনা পর্ষদ ব্যাংকের ৩৫-তম বার্ষিক সাধারণ সভায় আপনাদের স্বাগত জানাচ্ছে এবং ২০২৩ সালের নিরীক্ষিত আর্থিক বিবরণীসহ পরিচালকমন্ডলীর প্রতিবেদন উপস্থাপন করছে। এই প্রতিবেদনে ব্যাংকের ২০২৩ সালের সামগ্রিক কর্মকাণ্ডের উপর আলোকপাত করা হয়েছে।

পরিচালকমন্ডলী ব্যাংকের আর্থিক অবস্থান, এর বিভিন্ন কার্যক্রমের প্রক্রিয়াগত স্বচ্ছতা এবং আর্থিক তথ্যসহ আর্থিক প্রতিবেদনের সঠিকতা নিরূপণ করার জন্যে ব্যাংকের আর্থিক বিবরণী পর্যালোচনা করেছেন। ২০২৩ সালে ব্যাংকের বিভিন্ন কর্মকাণ্ডের একটি বিস্তারিত পর্যালোচনা তুলে ধরার পূর্বে যে সকল গুরুত্বপূর্ণ বিষয় এবং উপাদান এদেশের ব্যাংকিং খাতসহ আন্তর্জাতিক ও অভ্যন্তরীণ অর্থনৈতিক ঘটনাপ্রবাহে প্রভাব বিস্তার করেছে, সেগুলো সংক্ষেপে উপস্থাপন করা হলো।

### বৈশ্বিক অর্থনীতির গতিপ্রকৃতি

মহামারী এবং ভূ-রাজনৈতিক উত্তেজনা, বিশেষত ইউক্রেনের সংঘাত এবং গাজার উপর ইসরায়েলের অন্যান্য যুদ্ধের দীর্ঘস্থায়ী প্রভাবের কারণে ২০২৩ সাল একটি জটিল অর্থনৈতিক অবস্থা প্রত্যক্ষ করেছে। যদিও কিছু কিছু অঞ্চলে অর্থনৈতিক পুনরুদ্ধারের সম্ভাবনা দেখা দিয়েছে, কিন্তু সামগ্রিক বৈশ্বিক প্রবৃদ্ধি পূর্বের তুলনায় সংকুচিত হয়েছে এবং অর্থনৈতিক অনিশ্চয়তা বজায় রয়েছে। এ সময় উন্নত অর্থনীতিগুলি উল্লেখযোগ্য মন্দার সম্মুখীন হয়েছিল, অপরদিকে উন্নয়নশীল অর্থনীতিগুলি প্রতিবন্ধকতার মাঝেও নিজেদের অবস্থান অপরিবর্তিত রাখতে সক্ষম হয়েছে। বৈশ্বিক সরবরাহ ব্যবস্থায় বিঘ্ন, মুদ্রাস্ফীতির চাপ এবং আর্থিক বাজারের অস্থিরতা মূল উদ্বেগ হিসেবে রয়ে গেছে, যার নেতিবাচক ঝুঁকি এখনো বিদ্যমান। বিশ্ব অর্থনীতি ২০২৩ সালে একটি মাঝারি মন্দা প্রত্যক্ষ করেছে, যেখানে প্রবৃদ্ধি ছিল ২.৮ শতাংশ, যা আগের বছরের প্রবৃদ্ধি ৩.৪ শতাংশ অপেক্ষ কম। এক্ষেত্রে উন্নত অর্থনীতিগুলি উল্লেখযোগ্য মন্দার সম্মুখীন হয়েছে, প্রবৃদ্ধির হার হ্রাস পেয়ে ১.৩ শতাংশে নেমে এসেছে এবং তাদের প্রায় ৯০ শতাংশের প্রবৃদ্ধি হ্রাস পেয়েছে।

মার্কিন যুক্তরাষ্ট্র, জার্মানি এবং জাপানের মতো প্রধান অর্থনৈতিক শক্তিসহ উন্নত অর্থনীতিগুলি নিম্নমুখী প্রবৃদ্ধির সম্মুখীন হয়েছে, যা সরবরাহ শৃঙ্খলে বাধা এবং ভূ-রাজনৈতিক অনিশ্চয়তার প্রভাব প্রতিফলিত করে। বিপরীতে, উন্নয়নশীল অর্থনীতিগুলি তুলনামূলকভাবে শক্তিশালী প্রবৃদ্ধি বজায় রেখেছে, গড় ৩.৯ শতাংশ, উদীয়মান বাজারগুলি স্থিতিবস্থা বজায় রাখতে সক্ষম হয়েছে।

২০২৩ সালে বিশ্ব বাণিজ্যের পরিমাণ ২.৪ শতাংশে সংকুচিত হয়েছে, যা আগের বছরের ৫.১ শতাংশ থেকে কম। এই পতনের কারণ ছিল লেনদেনকৃত পণ্যের বৈশ্বিক চাহিদা দুর্বল হয়ে যাওয়া এবং ব্যয়ের ধরণ পরিবর্তন হওয়া। ক্রমবর্ধমান বাণিজ্য বাধা এবং মুদ্রার মূল্য বৃদ্ধির মধ্যেও ইনভয়েসিং পণ্যে মার্কিন ডলারের আধিপত্য বজায় ছিল।

বিশ্বব্যাপী মুদ্রাস্ফীতি ২০২২ সালে ৮.৭ শতাংশ থেকে ২০২৩ সালে ৭.০ শতাংশে নেমে এসেছে, প্রাথমিকভাবে পণ্যের দাম, বিশেষ করে অপরিমার্জিত তেলের মূল্যের হ্রাসের কারণে এমনটা ঘটেছে। এ সময়ে জ্বালানি এবং অ-জ্বালানি পণ্যের দাম কমেছে, অপরিমার্জিত তেলের দাম প্রায় ২৪ শতাংশ কমেছে। মূল মুদ্রাস্ফীতির বৃদ্ধি বজায় রয়েছে, যা কেন্দ্রীয় ব্যাংকের জন্য চ্যালেঞ্জ তৈরি করেছে।

২০২৩ সালে ২.৫ শতাংশ পর্যন্ত প্রাক্কলিত প্রবৃদ্ধি হ্রাস আর্থিক খাতকে অস্থির করে তুলেছে। এ প্রবৃদ্ধির হ্রাস উচ্চ মন্দার ঝুঁকি এবং আর্থিক বাজারের অস্থিরতা বৃদ্ধিতে অবদান রেখেছে। বর্তমান বৈশ্বিক আর্থিক পরিস্থিতি অনিশ্চয়তাকে আরও বাড়িয়ে তুলেছে, যা ব্যবসা এবং ভোক্তাদের আস্থাকে নেতিবাচকভাবে প্রভাবিত করে।

উন্নত অর্থনীতিগুলি বেকারত্ব ক্রমাগত বৃদ্ধি পাচ্ছে, যা ২০২২ থেকে ২০২৪ সাল পর্যন্ত ০.৫ শতাংশ হারে বৃদ্ধি পাবে মর্মে অনুমান করা হচ্ছে। ক্রমাগত অর্থনৈতিক প্রতিবন্ধকতা এবং সংকুচিত প্রবৃদ্ধির সম্ভাবনা বিভিন্ন অঞ্চলে বেকারত্বের হার বৃদ্ধি করেছে।

চলমান ভূ-রাজনৈতিক দ্বন্দ্ব, বিশেষ করে ইউক্রেনের যুদ্ধ, বিশ্বব্যাপী অর্থনৈতিক দৃষ্টিভঙ্গির জন্য উল্লেখযোগ্য ঝুঁকি সৃষ্টি করে চলেছে। দীর্ঘস্থায়ী দ্বন্দ্ব সরবরাহ ব্যবস্থাকে আরও ব্যাহত করতে পারে, মুদ্রাস্ফীতির চাপ বাড়তে পারে এবং বিনিয়োগকারীদের আস্থা হ্রাস করতে পারে। উচ্চ মুদ্রাস্ফীতির চাপ, অর্থনৈতিক মন্দার উদ্বেগের সাথে এক সূত্রে গাথা, এই অবস্থা বিশ্ব অর্থনীতিকে আরো ভঙ্গুরতার দিকে ঠেলে দিচ্ছে। কেন্দ্রীয় ব্যাংকগুলি অনিশ্চিত মুদ্রানীতির এবং প্রবৃদ্ধিকে বজায় রাখার জন্য মুদ্রাস্ফীতিকে নিয়ন্ত্রণের দ্বৈত সমস্যার সাথে লড়াই করছে। আর্থিক বাজারের অস্থিরতা, ভূ-রাজনৈতিক অনিশ্চয়তা এবং বৈশ্বিক আর্থিক অবস্থার সংকুচিত হয়ে যাওয়ায়, বিশ্বব্যাপী অর্থনৈতিক স্থিতিশীলতার জন্য ঝুঁকি তৈরি করেছে। উদীয়মান বাজার এবং উন্নয়নশীল অর্থনীতিগুলি পদ্ধতিগত ঝুঁকি সঙ্কটের সম্মুখীন হয়েছে, যা উচ্চতর ঝুঁকি নেওয়ার খরচ এবং সংকুচিত প্রবৃদ্ধির সম্ভাবনার ফলে সৃষ্টি হয়েছে।

মহামারী এবং ভূ-রাজনৈতিক উত্তেজনা থেকে উদ্ভূত বিরামহীন অনিশ্চয়তা কারণে ২০২৩ সালে বিশ্ব অর্থনীতি একটি চ্যালেঞ্জিং সময়কাল অতিক্রম করেছে। যদিও কিছু অর্থনীতি স্থিতিবস্থা বজায় রেখেছিল, কিন্তু সামগ্রিক প্রবৃদ্ধি সংকুচিত হয়েছে এবং ঝুঁকিগুলি ছিল বেশ সংবেদনশীল। এই চ্যালেঞ্জগুলি মোকাবেলা করার জন্য সমন্বিত নীতিগত ব্যবস্থা গ্রহণ প্রয়োজন, যার মধ্যে সরবরাহ ব্যবস্থায় ব্যাঘাত প্রশমিত করার প্রচেষ্টা, মুদ্রাস্ফীতি নিয়ন্ত্রণ করা এবং টেকসই অর্থনৈতিক পুনরুদ্ধারে সচেষ্ট হওয়া। সর্বোপরি ভবিষ্যতে এই অনিশ্চয়তার মধ্যে দীর্ঘ মেয়াদে বৈশ্বিক অর্থনীতিকে স্থিতিশীলতা আনয়নের কার্যক্রমই হবে সর্বাধিক গুরুত্বপূর্ণ।

### ২০২৩ সালে বাংলাদেশের অর্থনৈতিক প্রেক্ষাপট

কোভিড-২০১৯ মহামারীর অভিঘাত এবং রাশিয়া-ইউক্রেন এর মধ্যকার চলমান সংঘাতে বিপর্যস্ত বৈশ্বিক অর্থনৈতিক পরিস্থিতিতে ২০২৩ সালে বাংলাদেশের সার্বিক অর্থনৈতিক অবস্থা এক জটিল আবহে পরিচালিত হয়েছে। যে কোন পরিস্থিতিতে টিকে থাকায় দক্ষ বাঙালি জাতিকে এ সময়ে বহুমুখী আর্থিক চ্যালেঞ্জের মুখোমুখি হতে হয়েছে।

কোভিড-১৯ মহামারীর প্রতিক্রিয়া এবং রাশিয়া-ইউক্রেন সংঘাতের তীব্রতায় ২০২৩ সাল ক্রমাগত বৈশ্বিক অনিশ্চয়তার পটভূমিতে উন্মোচিত হয়ে সামগ্রিক অর্থনৈতিক উন্নতিতে বাধাগ্রস্ত করেছে। ফলে, বিশ্ব অর্থনীতির অংশী হিসেবে বাংলাদেশকে শিল্পায়নের জন্য কাঁচামাল সরবরাহে বিঘ্ন হওয়া, মুদ্রাস্ফীতির চাপ এবং এর দরুন বিনিয়োগকারীর বিনিয়োগে অনীহা সৃষ্টি হওয়ার মত বিবিধ প্রভাবের সম্মুখীন হতে হয়েছে। ইউক্রেনের যুদ্ধ, বিশেষ করে, বৈদেশিক বাণিজ্য প্রবাহে ব্যাঘাত, ভূ-রাজনৈতিক উত্তেজনা, এবং নিত্যপণ্যের মূল্য বৃদ্ধি বাংলাদেশের স্থিতিশীল অর্থনৈতিক অগ্রযাত্রায় বাধা হয়ে দাঁড়িয়েছে।

বাংলাদেশের জিডিপিতে বৈদেশিক রেমিট্যান্স প্রবাহ ও রপ্তানি আয়ের পরিমাণ পূর্ববর্তী অর্থ বছরের তুলনায় ২০২৩ সালে উদ্বেগজনক হারে নিপতিত হয়েছে। ইউক্রেন যুদ্ধের কারণে বৈশ্বিক শ্রমবাজার এবং অভিবাসন খাতে মন্দা চলমান থাকায় রেমিট্যান্স প্রবাহে বিঘ্ন ঘটে। ২০২০-২০২১ অর্থ বছরে রেমিট্যান্স এর পরিমাণ ছিল মোট দেশজ আয়ের ৬.০৩ শতাংশ এবং মোট রপ্তানি আয়ের ৬৭.১৪ শতাংশ যা ২০২১-২০২২ অর্থ বছরে কমে দাঁড়ায় যথাক্রমে মোট দেশজ আয়ের ৪.৫৬ শতাংশ এবং মোট রপ্তানি আয়ের ৪২.৭১ শতাংশ। এই পতন বাংলাদেশের বাহ্যিক সেক্টরের দুর্বলতাসমূহকে চিহ্নিত করে রেমিট্যান্স প্রবাহে স্থিতিশীল বহুমুখীকরণের প্রয়োজনীয়তাকে তুলে ধরেছে।

একইভাবে, ঋনাত্মক বাণিজ্য ভারসাম্যের কারণে ২০২৩ সালে বাংলাদেশের বাণিজ্যের গতি উল্লেখযোগ্য হারে পরিবর্তিত হয়েছিল। রপ্তানি আয় বাড়ানোর জন্য সমন্বিত প্রচেষ্টা সত্ত্বেও বিশ্বব্যাপী চাহিদা হ্রাস, সরবরাহ শৃঙ্খলে বাধা এবং কাঁচামালের ক্রমবর্ধমান মূল্যবৃদ্ধির ফলে দেশ বহুমুখী চ্যালেঞ্জ এর

মুখোমুখি হয়েছে। প্রাথমিকভাবে তৈরী পোশাক শিল্প খাত হতে উৎসারিত রপ্তানী আয়ে নমনীয় প্রবৃদ্ধি নিবন্ধিত হয়েছে, কিন্তু আমদানি দায় বেড়ে যাওয়ায় বাণিজ্য ঘাটতি বৃদ্ধি পেয়েছে। ইউক্রেন সংঘাতের তীব্রতা বৃদ্ধি উক্ত বাণিজ্য গতিশীলতাকে আরও জটিল করে তোলে যা বিনিয়োকারীদের আস্থার সংকট সৃষ্টি করে বাণিজ্য প্রবাহে বাধা প্রদান করেছে।

সমন্বিত বৈশ্বিক অর্থনৈতিক চ্যালেঞ্জ এর প্রতিফলনস্বরূপ ২০২৩ সালে বাংলাদেশের জিডিপি প্রবৃদ্ধির গতিপথ পরিমিত পর্যায়ে ছিল। ২০২১-২২ অর্থবছরে দেশের অর্থনীতি ৭.১ শতাংশ হারে প্রসারিত হয়েছে যা আগের অর্থবছরের তুলনায় কিছুটা বেশি। যাইহোক, ২০২২-২৩ অর্থবছরের জন্য জিডিপি প্রবৃদ্ধি ৬.০ শতাংশে হ্রাস পাওয়া প্রত্যাশিতই বটে। এই মন্দার জন্য দায়ী হলো ইউক্রেন যুদ্ধের ধ্বংসাত্মক প্রভাব।

এই স্বল্প-মেয়াদী চ্যালেঞ্জ সত্ত্বেও, মধ্য-মেয়াদী পূর্বাভাস বাংলাদেশের অর্থনৈতিক পুনরুদ্ধারে আশার আলো দেখায়। পরবর্তী বছরগুলোতে জিডিপি প্রবৃদ্ধির হার ৭.৫ শতাংশ, ৭.৮ শতাংশ এবং ৮.০ শতাংশ হারে বৃদ্ধি পাবে বলে অনুমেয়। এই পূর্বাভাসগুলি দেশের অন্তর্নিহিত সামর্থ্য এবং মধ্যম থেকে দীর্ঘমেয়াদী টেকসই অর্থনৈতিক সম্প্রসারণের সম্ভাবনার উপর জোর দেয়।

অর্থনৈতিক মন্দার মধ্যে বাংলাদেশের শিল্প খাত টেকসই গতিশীলতার আলোকবর্তিকা হিসাবে আবির্ভূত হয়েছে। ২০২১-২২ অর্থবছরে, শিল্প খাত ৯.৯ শতাংশ হারে প্রসারিত হয়েছে, যা সামগ্রিক অর্থনৈতিক কার্যক্রম পরিচালনায় গুরুত্বপূর্ণ ভূমিকা রেখেছে। পোশাক শিল্প খাত রপ্তানি আয় এবং কর্মসংস্থান সৃষ্টির মাধ্যমে বাংলাদেশের শিল্প শক্তির মেরুদণ্ড হিসাবে কাজ করে চলেছে। তবে সেবা ও কৃষি খাতে আগের অর্থবছরের তুলনায় মাঝারি প্রবৃদ্ধি হয়েছে। সেবা খাতে প্রবৃদ্ধি দাঁড়িয়েছে ৬.৩ শতাংশ, কৃষি খাতে প্রবৃদ্ধি হয়েছে ৩.১ শতাংশ। বিঘ্নিত সরবরাহ শৃঙ্খল ব্যবস্থা এবং উচ্চ মুদ্রাস্ফীতির মতো চ্যালেঞ্জ মোকাবেলা করেও এই খাতগুলো বাংলাদেশের বৈচিত্রপূর্ণ অর্থনৈতিক প্রবৃদ্ধি মডেলের অবিচ্ছেদ্য অংশ থেকে গেছে।

বিঘ্নিত বৈশ্বিক সরবরাহ শৃঙ্খল ব্যবস্থা, ভূ-রাজনৈতিক অনিশ্চয়তা এবং গতিশীলতা অভ্যন্তরীণ চাহিদার জন্য ২০২৩ সালে মুদ্রাস্ফীতির চাপ অব্যাহত ছিল। ২০২১-২২ অর্থবছরে মূল্যস্ফীতি পূর্ববর্তী অর্থবছরের তুলনায় গড়ে প্রায় ৬.২ শতাংশ বেশি ছিল। ইউক্রেনের দীর্ঘস্থায়ী সংঘাত এবং পণ্যমূল্যের উপর এর প্রবল প্রভাব মুদ্রাস্ফীতির চাপকে আরও বাড়িয়ে তুলেছে, যা আর্থিক নীতিনির্ধারক এবং ভোক্তাদের জন্য সমভাবে চ্যালেঞ্জ তৈরি করেছে। সামষ্টিক অর্থনৈতিক সূচক যেমন গার্হস্থ্য সঞ্চয়, জাতীয় সঞ্চয়, এবং মোট বিনিয়োগের সূচকে অস্থিরতা দেখা গেছে, কিছু কিছু ক্ষেত্রে পতন লক্ষ্য করা গেছে। গার্হস্থ্য সঞ্চয় মোট জিডিপির ২১.৬ শতাংশে দাঁড়িয়েছে, যেখানে জাতীয় সঞ্চয় হলো জিডিপির ৩০.৭ শতাংশ। মোট বিনিয়োগ সামান্য বৃদ্ধি পেলেও তা সর্বোত্তম স্তরের নিচেই থেকে গেছে, যা বিনিয়োগের প্রবাহ এবং উৎপাদনশীলতা বৃদ্ধির জন্য টেকসই প্রচেষ্টা গ্রহণের প্রয়োজনীয়তার উপর জোর দেয়।

বিশ্বব্যাপী অনিশ্চয়তা এবং অভ্যন্তরীণ চাপে ২০২৩ সালে বাংলাদেশের অর্থনীতি বহুমুখী চ্যালেঞ্জের মুখোমুখি হয়েছিল। রেমিট্যান্স, বাণিজ্য এবং মুদ্রাস্ফীতির মতো গুরুত্বপূর্ণ খাতগুলিতে চ্যালেঞ্জের মুখোমুখি হওয়া সত্ত্বেও, দেশ নমনীয়তা, অভিযোজনযোগ্যতা এবং অগ্রগামী নীতি প্রদর্শন করেছে। সামনের বছরগুলিতে টেকসই অর্থনৈতিক প্রবৃদ্ধি, সমৃদ্ধি এবং অন্তর্ভুক্তিমূলক উন্নয়নের দিকে বাংলাদেশকে চালিত করার লক্ষ্যে কাঠামোগত প্রতিবন্ধকতা মোকাবেলা, বহুমুখীকরণের প্রচার এবং সহনশীলতা বাড়ানোর জন্য সমন্বিত প্রচেষ্টা অপরিহার্য হবে।

### অর্থনৈতিক দৃশ্যপট

একটি প্রাণবন্ত অর্থনীতি এবং ক্রমবর্ধমান জনসংখ্যার দেশ, বাংলাদেশ ২০২৩ সালে একটি জটিল অর্থনৈতিক চ্যালেঞ্জের সম্মুখীন হতে প্রস্তুত। যদিও বছরটি বিশ্বব্যাপী ভূ-রাজনৈতিক অস্থিরতা এবং মুদ্রাস্ফীতির চাপ সহ অগণিত চ্যালেঞ্জ থাকা সত্ত্বেও অর্থনৈতিক প্রবৃদ্ধি এবং স্বাভাবিক অবস্থায় প্রত্যাবর্তনের সুযোগ দেয়। বাংলাদেশ সরকার ২০২৩ অর্থবছরের জন্য একটি মধ্যমেয়াদী সামষ্টিক অর্থনৈতিক কাঠামো (MTMF) প্রণয়ন করে, যা

বিশ্বব্যাপী অনিশ্চয়তার মধ্যেও অর্থনৈতিক প্রবৃদ্ধি ধরে রাখার উপর জোর দেয়। জিডিপি ক্রমবর্ধমান হারে বৃদ্ধি পাবে বলে অনুমান করে, ২০২২-২৩ অর্থবছরের জন্য ৬.০ শতাংশ হারে জিডিপি প্রবৃদ্ধির প্রাক্কলন করা হয়। এই প্রবৃদ্ধি চলমান রাখার কারণগুলির মধ্যে রয়েছে অবকাঠামো প্রকল্পে বিনিয়োগ বৃদ্ধি, উচ্চহারে রপ্তানি বৃদ্ধি এবং অভ্যন্তরীণ চাহিদার ধীরে ধীরে পুনরুদ্ধার। ক্রমাগত বিনিয়োগ এবং রপ্তানি প্রবৃদ্ধির উদ্যোগের দ্বারা আগামী অর্থবছরের জন্য জিডিপি প্রবৃদ্ধির প্রাক্কলন যথাক্রমে ৭.৫, ৭.৮ এবং ৮.০ শতাংশ হারে করা হয়।

২০২৩ সালে বাংলাদেশের অর্থনীতির জন্য মূল্যস্ফীতির চাপ একটি উল্লেখযোগ্য উদ্বেগ হিসেবে আবির্ভূত হয়েছে। মার্কিন ডলারের বিপরীতে টাকার অবমূল্যায়ন এবং জ্বালানির মূল্য বৃদ্ধির কারণে, ২০২২-২৩ অর্থবছরে মূল্যস্ফীতি ৭.৫ শতাংশ পর্যন্ত বৃদ্ধি পেয়েছে।

যদিও, বিচক্ষণ রাজস্ব ও আর্থিক নীতি, সরবরাহ শৃঙ্খল ব্যবস্থাপনা এবং মূল খাতে লক্ষ্যযুক্ত হস্তক্ষেপের মাধ্যমে মুদ্রাস্ফীতির চাপ কমানোর জন্য সমন্বিত প্রচেষ্টা চলমান। মুদ্রাস্ফীতির কারণে সৃষ্ট চ্যালেঞ্জ সত্ত্বেও, বাংলাদেশ অর্থনৈতিক স্থিতিশীলতা বজায় রাখতে এবং নাগরিকদের জন্য নিত্য প্রয়োজনীয় পণ্য ও পরিষেবার ক্রয়ক্ষমতা নিশ্চিত করতে প্রতিশ্রুতিবদ্ধ।

বাংলাদেশের অর্থনৈতিক উন্নয়নে রপ্তানি খাত গুরুত্বপূর্ণ ভূমিকা পালন করে। বৈশ্বিক চ্যালেঞ্জ সত্ত্বেও ৫৮.০ বিলিয়ন মার্কিন ডলারের লক্ষ্যমাত্রার বিপরীতে বাংলাদেশ রপ্তানি খাত থেকে ২০২২-২৩ অর্থবছরে ৫৫.৫ বিলিয়ন মার্কিন ডলার আয় করে। তৈরী পোশাক (RMG) খাত বাংলাদেশের রপ্তানি খাতে আধিপত্য বজায় রেখেছে, যা মোট রপ্তানি আয়ের একটি উল্লেখযোগ্য অংশ। তবে, রপ্তানি খাতকে বহুমুখীকরণ এবং নতুন বাজার অন্বেষণের চলমান প্রচেষ্টা চিরাচরিত রপ্তানি গন্তব্যের উপর নির্ভরতা কমাতে সহায়ক ভূমিকা পালন করবে। ২০২৩-২৪ অর্থবছরের জন্য উচ্চাভিলাষী রপ্তানি লক্ষ্যমাত্রা ৭২.০ বিলিয়ন মার্কিন ডলার নির্ধারণ করা হয়েছে যা রপ্তানি-নেতৃত্বাধীন প্রবৃদ্ধিকে জোরদার এবং অর্থনীতিকে বৈচিত্র্যময় করার জন্য সরকারের প্রতিশ্রুতির প্রতিফলন।

রাশিয়া এবং ইউক্রেনের মধ্যে চলমান দ্বন্দ্ব, অন্যান্য ভূ-রাজনৈতিক অস্থিরতা বাংলাদেশের রেমিট্যান্স প্রবাহকে প্রভাবিত করতে পারে। বৈশ্বিক সরবরাহ ব্যবস্থাপনায় অনিশ্চয়তা বৃদ্ধি এবং অভিবাসী গন্তব্য দেশগুলিতে অর্থনৈতিক অস্থিতিশীলতা বাংলাদেশী প্রবাসীদের উপার্জন এবং কর্মসংস্থানের সম্ভাবনাকে প্রভাবিত করতে পারে। ফলস্বরূপ, পুরো বছর রেমিট্যান্স প্রবাহে ওঠানামা হতে পারে। বাংলাদেশ সরকার কূটনৈতিক প্রচেষ্টার মাধ্যমে বৈশ্বিক অনিশ্চয়তার মধ্যে রেমিট্যান্স প্রবাহ রক্ষার আশা করছে। অভিবাসী গন্তব্য দেশগুলির সাথে কূটনৈতিক প্রচেষ্টায় বৈশ্বিক উদ্বেগ মোকাবেলা এবং রেমিট্যান্স প্রবাহ রক্ষা করা যেতে পারে। দ্বিপাক্ষিক চুক্তি এবং অংশীদারিত্ব বাংলাদেশী অভিবাসী শ্রমিকদের অধিকার ও স্বার্থ রক্ষায় ভূমিকা রাখতে পারে। প্রেরকদের উৎসাহিত এবং রেমিট্যান্স প্রবাহকে ত্বরান্বিত করতে সরকার আর্থিক প্রণোদনা এবং সহায়তামূলক ব্যবস্থা প্রবর্তন করতে পারে। হ্রাসকৃত লেনদেন খরচ, কর প্রণোদনা এবং রেমিট্যান্স পুরস্কার কার্যক্রম প্রেরকদের বৈধ পথে রেমিট্যান্স পাঠাতে উৎসাহিত করতে পারে। এই ধরনের উদ্যোগগুলি বৈধ পথে রেমিট্যান্স পাঠানো, স্বচ্ছতা বৃদ্ধি এবং অর্থনীতিতে সর্বাধিক সুবিধার দিকে পরিচালিত করবে। ২০২৩ সালে ডিজিটাল রেমিট্যান্স প্ল্যাটফর্ম গ্রহণ বাংলাদেশে প্রবৃদ্ধি অব্যাহত থাকবে বলে আশা করা হচ্ছে। সুবিধাজনক এবং শাস্ত্রীয় চ্যানেল যেমন মোবাইল ব্যাঙ্কিং, অনলাইন মানি ট্রান্সফার এবং ডিজিটাল ওয়ালেট পরিষেবা রেমিট্যান্স প্রেরকদের বাড়িতে টাকা পাঠাতে সহায়ক ভূমিকা রাখবে। ডিজিটাল রেমিট্যান্স প্ল্যাটফর্মের ব্যবহার প্রচারের নিমিত্ত সরকার এবং আর্থিক প্রতিষ্ঠানগুলি সহযোগিতা করতে পারে, দ্রুত এবং অধিক নিরাপদ লেনদেন।

রেমিট্যান্স প্রবাহ বাংলাদেশের পরিবারের আয় এবং ভোগের ধরণে সরাসরি প্রভাব ফেলে। ২০২৩ সালে চ্যালেঞ্জ সত্ত্বেও, টেকসই রেমিট্যান্স প্রবাহ পরিবারের কল্যাণে সহায়তা করবে, দারিদ্র্য বিমোচন করবে এবং পরিবারের সকল খরচ মেটাতে বলে আশা করা হচ্ছে। রেমিট্যান্স গ্রহণকারী পরিবারগুলি খাদ্য, শিক্ষা, স্বাস্থ্যসেবা, আবাসন, অভ্যন্তরীণ চাহিদা এবং অর্থনৈতিক কার্যকলাপ সংশ্লিষ্ট প্রয়োজনের মতো প্রয়োজনীয় খরচের জন্য তহবিল বরাদ্দ করতে পারে। যেহেতু ২০২৩ সালে বৈশ্বিক দ্বন্দ্ব এবং অর্থনৈতিক অনিশ্চয়তার মতো চ্যালেঞ্জ বাংলাদেশে রেমিট্যান্স প্রবাহকে প্রভাবিত করতে

পারে সেহেতু সক্রিয় পদক্ষেপ, কূটনৈতিক প্রচেষ্টা এবং ডিজিটাল রেমিট্যান্স প্ল্যাটফর্ম গ্রহণ এর মাধ্যমে রেমিট্যান্স প্রবাহকে টেকসই ও শক্তিশালী করার সুযোগ দেয়। বাংলাদেশ কার্যকরভাবে রেমিট্যান্স এর ব্যবহারের মাধ্যমে পরিবারের কল্যাণে সহায়তা, অর্থনৈতিক প্রবৃদ্ধি এবং বাহ্যিক আঘাতের বিরুদ্ধে সামনের বছরগুলিতে স্বাভাবিক অবস্থায় প্রত্যাবর্তন করতে পারে।

বাংলাদেশের অর্থনৈতিক কৌশলের মূল ভিত্তি হলো মোট বিনিয়োগ, বেসরকারী বিনিয়োগ অর্থনৈতিক কর্মকাণ্ডের অধিকাংশ চালনা করে। অবকাঠামো উন্নয়নে বিনিয়োগ, ঋণ বৃদ্ধি এবং উৎপাদনশীল কর্মকাণ্ডে বিনিয়োগ অর্থনৈতিক প্রবৃদ্ধিকে চাঙ্গা করতে, প্রতিযোগিতা সক্ষমতা বাড়াতে এবং জীবনযাত্রার মান উন্নত করতে গুরুত্বপূর্ণ ভূমিকা পালন করে। পদ্মা সেতু এবং আন্তঃনগর রেল পরিবহন ব্যবস্থার মতো রূপান্তরকারী অবকাঠামো প্রকল্পের সমাপ্তি বাংলাদেশের অবকাঠামোগত উন্নয়ন এবং অর্থনৈতিক অগ্রগতির প্রতিশ্রুতির উপর জোর দেয়। এই প্রকল্পগুলি কেবল যোগাযোগ উন্নত এবং পরিবহন দক্ষতাই বাড়ায় না বরং স্থানীয় ও বিদেশী বিনিয়োগও আকৃষ্ট করে অর্থনৈতিক প্রবৃদ্ধি, কর্মসংস্থান সৃষ্টি এবং বাণিজ্য সম্প্রসারণকে পরিচালিত করে।

বেকারত্ব মোকাবেলা এবং আর্থ-সামাজিক ন্যায়বিচারের প্রচার বাংলাদেশের অর্থনৈতিক এজেন্ডার কেন্দ্রীয় নীতি। যদিও ২০২২ সালে বেকারত্বের হার সামান্য কমে ৫.২ শতাংশে নেমে এসেছে তারপরও শিক্ষিত জনসংখ্যার জন্য কর্মসংস্থানের সুযোগ তৈরি করা একটি চ্যালেঞ্জ হিসাবে রয়ে গেছে। দক্ষতা উন্নয়ন কর্মসূচী, বিনিয়োগ প্রণোদনা এবং উদ্যোক্তাদের সমর্থন সহ কর্মসংস্থান সৃষ্টির জন্য সরকার বিভিন্ন উদ্যোগ বাস্তবায়ন করছে। অন্তর্ভুক্তিমূলক প্রবৃদ্ধি নিশ্চিত করা এবং সমাজের উচ্চ-আয়ের এবং নিম্ন-আয়ের অংশগুলির মধ্যে ব্যবধান কমানো আর্থ-সামাজিক ন্যায়বিচার এবং ন্যায়সঙ্গত উন্নয়নের জন্য অপরিহার্য।

ইতিবাচক দৃষ্টিভঙ্গি থাকা সত্ত্বেও, বাংলাদেশ বেশ কয়েকটি চ্যালেঞ্জ এবং ঝুঁকির মুখোমুখি যা ২০২৩ সালে এর অর্থনৈতিক গতিপথকে প্রভাবিত করতে পারে। এমনই একটি চ্যালেঞ্জ হল বৈশ্বিক ভূ-রাজনৈতিক অস্থিরতা, বিশেষ করে রাশিয়া ও ইউক্রেনের মধ্যে চলমান সংঘাত। এই দ্বন্দ্বের ফলে সরবরাহ শৃঙ্খল ব্যবস্থাপনায় ব্যাহত হয়েছে, পণ্যের দাম বেড়েছে এবং বিশ্ব বাজারে অনিশ্চয়তা বেড়েছে।

বাংলাদেশ আন্তঃসংযুক্ত বৈশ্বিক অর্থনীতির একটি অংশ হওয়ায় এই প্রভাবগুলি মুক্ত নয় এবং অর্থনীতিতে তাদের প্রভাব বাঁচতে যে কোন পদক্ষেপ খুব সাবধানে গ্রহণ করতে হবে। উপরন্তু, জ্বালানি তেলের দাম বৃদ্ধি এবং সরবরাহ শৃঙ্খল ব্যবস্থাপনায় বিঘ্নিত হওয়ার কারণে মুদ্রাস্ফীতির চাপ অর্থনৈতিক স্থিতিশীলতার জন্য একটি উল্লেখযোগ্য ঝুঁকি তৈরি করে। উচ্চ মূল্যস্ফীতি ক্রয়ক্ষমতা হ্রাস করে বিশেষ করে নিম্ন আয়ের পরিবারের মধ্যে এবং ভোক্তাদের আস্থা ও খরচ কমিয়ে দিতে পারে।

### বেসিক ব্যাংকের কার্যক্রমঃ

২০১৫ সাল থেকে বেসিক একটি রাষ্ট্রীয় মালিকানাধীন বাণিজ্যিক ব্যাংক হিসাবে কার্যক্রম চালিয়ে আসছে। টেকসই ব্যাংকিং অনুশীলন এবং প্রবৃদ্ধি বজায় রাখার জন্য এর নীতি, কর্ম পদ্ধতি এবং ব্যবসায়িক কাঠামো তৈরি করা হয়েছে এবং সেই অনুযায়ী পরিচালনা করা হয়েছে। অন্যান্য ব্যাংকের মতো, ২০২৩ সাল বেসিক ব্যাংকের জন্যও চ্যালেঞ্জ এর ছিল যা লাভজনকতা, তারল্য, স্বচ্ছলতা, সম্পদের গুণমান এবং গ্রাহকের আস্থার মতো বিভিন্ন প্রতিকূলতার মুখোমুখি হয়েছে। সর্বোত্তম প্রচেষ্টা সত্ত্বেও, কাক্ষিত মুনাফা অর্জন করা যায়নি যার কারণে ব্যাংকটি ২০২৩ সালে তারল্য ঘাটতিতে পড়ে। ২০২৩ সালের শেষে ব্যাংকটির ৪.০৯ বিলিয়ন টাকার পরিচালন ক্ষতি হয়েছে।

২০২৩ সালের শেষ নাগাদ ব্যাংকের মোট সম্পদের পরিমাণ দাঁড়িয়েছে প্রায় ১৬৮.১৮ বিলিয়ন টাকা যা আগের বছরের ১৮০.৫৮ বিলিয়ন টাকার থেকে প্রায় ১২.৪০ বিলিয়ন টাকা কম।

ব্যাংক ১৪৬.৯৩ বিলিয়ন টাকার আমানত স্থিতি নিয়ে বছর শেষ করেছে যা আগের বছরের স্থিতির তুলনায় প্রায় ২.০৩ বিলিয়ন টাকা কম। নতুন

আমানত সংগ্রহ ও চলমান আমানত নবায়নের জন্য ব্যাংকের শীর্ষ পর্যায়সহ সব স্তরের বিভিন্ন সরকারি প্রতিষ্ঠানের সঙ্গে নিয়মিত যোগাযোগ থাকলেও বছর শেষে মোট আমানতের পরিমাণ কমেছে। কর্পোরেট আমানত থেকে বৃহৎ পরিসরে উত্তোলনের ফলে আমানতের এই হ্রাস ঘটেছে। মোট আমানত ১৪৬.৯৩ বিলিয়ন টাকার মধ্যে ৭৫% আমানত কর্পোরেট। ব্যাংকের সুদের খরচ কমাতে এবং আমানত ভিত্তি শক্তিশালী করার লক্ষ্যে কম সুদবাহী আমানত এবং সুদবিহীন আমানত সংগ্রহের উপর বর্তমানে সর্বাধিক গুরুত্ব দেওয়া হচ্ছে।

আমানতের সংমিশ্রণে সামান্য হ্রাস সত্ত্বেও, ব্যাংক একটি চ্যালেঞ্জিং অর্থনৈতিক পরিবেশে তার গ্রাহকদের প্রতিযোগিতামূলক হার সরবরাহের উপর জোর দিয়ে এসেছে। ব্যাংকের আমানতের সংমিশ্রণের মধ্যে সঞ্চয় আমানতের অংশ (এসবি) উল্লেখযোগ্যভাবে ২০২২ সালে ৬.৮ শতাংশ থেকে ২০২৩ সালে ৭.৫ শতাংশে এবং চলতি আমানত (সিডি) ২০২২ সালে ৫.০৬ শতাংশ থেকে ২০২৩ সালে ৬.১১ শতাংশে উন্নীত হয়েছে। অন্যদিকে, উচ্চসুদের মেয়াদী আমানত ২০২৩ সালে ৬.৬.৮৬ শতাংশে উন্নীত হয়েছে যা ২০২২ সালে ৬.৫.০৪ শতাংশ ছিল। বেসিক ব্যাংক, শিল্প প্রবৃদ্ধির সাথে সামঞ্জস্য রেখে গ্রাহকদের আকৃষ্ট করার জন্য আমানতের সুদের হার বাড়িয়েছে, যার ফলে আমানতের খরচ ৫.৪২% থেকে ২০২৩ সালে ৬.০৩% এ বৃদ্ধি পেয়েছে।

২০২৩ সালের শেষে ব্যাংকের ঋণ এবং অগ্রিমের স্থিতি ছিল প্রায় ১৩১.৫ বিলিয়ন টাকা যা আগের বছরের তুলনায় প্রায় ৩.০৭ বিলিয়ন টাকা কম। সাম্প্রতিক তারল্য ঘাটতি, আমানত বৃদ্ধির ধীরগতি এবং ক্রমবর্ধমান শ্রেণিকৃত ঋণ বৃদ্ধির কারণে ব্যাংক ঋণ বিতরণে সতর্ক দৃষ্টিভঙ্গি তৈরি করেছে। এই বছর কঠোর ক্রেডিট অ্যাসেসমেন্ট প্রক্রিয়া সহ, ব্যাংক ভাল ঋণ এবং আগের চেয়ে আরও ভাল আর্থিক স্থিতিশীলতা নিশ্চিত করেছে। ঋণ পরিশোধের সময়সূচী এবং ঋণগ্রহীতার কার্যকারিতা নিবিড়ভাবে পর্যবেক্ষণ করে, ব্যাংক সম্ভাব্য খেলাপিদের দ্রুত শনাক্ত করে এবং ঝুঁকি কমাতে সংশোধনমূলক পদক্ষেপ নেয়। ফলস্বরূপ, কিছু পুরানো শ্রেণিকৃত ঋণের উল্লেখযোগ্য পুনরুদ্ধার বছরের শেষে ঋণ এবং অগ্রিমের ভারসাম্য বজায় রাখতে সাহায্য করেছে।

১০০% রাষ্ট্রীয় মালিকানাধীন হওয়ায় ব্যাংকটি তার প্রতিষ্ঠানগ্ন থেকেই সরকারের উন্নয়ন সহযোগী হিসাবে দেশের শিল্প ও বাণিজ্যের উন্নয়ন সুনামের সাথে গ্রাহকদের বিভিন্ন ধরনের ব্যাংকিং পরিষেবা প্রদান করে আসছে। বেসিক ব্যাংক ক্ষুদ্র শিল্পের উন্নয়নে একটি শিল্পবান্ধব ব্যাংক। দেশের বর্তমান উন্নয়ন অগ্রগতির সাথে তাল মিলিয়ে এই সেবার গুণগত ও পরিমাণ গত আকারও বহুগুণ বৃদ্ধি পেয়েছে। ২০২৩ সালের শেষে শিল্প খাতের ঋণের পরিমাণ ছিল ৯৪.৬২ বিলিয়ন টাকা যা মোট ঋণ এবং অগ্রিমের ৭১.৯৪ শতাংশ।

২০২৩ সালের শেষে ক্ষুদ্র ঋণের পরিমাণ ছিল প্রায় ১.৫৬ বিলিয়ন টাকা যা ব্যাংকের মোট ঋণ এবং অগ্রিমের প্রায় ১.১৯ শতাংশ। এছাড়াও, ক্ষুদ্র উদ্যোক্তা ঋণের পরিমাণ ছিল প্রায় ১৭.৭৬ বিলিয়ন টাকা যা ছিল ব্যাংকের মোট ঋণ ও অগ্রিমের প্রায় ১৩.৫০ শতাংশ। তাছাড়া মাঝারি শিল্পে ঋণ ছিল প্রায় ৪৪.৫৩ বিলিয়ন টাকা যা ব্যাংকের মোট ঋণের ৩৩.৮৬ শতাংশ। এই সংখ্যাগুলি আবারও এই প্রমাণ করে যে বেসিক ব্যাংক দেশের মাঝারি ও ক্ষুদ্র শিল্পের বিকাশ নিশ্চিত করতে তার মূল উদ্দেশ্যের প্রতি প্রতিশ্রুতিবদ্ধ রয়েছে যার জন্য এটি মূলত গঠিত হয়েছিল।

২০২৩ সালের শেষে মোট ঋণের মধ্যে কৃষি ঋণ প্রায় ০.৮২ বিলিয়ন টাকা। কৃষি ঋণ মোট ঋণ এবং অগ্রিমের প্রায় ০.৬৩ শতাংশ। অন্যদিকে, ২০২৩ সালে ব্যাংক এই খাতে ০.৫২ বিলিয়ন টাকারও বেশি বিতরণ করেছে। প্রয়োজনীয় তহবিল বরাদ্দ করে বাংলাদেশের কৃষি খাতে অবদান কয়েক বছর ধরে ব্যাংকের জন্য একটি শীর্ষ অগ্রাধিকার।

ব্যাংকটি প্রয়োজনীয় ঋণ সুবিধাসহ উদ্যোক্তাদের অর্থায়নের মাধ্যমে তাদের জন্য আত্ম-কর্মসংস্থানের সুযোগ তৈরি করে নারীর ক্ষমতায়নে সহায়তা করেছে। এ প্রক্রিয়ায়, ব্যাংক ২০২৩ সালে ১৩৩ জন নারী উদ্যোক্তাদের মোট ০.৪৬৩ বিলিয়ন টাকার ঋণ প্রদানের মাধ্যমে স্ব-কর্মসংস্থানের প্রচেষ্টাকে সহজতর করেছে যা এই খাতের উন্নয়নের জন্য ব্যাংকের দায়বদ্ধতার প্রতি।

২০২৩ সালের ডিসেম্বর পর্যন্ত নারী উদ্যোক্তাদের জন্য ঋণের স্থিতি ছিল ৩.৩৯ বিলিয়ন টাকা।

সময়মতো এল/সি দায় পরিশোধ করা দেশের পাশাপাশি সরকারের সুনাম জড়িত। এটি মাথায় রেখে, ব্যাংক সবসময় সময়মতো এল/সি দায় পরিশোধ করেছে। এই ইতিবাচক মনোভাবের কারণে ব্যাংকের বৈদেশিক ব্যবসার প্রবৃদ্ধিতে সহায়তা করেছে। রাষ্ট্রীয় মালিকানাধীন ব্যাংক হওয়ায় এবং সরকারের চলমান মেগা অবকাঠামো প্রকল্পের ভিত্তি নির্মাণে বেসিককে বিভিন্ন সরকারী মালিকানাধীন প্রতিষ্ঠান এর (বঙ্গবন্ধু স্যাটেলাইট উৎক্ষেপণ প্রকল্প, মধ্যপাড়া গ্রানাইট ইত্যাদি) ভারী যন্ত্রপাতি, কাঁচামাল, শস্য, সার ইত্যাদি আমদানির জন্য এল/সি দায় পরিশোধ করতে হয় যা সময়ের সাথে সাথে বাড়ছে। অন্যান্য ব্যাংকের মতো বেসিক ব্যাংকের আমদানি-রপ্তানি ব্যবসা ২০২৩ সালে গত বছরের তুলনায় উন্নতি হয়েছে। ব্যাংক ২০২৩ সালে ৩১.৩০ বিলিয়ন টাকার আমদানি ব্যবসা করেছে যা ২০২২ সালের পারফরম্যান্সের তুলনায় ৪.০৮ বিলিয়ন টাকা বেশি। এছাড়াও, ২০২৩ সালে ব্যাংক ৩০.৫৩ বিলিয়ন টাকার রপ্তানি ব্যবসার সুবিধা দিয়েছে যা আগের বছরের তুলনায় ১.২২ বিলিয়ন টাকা বেশি।

২০২৩ সালে, ব্যাংক সফলভাবে শ্রেণিকৃত ঋণ (NPL) থেকে ১.৯১ বিলিয়ন টাকা আদায় করেছে। উপরন্তু, একই সময়ে অবলোপনকৃত ঋণ (Written-off) থেকে পুনরুদ্ধারের পরিমাণ ছিল ৪.৭৬ বিলিয়ন টাকা। ব্যাংকটি মোট ২.৫৪ বিলিয়ন টাকার ঋণ পুনঃতফসীল (Reschedule) করেছে, যা শ্রেণিকৃত ঋণ (NPL) নিয়ন্ত্রণে উল্লেখযোগ্য অবদান রেখেছে।

এই প্রচেষ্টা সত্ত্বেও, শ্রেণিকৃত ঋণ (NPL) অনুপাত কাজিত পর্যায়ের চেয়ে বেশি ছিল, যদিও উল্লেখযোগ্য উন্নতি পরিলক্ষিত হয়েছে। ২০২৩ সালের শেষ নাগাদ, মোট ঋণের ৬২.৩৮ শতাংশ শ্রেণিকৃত ঋণ (NPL) ছিল। এই উচ্চ শতাংশ ব্যাংকের জন্য একটি উল্লেখযোগ্য চ্যালেঞ্জ হয়ে দাঁড়িয়েছে, যা ব্যাংকের বিভিন্ন কার্যক্রম কে প্রভাবিত করছে। শ্রেণিকৃত ঋণ (NPL) হ্রাস করাকে ব্যাংকের প্রবৃদ্ধির জন্য একটি গুরুত্বপূর্ণ ফোকাস হিসাবে ধরা হয়েছে। বর্তমান অর্থনৈতিক পরিবেশের আলোকে বেসিক শ্রেণিকৃত ঋণ (NPL) পুনরুদ্ধারকে অগ্রাধিকার দিয়েছে। এই কৌশলটির মধ্যে রয়েছে প্রধান কার্যালয়ের সমস্ত নির্বাহীদের সক্রিয় অংশগ্রহণের মাধ্যমে ঋণ পুনঃতফসীলকরণ এবং অবলোপনকৃত ঋণ (Written-off) এর মাধ্যমে নির্দিষ্ট শ্রেণিকৃত ঋণগুলিকে নিয়মিত করা।

## ব্যাংকিং নেটওয়ার্ক

বেসিক ব্যাংক দেশের নির্দিষ্ট গ্রামীণ ও শহুরে এলাকার গুরুত্বপূর্ণ স্থানে অবস্থিত ৭২টি শাখার মাধ্যমে গ্রাহকদেরকে বিভিন্ন ধরনের ব্যাংকিং পরিসেবা প্রদান করছে। গ্রাহক সেবার পরিধি বাড়ানোর জন্য ব্যাংকটি ইতোমধ্যে দেশের অনেক গুরুত্বপূর্ণ স্থানে ৩৭ টি উপশাখা খুলেছে এবং ২০২৪ সালের শেষ অবধি পর্যন্ত আরও উপশাখা খোলার ধারা অব্যাহত থাকবে।

এছাড়াও, ব্যাংক তার ১৩টি বুথের মাধ্যমে বিভিন্ন ধরনের বিল সংগ্রহ করে, যার মধ্যে ঢাকায় ৬টি, কক্সবাজারে ২টি, এবং ময়মনসিংহ, বরিশাল, গাজীপুর, কুষ্টিয়া ও পটুয়াখালীতে ১টি করে বুথ রয়েছে।

উপরন্তু, ব্যাংক ঢাকা বিভাগে ১৫টি, বরিশাল বিভাগে ৩টি, চট্টগ্রাম ও রাজশাহী বিভাগে ২টি এবং খুলনা, কুমিল্লা ও সিলেট বিভাগে ১টি করে মোট ২৫টি এটিএম বুথের কার্যক্রম পরিচালনা করছে। সেবার পরিধি বৃদ্ধি এবং দেশের বিভিন্ন প্রান্তের মানুষকে ব্যাংকিং সেবার আওতায় নিয়ে আসার জন্য ব্যাংক রাজধানীর অন্যান্য গুরুত্বপূর্ণ অবস্থান এবং রাজধানীর বাইরে দেশের বিভিন্ন স্থানে নতুন নতুন এটিএম বুথ খোলার পরিকল্পনা করছে।

## প্রযুক্তি

প্রতিষ্ঠার পর থেকেই ব্যাংক তথ্য প্রযুক্তি নির্ভর ব্যাংকিং কার্যক্রমের অনুশীলন করা এবং নিয়মিতভাবে সংযোজন, অভিযোজন এবং যথাযথ তথ্য প্রযুক্তি ব্যবহারে অনেক বেশি গুরুত্ব দিয়ে চলেছে। ১৯৯১ সালে ব্যাংক তার নিজস্ব ব্যাংকিং সফটওয়্যারটি তৈরি করেছিল যা পরে গ্রাহক পরিসেবায়

দক্ষতা বৃদ্ধির জন্য সেন্ট্রাল রিয়েল টাইম কোর ব্যাংকিং সিস্টেম দ্বারা প্রতিস্থাপন করা হয়। ব্যাংকের প্রধান কার্যালয়ের পাশাপাশি শাখা-উপশাখাসমূহ এক যুগেরও বেশী সময় ধরে এই 'কোর ব্যাংকিং সিস্টেমের' আওতায় কাজ করে চলেছে।

আধুনিক ব্যাংকিং এর বৈশিষ্ট্য হল তথ্য ও যোগাযোগ প্রযুক্তি ব্যবহারের পরিসর বৃদ্ধি করে নতুন দিগন্ত উন্মোচনের মাধ্যমে বেশি বেশি বিকল্প পদ্ধতি উন্মুক্ত করা। বেসিক ব্যাংক সর্বদা তার গ্রাহকদের জন্য আর্থিক প্রযুক্তি এবং ডিজিটাল উদ্ভাবনী প্রক্রিয়ায় সেবার পরিসর বৃদ্ধি করে চলেছে। ফলস্বরূপ, গ্রাহকদের সদা পরিবর্তনশীল চাহিদা মেটানো এবং তাদের জটিল ও পরিবর্তনশীল চাহিদার সাথে সামঞ্জস্য রেখে তাৎক্ষণিক ও সঠিক পরিসেবা সরবরাহ করতে যথাযথ সুরক্ষা সতর্কতা এবং অপেক্ষাকৃত সুবিধাজনক উপায়ে সেবা নিশ্চিত করার পাশাপাশি বেসিক ব্যাংক নিয়মিতভাবে অটোমেশন প্রক্রিয়ার হালনাগাদকরণ এবং তথ্যপ্রযুক্তির নতুন নতুন সংরক্ষণ গ্রহণ করে আসছে। এরই ধারাবাহিকতায়, ব্যাংক ইতিমধ্যে ক্যাম্পলেস ও পেপারলেস সোসাইটি গঠনের নিমিত্তে ডিজিটাল ব্যাংকিং অ্যাপ্লিকেশন "Magpie" ডিজিটাল অন বোর্ডিং সিস্টেম "i-Account" এবং কেন্দ্রীয় রেমিট্যান্স সফটওয়্যার "remit365" বাস্তবায়নের পাশাপাশি বিভিন্ন হালনাগাদ প্রযুক্তি উন্নয়নের উদ্যোগ গ্রহণ করেছে। "Magpie" এর মাধ্যমে গ্রাহকরা সহজ ও নিরবিচ্ছিন্নভাবে লেনদেন, অ্যাকাউন্ট পরিচালনা এবং বিভিন্ন ব্যাংকিং পরিষেবার সুবিধা গ্রহণ করতে পারছে, যা ব্যাংকের গ্রাহক পর্যায়ে ডিজিটাল ব্যাংকিং পরিষেবা প্রদানে একটি গুরুত্বপূর্ণ সংযোজন। "i-Account"/ই-কেওয়াইসি পদ্ধতির সংযোজনের মাধ্যমেগ্রাহক ডিজিটাল অন-বোর্ডিং প্রক্রিয়া সম্পন্ন করতে সক্ষম হয়, ফলে জটিল কাগজপত্রের ব্যবহার হ্রাস করে। এছাড়াও, রেমিট্যান্স সফটওয়্যার "remit365" এর মাধ্যমে দ্রুত ও নিরাপদ আন্তঃসীমান্ত লেনদেনের সুবিধাসহবৈশ্বিক সংযোগ ও আর্থিক অন্তর্ভুক্তি ত্বরান্বিত হয়। এই প্রযুক্তিগত অগ্রগতিগুলো অধিকতর সহজলভ্য, দক্ষ ও স্বচ্ছ ডিজিটাল পরিষেবা প্রদানে উল্লেখযোগ্য পদক্ষেপ হিসেবে বিবেচিত হয়, যা স্মার্ট বাংলাদেশ গঠনে একটি টেকসই আর্থিক ইকোসিস্টেম তৈরির পথ প্রশস্ত করে।

উপরন্তু, ব্যাংকের সক্ষমতা বাড়ানো এবং প্রতিদিনের কার্যক্রম কে আরও সহজতর করার জন্য ব্যাংক তার নিজস্ব সফটওয়্যার ইঞ্জিনিয়ারদের তৈরি করা বিভিন্ন সফটওয়্যার ব্যবহার করছে এবং ব্যবহারকারীর প্রয়োজন মেটাতে অভিনব সফটওয়্যার প্রবর্তনের জন্য প্রতিনিয়ত কাজ করে চলেছে। ব্যাংক অনেক বছর যাবৎ বিভিন্ন সংস্থার ইউটিলিটি বিল নিজস্ব অনলাইন সফটওয়্যারের মাধ্যমে সংগ্রহ করছে।

গ্রাহকের চাহিদা মেটাতে প্রযুক্তিভিত্তিক উন্নততর ব্যাংকিং সেবা প্রদানের লক্ষ্যে বেসিক ব্যাংক 'ভিসা' ব্র্যান্ডের 'কন্সট্রল্লেস ডুয়াল কারেন্সি ক্রেডিট কার্ড' পরিসেবা চালু করেছে। পাশাপাশি, ব্যাংকের বর্তমান বিভিন্ন কার্যক্রম প্রকাশের জন্য সার্বক্ষণিক একটি অফিশিয়াল ফেসবুক পেজ এর ব্যবস্থা রাখা হয়েছে।

ব্যাংক ওয়েস্টার্ন ইউনিয়ন মানি ট্রান্সফার, রিয়া, মানিগ্রাম, অগ্রণী রেমিটেন্স হাউস, মালয়েশিয়া, অগ্রণী এক্সচেঞ্জ হাউস (পা:) লিমিটেড, সিঙ্গাপুরের মত সুবিধাগুলি ব্যবহার করে নিয়মিত ও পথ চলতি গ্রাহকদেরকে রেমিট্যান্স সেবা প্রদান করছে। বাংলাদেশ অটোমেটেড চেক প্রসেসিং সিস্টেম (বিএসপিএস), বাংলাদেশ অটোমেটেড ক্লিয়ারিং হাউস (ব্যাচ) এর অধীনে বাংলাদেশ ইলেক্ট্রনিক ফান্ড ট্রান্সফার নেটওয়ার্ক (বিইএফটিএন) কার্যক্রম এবং বাংলাদেশ ব্যাংকের রিয়েল টাইম গ্রস সেটেলমেন্ট সিস্টেম (আরটিজিএস), ইলেক্ট্রনিক ডিলিং সিস্টেম ফর ইন্টার ব্যাংক মার্কেট (ইডিএস), সরকারি ট্রেজারী বন্ড লেনদেনের জন্য মার্কেট ইনফ্রাস্ট্রাকচার মডিউল (এমআই)সংগঠিত সেবাসমূহে ব্যাংক অংশগ্রহণ করছে।

সিপিটিইউ এর ই-টেলারিং সিস্টেমটি ব্যবহার করে দরপত্র দাতাদের জন্য ব্যাংক তার সকল শাখায় ই-জিপি সেবা প্রদান করছে। ব্যাংক কিউ-ক্যাশ শেয়ারড এটিএম/পস নেটওয়ার্কের পাশাপাশি বাংলাদেশ ব্যাংকের জাতীয় পেমেন্ট সুইচ (এনপিএস) এর মাধ্যমে গ্রাহকদের এটিএম/ডেবিট কার্ড সেবা প্রদান করছে। পাশাপাশি এটি গ্রাহকদেরকিউ-ক্যাশ পেমেন্ট গেটওয়ে এর মাধ্যমে ই-কমার্স সেবাও প্রদান করছে।

বেসিক ব্যাংক বাংলাদেশ ব্যাংকের সর্বশেষ সুরক্ষা নির্দেশিকা অনুসারে নিম্নলিখিত প্রযুক্তি সুরক্ষা নীতির পাশাপাশি তার সুরক্ষা ব্যবস্থা হালনাগাদ করেছে এবং অভ্যন্তরীণ পদক্ষেপও গ্রহণ করেছে। এই ক্ষেত্রে বহিরাগত তথ্য প্রযুক্তি ব্যবস্থা নিরীক্ষকদের দ্বারা দুর্বলতা মূল্যায়ন, অনুপ্রবেশ পরীক্ষা এবং ব্যাংকের তথ্য প্রযুক্তি ব্যবস্থাদির বৈশিষ্ট্যাবলী পর্যালোচনা সম্পন্ন হয়েছে। সম্ভাব্য অনুপ্রবেশকারীদের হুমকি থেকে ব্যাংককে রক্ষা করতে ব্যাংকের সুইফট সিস্টেমের সুরক্ষা বাড়াণো হয়েছে।

### ঝুঁকি ব্যবস্থাপনা

দক্ষ ও কার্যকরভাবে ব্যাংকের ঝুঁকি ব্যবস্থাপনার জন্য বেসিক ব্যাংক সর্বদা বিভিন্ন প্রক্রিয়া ও পদ্ধতি, যেমন- ঝুঁকি সনাক্তকরণ, পরিমাপ, নিরীক্ষণ, প্রশমন ইত্যাদি ব্যবস্থার উপর নির্ভর করে। ব্যাংক ইতোমধ্যে একটি সমন্বিত ঝুঁকি ব্যবস্থাপনার সংস্কৃতি তৈরি করেছে যেখানে ব্যাংকের ঝুঁকি ব্যবস্থাপনা কে সংশ্লিষ্ট সকলের সম্মিলিত দায়িত্ব হিসেবে বিবেচনা করা হয়।

ঝুঁকি ব্যবস্থাপনা কমিটির (বিআরএমসি) সহায়তায় পরিচালনা পর্ষদ ব্যাংকের ঝুঁকি ব্যবস্থাপনায় সবচেয়ে গুরুত্বপূর্ণ ভূমিকা পালন করে। বিআরএমসি ব্যাংকের বর্তমান এবং ভবিষ্যত ব্যবসায়িক কর্মকাণ্ডে সামঞ্জস্যবিধান করার জন্য দীর্ঘস্থায়িত, পর্যাপ্ত মূলধন এবং উপযুক্ত মূলধন পর্যাপ্ততা মূল্যায়ন প্রক্রিয়া নিশ্চিত করতে বিভিন্ন ধরনের ঝুঁকি প্রশাসন কাঠামো এবং ঝুঁকি দর্শন প্রবর্তন করেছে। এটি ব্যাংকের ঝুঁকি ব্যবস্থাপনার জন্য গৃহীত পদক্ষেপগুলিকে পর্যবেক্ষণ করে এবং সময়ে সময়ে পর্ষদকে হালনাগাদ তথ্য প্রেরণ করে। বিআরএমসি ঝুঁকি নীতিগুলিকেও পর্যালোচনা করে এবং পর্ষদকে সুপারিশ করে।

পর্ষদ ব্যাংকিং কার্যক্রম পরিচালনার অন্তর্নিহিত ঝুঁকিগুলি পর্যালোচনা করে এবং ঋণ ও বিনিয়োগের অনুমোদন এবং অন্যান্যসিদ্ধান্ত গ্রহণের সময় কৌশলগতভাবে ব্যাংকের ঝুঁকি ব্যবস্থাপনার নীতি, পদ্ধতি এবং নির্দেশিকাগুলি অনুমোদন করে থাকে।

ব্যাংকের ব্যবস্থাপনা কর্তৃপক্ষ ব্যাংকের পরিচালনা পর্ষদ কর্তৃক অনুমোদিত নীতিমালা এবং কৌশলসমূহ কার্যকর করে। এক্সিকিউটিভ রিস্কম্যানেজমেন্ট কমিটি (অল রিস্ককমিটি -এআরসি) এই সকল নীতির ক্রমাগত পর্যবেক্ষণের পাশাপাশি ব্যাংকের ঝুঁকি যেন তার সীমার সাথে সামঞ্জস্যপূর্ণ থাকে সেটিও পর্যবেক্ষণ করে। এআরসি ব্যাংকের ৬টি ঝুঁকি সম্পর্কিত কমিটির কার্যক্রমও পর্যবেক্ষণ করে যেগুলো মূলত পৃথক পৃথক ঝুঁকিপূর্ণ কার্যক্রম পরিচালনায় গঠিত হয়েছিল। তদুপরি, ব্যাংকে সামগ্রিক তদারকি পর্যালোচনা প্রক্রিয়া (এসআরপি) সহজ করার পাশাপাশি ব্যাংকের মূলধন পর্যাপ্ততা, ঝুঁকির অবস্থান, মূলধন স্তর এবং অধিষ্ঠিত মূলধনের মান নির্ধারণের জন্য, ব্যাংকের এসআরপি দল বিআরএমসি-এর তদারকিতে কাজ করে এবং পরিচালনার উদ্দেশ্যে কার্যক্রম নির্ধারণ করে।

যেহেতু ঝুঁকি ব্যবস্থাপনার কার্যাদি, প্রক্রিয়া, প্রশাসন, কার্যক্রম এবং অনুশীলনের বিন্যাসের ওপর ঝুঁকি ব্যবস্থাপনার কাঠামো নির্মিত হয় এবং প্রথম কার্যালয় বা ব্যাংকের ঋণ ডেস্ক থেকে ঝুঁকির উদ্ভব হয় সেহেতু বিভিন্ন কর্মকাণ্ড পরিচালনার স্তরটি ঝুঁকি ব্যবস্থাপনার প্রথম পর্যায় হিসেবে অন্তর্ভুক্ত হয়। এই স্তরে বেসিক ব্যাংক বিভিন্ন বিভাগের ঝুঁকি ত্রাস করতে আন্তরিকতার সাথে কাজ করে। এছাড়াও ব্যাংকের ঝুঁকি ব্যবস্থাপনা কাঠামোর অধীনে পৃথক ডেস্ক ও সুস্পষ্ট দায়িত্ব সম্বলিত ৬টি মূল ঝুঁকি ও মূলধন ব্যবস্থাপনার জন্য আলাদা একটি ঝুঁকি ব্যবস্থাপনা বিভাগ রয়েছে।

এছাড়াও ঝুঁকি ব্যবস্থাপনায় বেসিক ব্যাংক বেশ কয়েকটি নীতিমালা প্রবর্তন করেছে, যার মধ্যে রয়েছে, (ক) ঋণ নীতিমালা (খ) সম্পদ-দায় ব্যবস্থাপনা নীতিমালা (গ) অভ্যন্তরীণ নিয়ন্ত্রণ ও পরিপালন নীতিমালা (ঘ) মানি লন্ডারিং ও সন্ত্রাসে অর্থায়ন প্রতিরোধ নীতিমালা (ঙ) ট্রেজারী ঝুঁকি ব্যবস্থাপনা নীতিমালা (চ) তথ্যও যোগাযোগ প্রযুক্তি নীতিমালা (ছ) আইকারি অর্থায়ন বিষয়ক নির্দেশনা (জ) তারল্যসংরক্ষণ পরিকল্পনা (ঝ) জালিয়াতি ব্যবস্থাপনা নীতিমালা এবং (ঞ) অভ্যন্তরীণ মূলধন পর্যাপ্ততা মূল্যায়ন প্রক্রিয়া সংক্রান্ত নীতিমালা। বিচক্ষণতার সাথে ঝুঁকি ব্যবস্থাপনার স্বার্থে ব্যাংক এর বিভিন্ন স্তরের কর্মকর্তাদেরকে নিয়ন্ত্রক সংস্থা ও অভ্যন্তরীণভাবে প্রণীত সকল নীতিমালা, নির্দেশনা এবং পদ্ধতিসমূহ যথাযথভাবে অনুসরণে উৎসাহিত করে থাকে।

### মূলধন স্থিতি

বছর শেষে মিলিয়ন টাকায় ব্যাংকের মূলধন স্থিতির অবস্থান নিম্নরূপঃ

(মিলিয়ন টাকা)

বিবরণ	২০২৩	২০২২
পরিশোধিত মূলধন	১০,৮৪৬.৯৮	১০,৮৪৬.৯৮
শেয়ার হোল্ডারগণের ইকুইটি	(৬,১৪২.৪৯)	(২,১০৭.২৭)
মোট মূলধন	(৬,৩১৩.৪০)	(২,৫৫১.৪৭)
মূলধন ঘাটতি	(২৫,১৪৯.৪৭)	(২১,৩১৬.৪০)

ঋণ ও অগ্রিমের বিপরীতে ক্রমাগত প্রভিশন সংরক্ষণ করা এবং প্রয়োজনীয় বকেয়া প্রভিশন মূলধনের সাথে সমন্বয় না করার বিষয়ে নিয়ন্ত্রক কর্তৃপক্ষের কাছ থেকে ছাড় পাওয়া সত্ত্বেও গত কয়েক বছরে পূঞ্জীভূত লোকসানের কারণে ব্যাংকের মূলধন ঘাটতি বৃদ্ধি পেয়েছে যার দরুন ব্যাংকের মূলধনের অবস্থান যথাযথ নয়।

### নিরীক্ষক নিয়োগ

১৯৯৪ সালের কোম্পানি আইনের ২১০ নং অনুচ্ছেদ অনুসারে “কাজী জহির খান এন্ড কোং”, চার্টার্ড অ্যাকাউন্ট্যান্টস, ব্যাংকের পরিচালনা পর্ষদের সিদ্ধান্ত অনুযায়ী ২০২৩ সালের জন্য ব্যাংকের বিধিবদ্ধ নিরীক্ষক হিসাবে নিযুক্ত হন।

### আর্থিক বিবরণী

ব্যাংক ২০২৩ সালেও যথারীতি তার হিসাবরক্ষণ প্রক্রিয়া যথাযথভাবে অনুসরণ করেছে। ব্যাংকের আর্থিক বিবরণীসমূহ বাংলাদেশ অ্যাকাউন্টিং স্ট্যান্ডার্ডস (বিএএস), বাংলাদেশ ফিন্যান্সিয়াল রিপোর্টিং স্ট্যান্ডার্ডস (বিএফআরএস), ব্যাংক কোম্পানি আইন ১৯৯১ এর প্রযোজ্য ধারাবাহিক (২০১৩ পর্যন্ত সংশোধিত) এবং অন্যান্য প্রযোজ্য আইন এবং বিভিন্ন নিয়ন্ত্রক কর্তৃপক্ষের বিধিবিধানের কঠোর অনুসরণে বাংলাদেশ ব্যাংক কর্তৃক নির্ধারিত ফরম্যাট অনুযায়ী প্রস্তুত করা হয়েছে। তেমনি, ২০২৩ সালের ৩১শে ডিসেম্বর অনুযায়ী প্রণীত ব্যাংকের আর্থিক বিবরণী ব্যাংকের অবস্থা, এর কর্মকাণ্ডের ফলাফল, নগদ প্রবাহ এবং ইকুইটি পরিবর্তনের বিষয়সমূহ যথাযথভাবে উপস্থাপন করেছে। ব্যাংকের বিধিবদ্ধ বহিরাগত নিরীক্ষক “কাজী জহির খান এন্ড কোং (চার্টার্ড অ্যাকাউন্ট্যান্টস)” ব্যাংকের আর্থিক বিবরণীসমূহের সঠিকতা যাচাই করেছে।

### জাতীয় কোষাগার ও অর্থনীতিতে অবদান

বেসিক ব্যাংক তার পরিচালন মুনাফার উপর নিয়মিত কর্পোরেট কর প্রদান করে। ২০২৩ সালে কর্পোরেট কর হিসেবে ব্যাংক ১৫৯.৯১ মিলিয়ন টাকা রাষ্ট্রীয় কোষাগারে জমা দিয়েছে। ব্যাংক কর, মুসক, আবগারি শুল্ক এবং বিভিন্ন আয়ের এবং/অথবা বিলের উৎসেআরোপিত কর, যেমন- আমানতের সুদ, বিভিন্ন বিক্রয় কর্তৃক অফিস সামগ্রী সরবরাহ, কর্মচারীদের বেতন এবং গ্রাহকদেরকে প্রদত্ত ব্যাংকিং সেবাসমূহের বিপরীতে আদায়কৃত কর ইত্যাদি সরকারী নির্দেশনা অনুসারে সরাসরি রাষ্ট্রীয় কোষাগারে জমা দিয়ে রাজস্বআদায়ের ক্ষেত্রে জাতীয় রাজস্ববোর্ডকে (এনবিআর) সহায়তা করে থাকে।

### সমঝোতা স্মারক (এমওইউ)

সার্বিক আর্থিক অবস্থার উন্নতি এবং নিরাপদ, বিচক্ষণ ও সুদৃঢ় ব্যাংকিং সংস্কৃতির চর্চা প্রতি লিখিতভাবে তার অবস্থান ও প্রতিশ্রুতির বহিঃপ্রকাশ স্বরূপ বেসিক ব্যাংক ২০১৩ সালের জুলাই মাসে বাংলাদেশ ব্যাংকের সাথে প্রথম সমঝোতা স্মারকস্বাক্ষর করে। এরপর থেকে প্রতি বছর কয়েকটি বিষয়বস্তু সংশোধন করে বেসিক ব্যাংক বাংলাদেশ ব্যাংকের সাথে সমঝোতা স্মারকস্বাক্ষর করে আসছে। তবে সর্বশেষ ২০২৩ সালের ০৩ জানুয়ারী সমঝোতা স্মারক স্বাক্ষরিত হয়েছে।

মূলধন ও ঝুঁকিভারিত সম্পদের অনুপাত (সিআরএআর) বৃদ্ধি, ঋণ ও অগ্রিমের বৃদ্ধি রোধ, সম্পদের মান উন্নতকরণ, নগদ আদায় বৃদ্ধি, তারল্য বৃদ্ধি, পরিচালন ব্যয় হ্রাসকরণ, শ্রেণীকৃত ঋণ এবং অগ্রিম-আমানত অনুপাত হ্রাস, উপার্জন বৃদ্ধি, ঝুঁকি ব্যবস্থাপনার উন্নতি, মানবসম্পদের বিকাশ, পেমেন্ট অবকাঠামো ডিজিটালকরণ, নিরীক্ষিত ব্যালান্সশিট এবং নির্ধারিত প্রতিবেদন জমা দেওয়ার মতো কয়েকটি লক্ষ্য ও শর্ত পূরণের জন্য সমঝোতা চুক্তির মাধ্যমে ব্যাংককে নির্দেশনা দেয়া হয়।

বাংলাদেশ ব্যাংকের নির্ধারিত লক্ষ্যমাত্রা অর্জনের জন্য পরিচালনা পর্ষদ প্রয়োজনীয় নীতিমালার খসড়া তৈরি করে, কার্যকরপরিকল্পনা তৈরি করে এবং সমন্বিত কৌশল অবলম্বন করে। পর্ষদ নির্ধারিত লক্ষ্যগুলির বিপরীতে ব্যবস্থাপনার অর্জনসমূহ নিয়মিত পর্যালোচনা ও মূল্যায়ন করে। যদিও অনিবার্য কারণবশত ব্যাংক লক্ষ্যগুলি অর্জনে পিছিয়ে পড়েছে, তবে লক্ষ্যের আরও কাছাকাছি পৌঁছাতে প্রচেষ্টা চালিয়ে যাচ্ছে।

### বার্ষিক কর্মসম্পাদন চুক্তি (এপিএ)

বেসিক ব্যাংক তার পরিচালন দক্ষতা, আর্থিক অবস্থা, ঋণের মান, আর্থিক অন্তর্ভুক্তির ব্যবস্থা ও জবাবদিহিতার উন্নয়নের বিষয়ে ২০২৩-২০২৪ অর্থ বছরের জন্য আর্থিক প্রতিষ্ঠান বিভাগ (এফআইডি), অর্থ মন্ত্রণালয়ের সাথে ১৭ জুলাই, ২০২৩ তারিখে বার্ষিক কর্মসম্পাদন চুক্তি (এপিএ) স্বাক্ষর করেছিলো। বার্ষিক কর্মসম্পাদন চুক্তির লক্ষ্যসমূহ অর্জনের উদ্দেশ্যে কয়েকটি কৌশলগত কর্মপরিকল্পনা গ্রহণ করা হয়েছে যা সুনির্দিষ্ট কার্যবলী সম্পাদনের মাধ্যমে অর্জন করতে হবে। এই চুক্তিতে কৌশলগত উদ্দেশ্য, নির্দিষ্ট কর্মকান্ড এবং প্রত্যেক কর্মকান্ডের বিপরীতে কর্মদক্ষতার সূচক অন্তর্ভুক্ত করা হয়েছে। চুক্তিতে নির্ধারিত লক্ষ্যসমূহ অর্জনের লক্ষ্য বেসিক ব্যাংকের ব্যবস্থাপনা পরিচালক ব্যাংকের সকল শাখা এবং প্রধান কার্যালয়ের বিভিন্ন বিভাগের সাথে আলাদা আলাদা বার্ষিক কর্মসম্পাদন চুক্তি (এপিএ) সম্পাদন করেছেন।

যেহেতু পর্ষদ বার্ষিক কর্মসম্পাদন চুক্তির (এপিএ) লক্ষ্যসমূহ অর্জনের জন্য প্রয়োজনীয় নীতিমালা প্রণয়ন ও কৌশল নির্ধারণ করে দেয়, সেহেতু পর্ষদ নিয়মিতভাবেই এ বিষয়ে ব্যাংকের অবস্থান পর্যালোচনা ও মূল্যায়ন করে থাকে এবং চুক্তির লক্ষ্যসমূহ অর্জনে ব্যাংক ব্যবস্থাপনাকে নির্দেশনা দিয়ে থাকে। প্রদত্ত নির্দেশনা অনুসারে লক্ষ্যমাত্রার বিপরীতে বিভিন্ন অর্জনের প্রতিবেদন ত্রৈমাসিক, অর্ধবার্ষিক এবং বার্ষিক ভিত্তিতে নিয়মিতভাবে এফআইডি বরারবর প্রেরণ করা হয়। এফআইডি, লক্ষ্যমাত্রার বিপরীতে ব্যাংকের অর্জনসমূহ পর্যালোচনা ও মূল্যায়ন করে ব্যাংকের সক্ষমতা পরিমাপ করে থাকে।

### মানবসম্পদ উন্নয়ন

যেকোন প্রতিষ্ঠানের সবচেয়ে মূল্যবান সম্পদ হল তার মানবসম্পদ। আজকের গতিশীল বিশ্বে প্রতিষ্ঠানসমূহের সাফল্যের পিছনে মানবসম্পদই হল চালিকা শক্তি যেখানে প্রতিটি কর্মী প্রতিষ্ঠানের প্রতিনিধিত্ব করে। প্রতিষ্ঠানের সুনির্দিষ্ট লক্ষ্য অর্জনের ক্ষেত্রে কর্মীদের ব্যক্তিগত ও দলীয় প্রচেষ্টার কোন বিকল্প নেই। ব্যাংকের নিয়মিত মানবসম্পদ বিকাশ প্রচেষ্টার অংশ হিসাবে ব্যাংক নিজস্ব প্রশিক্ষণ ইনস্টিটিউটে ব্যাংকিং কার্যক্রমের বিভিন্ন দিক নিয়ে প্রশিক্ষণ, কর্মশালা এবং সেমিনার আয়োজন করে এবং তার কর্মীদের বিভিন্ন পেশাদার সংস্থা যেমন- বাংলাদেশ ইনস্টিটিউট অফ ব্যাংক ম্যানেজমেন্ট (বিআইবিএম), বাংলাদেশ ব্যাংক প্রশিক্ষণ একাডেমিতে বছরব্যাপী বিভিন্ন সমসাময়িক বিষয় এবং ব্যাংকিংয়ের নতুন সুযোগ-সম্ভাবনা সম্পর্কে বিশেষায়িত প্রশিক্ষণ গ্রহণের জন্য কর্মীদের প্রেরণ করে।

২০২৩ সালে মোট ১৯৯৬ জন কর্মকর্তা বেসিক ব্যাংক প্রশিক্ষণ ইনস্টিটিউট, বিআইবিএম, বাংলাদেশ ব্যাংক প্রশিক্ষণ একাডেমী এবং অন্যান্য প্রশিক্ষণ ইনস্টিটিউট কর্তৃক আয়োজিত ১৪৪টি সেমিনার, কর্মশালা এবং প্রশিক্ষণ সেশনে অংশ নিয়েছিলেন। প্রশিক্ষণ ইনস্টিটিউট কর্মকর্তাদের জন্য প্রশিক্ষণ উপকরণ এবং সংকলন করে প্রশিক্ষণ দেওয়ার সময় তাদের পাঠ্যক্রমের উপকরণ হিসাবে সরবরাহ করে থাকে, যা তাদের জ্ঞান এবং দক্ষতা অর্জনে সহায়তা করে।

মানবসম্পদ উন্নয়ন উদ্যোগের সফল বাস্তবায়নের জন্য ব্যাংকের বার্ষিক বাজেটে প্রতি বছর প্রয়োজনীয় পরিমাণ অর্থ বরাদ্দ রাখা হয়। ২০২৩ সালের জন্য প্রশিক্ষণ, কর্মশালা, সেমিনার ও কর্মীগণের প্রণোদনা খাতে ২.০ মিলিয়ন টাকার বাজেট বরাদ্দ করা হয়েছিল যা মানব সম্পদ উন্নয়নে ব্যাংকের অঙ্গীকারের বহিঃপ্রকাশ। এছাড়াও পেশাগত উৎকর্ষের জন্য বাংলাদেশ ব্যাংকের নির্দেশনার আলোকে ইন্সটিউট অব ব্যাংকার্স বাংলাদেশ কর্তৃক প্রবর্তিত (২ অংশে) ব্যাংকিং ডিপ্লোমা পরীক্ষায় উত্তীর্ণ কর্মকর্তাদের জন্য প্রণোদনা খাতে ২.০ মিলিয়ন টাকার বাজেট বরাদ্দ করা হয়েছিল।

উল্লেখ্য যে, ২০২৩ সালের শুরুতে অভিজ্ঞ আইটি পেশাদার নিয়োগ করা হয় এবং আশা করা যায় যে, এ সকল কর্মকর্তাদের পদচারণায় আগামী বছরগুলিতে ব্যাংকের পরিষেবা আরও উন্নত হবে।

### একটি টেকসই ব্র্যান্ড নির্মাণ

বিগত কয়েক বছর ধরে বিশেষ করে ২০০৯-২০১৪ সালের মাঝামাঝি পর্যন্ত ব্যাংকিং কার্যক্রম একটি চ্যালেঞ্জিং সময় পার করেছে, সেই খ্যাতি পুনর্নির্মাণে সক্রিয়ভাবে ব্যাংক তার দক্ষতাগুলিকে বিনিয়োগ করেছে। আজকের গতিশীল ব্যাংকিং ল্যান্ডস্কেপের মধ্যে একটি ইতিবাচক ভাবমূর্তি বজায় রাখার সর্বোচ্চ গুরুত্বকে স্বীকৃতি দিয়ে, ব্যাংকের ব্যবস্থাপনা তার গ্রাহক এবং স্টেকহোল্ডারদের মধ্যে বিশ্বাস গড়ে তোলাকে অগ্রাধিকার দিয়েছে। ২০২৩ জুড়ে পরিচালনা পর্ষদ ক্রমাগত কৌশলগত দিকনির্দেশনা প্রদান করেছে কারণ ব্যাংক বিভিন্ন পরিবেশগত কারণ এবং উদীয়মান বাধাগুলি মোকাবেলা করতে সচেষ্ট রয়েছে। রেমিট্যান্স সহজতর করার জন্য বিচক্ষণ বৈদেশিক মুদ্রা ব্যবস্থাপনা, রপ্তানিমুখী অংশীদারিত্ব বৃদ্ধি, প্রয়োজনীয় পণ্য আমদানিতে অগ্রাধিকার দেওয়া এবং ডিজিটাল প্ল্যাটফর্মের মাধ্যমে গ্রাহক সম্পর্ক বৃদ্ধিসহ কৌশলগত অগ্রাধিকারগুলি সফলভাবে সম্পাদন করে ব্যাংক প্রশংসনীয় অগ্রগতি অর্জন করেছে।

জনসাধারণের ব্যাংক হওয়ার লক্ষ্যের সাথে সাথে, ব্যাংক জনসাধারণের মধ্যে এর দৃশ্যমানতা বাড়াতে ঐতিহ্যগত পদ্ধতির পাশাপাশি আধুনিক বিপণন কৌশল গ্রহণ করেছে। এই ফোকাসের ফলে এর শাখা এবং উপ-শাখা জুড়ে অ্যাকাউন্ট খোলার সংখ্যা উল্লেখযোগ্যভাবে বৃদ্ধি পেয়েছে। তদুপরি, সামাজিক এবং ঐতিহ্যবাহী মিডিয়া প্ল্যাটফর্মে ব্যাংকের সক্রিয় উপস্থিতি স্বেচ্ছাতক্বে উন্নীত করেছে, গুরুত্বপূর্ণ অপারেশনাল আপডেটগুলি সহজেই শেয়ার করা হয়। জাতীয় অনুষ্ঠানগুলিকে স্মরণ করার জন্য ইভেন্টগুলি সংগঠিত করে এবং এই অনুষ্ঠানগুলিকে প্রচার করার মাধ্যমে ব্যাংক কার্যকরভাবে তার উপস্থিতি জোরদার করেছে।

প্রতিষ্ঠার পর থেকে ব্যাংক ধারাবাহিকভাবে তার পরিষেবার গুণমান এবং তার কর্মচারীদের সততাকে মৌলিক শক্তি হিসাবে জোর দিয়েছে। সাম্প্রতিক বছরগুলোতে চ্যালেঞ্জের সম্মুখীন হওয়া সত্ত্বেও, ব্যাংক তার সুনাম রক্ষার জন্য সক্রিয়ভাবে সমস্যাগুলির সমাধান করেছে। বিভিন্ন সেক্টর জুড়ে কর্পোরেট হাউস, হাসপাতাল এবং সরকারী কর্পোরেশনের মতো স্বনামধন্য সরকারী এবং বেসরকারী সংস্থাগুলির সাথে তার সম্পর্ক জোরদার করছে যাতে ব্যাংক তার বিশ্বাসযোগ্যতা বাড়াতে পারে। উপরন্তু, স্কুল ব্যাংকিং এবং তৃণমূল-স্তরের পরিষেবাগুলি সহ আর্থিক অন্তর্ভুক্তি প্রচেষ্টার মতো উদ্যোগগুলি, বৃহত্তর ব্যাংকিং নেটওয়ার্কে তাদের একীভূত করে এবং শক্তিশালী ব্যবসায়িক সম্পর্ক স্থাপনের মাধ্যমে জনসাধারণের মধ্যে ইতিবাচক ধারণা পোষণ করা।

### আগামীর প্রত্যাশা

বাংলাদেশে কার্যকর আর্থিক প্রতিষ্ঠানসমূহের একটি সাধারণ লক্ষ্য রয়েছে, তা হল জনগণের সমৃদ্ধি নিশ্চিত করা। বেসিক ব্যাংক এই নীতির সাথে দৃঢ়ভাবে সংকল্পবদ্ধ। বৈশ্বিক অর্থনীতির সাথে সংশ্লিষ্ট চ্যালেঞ্জ থাকা সত্ত্বেও আমরা আমাদের ব্যাংক এবং সমগ্র জাতির ভবিষ্যৎ সম্পর্কে একটি আশাবাদী দৃষ্টিভঙ্গি পোষণ করি। এটি স্বীকার করতেই হবে যে ব্যাংকিং সেক্টর ক্রমাগত বিকশিত হচ্ছে। এ সেক্টর বেশ কিছু নীতি ও বিধি-বিধানের পরিবর্তনের মধ্য দিয়ে পরিচালিত। এ পরিবর্তনগুলি সামনের দিনগুলিতে আমাদের ব্যাংকের জন্য উল্লেখযোগ্য চ্যালেঞ্জ বয়ে আনতে পারে। উপরন্তু, মহামারী যুগে গ্রাহকের ব্যাংকিং আচরণে পরিবর্তন এবং বিপণন

কৌশলসমূহের পরিবর্তনগুলো ব্যাংকিং শিল্পে প্রতিযোগিতামূলক পরিস্থিতি তৈরী করায় অত্যন্ত সাবধানতার সাথে বিষয়সমূহ মোকাবিলা করা প্রয়োজন। আসন্ন বছরগুলোর জন্য ব্যাংকের প্রাতিষ্ঠানিক কৌশল হতে হবে গ্রাহক-কেন্দ্রিকতা, অপারেশনাল দক্ষতা, ঝুঁকি ব্যবস্থাপনা এবং ডিজিটাল রপান্তরকে কেন্দ্র করে। আমরা উজ্জ্বল পণ্য এবং পরিষেবা প্রবর্তন, সর্বোত্তম অনুশীলন বাস্তবায়ন এবং ডিজিটাল প্লাটফর্মে বিনিয়োগের মাধ্যমে টেকসই প্রবৃদ্ধি অর্জন করতে চাই। ২০২৩ সালে একটি সন্তোষজনক ব্যবসায়িক বৃদ্ধির হার অব্যাহত রাখার পাশাপাশি ইকুইটিতে সন্তোষজনক রিটার্ন, সন্তোষজনক মূলধন পর্যাণ্ডতা অনুপাত এবং নন পারফর্মিং লোন রেশিও অর্জনের ক্ষমতার প্রতি আমরা আত্মবিশ্বাসী। বর্তমান ব্যাংকিং ল্যান্ডস্কেপে ব্যাংকিং গতিধারার সাথে সঙ্গতি রেখে বেসিক ব্যাংক আরও গ্রাহক বান্ধব পরিবেশের দিকে বিকশিত হতে বদ্ধপরিকর।

### কৃতজ্ঞতা

আর্থিক প্রতিষ্ঠান বিভাগ, অর্থ মন্ত্রণালয় এবং বাংলাদেশ ব্যাংকের অটল সমর্থন এবং বিজ্ঞ পরামর্শের জন্য বেসিক ব্যাংক পরিচালনা পর্ষদ আন্তরিক কৃতজ্ঞতা জ্ঞাপন করছে। ব্যাংকের ব্যবসায়িক ও আর্থিক অবস্থার উন্নয়নে গুরুত্বপূর্ণ অবদানের জন্য বেসিক ব্যাংক লিমিটেডের একমাত্র মালিকপক্ষ তথা গণপ্রজাতন্ত্রী বাংলাদেশ সরকারের কাছে বিনীতভাবে ব্যাংকের পরিচালনা পর্ষদ তাদের ঋণ স্বীকার করছে। অর্থনৈতিক অনিশ্চয়তা এবং রাশিয়া-ইউক্রেন যুদ্ধের মত বৈশ্বিক ঘটনাগুলির দ্বারা সৃষ্ট চ্যালেঞ্জগুলির মধ্যেও মূল্যবান সম্পদ ও আস্থার উৎস হিসেবে আমাদের কাছে তাদের তহবিল অর্পণ করায় স্বায়ত্তশাসিত সংস্থাগুলিকে আমরা বিশেষ ধন্যবাদ জানাই। ব্যাংকের কার্যক্রমে সকল আমানতকারী এবং সম্মানিত গ্রাহকদের সমর্থন এবং আস্থার পাশাপাশি তাদের সহযোগিতার হাতকে প্রসারিত করার জন্য আন্তরিকভাবে প্রশংসা ও ধন্যবাদ জানাই। দারিদ্র দূরীকরণে অবদান রেখে প্রান্তিক জনগোষ্ঠীকে ক্ষুদ্র ঋণ সুবিধা প্রদানের জন্য ব্যাংকের সাথে সহযোগিতা প্রদানকারী এনজিওগুলোর প্রতি বেসিক ব্যাংকের পরিচালনা পর্ষদ বিশেষ কৃতজ্ঞতা প্রকাশ করছে। ব্যাংকের ব্যবস্থাপনা টিম এবং কর্মীদের অটুট নিষ্ঠা, পেশাদারিত্ব এবং কঠোর পরিশ্রমের জন্য পর্ষদ আন্তরিকভাবে প্রশংসা জ্ঞাপন করছে। এতদব্যতীত আমরা ব্যাংকের সকল স্টেক হোল্ডার এবং শুভাকাজীদের ধন্যবাদ জানানোর পাশাপাশি আগামী দিনগুলোতে তাদের অব্যাহত সমর্থন ও নিজ নিজ প্রতিষ্ঠানের সমৃদ্ধি কামনা করছি। পরিশেষে সংগঠনের সর্বত্র সুশাসনের অনুশীলন, নির্ভুল তদারকি ও সুশাসন বাস্তবায়নের জন্য আমরা আমাদের সহযোগী পরিচালকদের প্রতি আন্তরিক কৃতজ্ঞতা জ্ঞাপন করছি।

পরিচালনা পর্ষদ এর পক্ষে



প্রফেসর ড. আবুল হাসেম  
চেয়ারম্যান



Bismillahir Rahmanir Rahim  
Respected Shareholders,  
Assalamu Alaikum.

The Board of Directors of BASIC Bank Limited takes the privilege of welcoming you to the 35<sup>th</sup> Annual General Meeting of BASIC Bank Limited and presents the Directors' Report along with the Audited Financial Statements for the year 2023. This report sheds light on various aspects of Bank's performance during the year 2023.

The Directors have reviewed the financial statements to assess financial position of the Bank, transparency of its processes and accuracy of financial data as well as financial reporting of the Bank. Before delivering a thorough review of the performance of the Bank for 2023, important factors and events which shaped the global and domestic economic scenario as well as the position of banking sector have been briefly presented.

### **Global Economic Scenario**

The year 2023 witnessed a complex economic landscape shaped by the lingering effects of the pandemic and geopolitical tensions, particularly the conflict in Ukraine and Israel's unjust war on Gaza. While some regions showed signs of recovery, overall global growth moderated, and uncertainties persisted. Advanced economies faced notable slowdowns, while developing economies continued to exhibit resilience, albeit with challenges. Supply chain disruptions, inflationary pressures, and financial market volatility remained key concerns, with downside risks looming large.

The global economy expanded by 2.8 percent in 2023, a moderate slowdown from the previous year's growth rate of 3.4 percent. Advanced economies experienced a remarkable deceleration, with growth rates dropping to 1.3 percent, and about 90 percent of them saw declines in their growth trajectories.

Developed economies, including major players like the United States, Germany, and Japan, faced subdued growth, reflecting the impacts of supply chain disruptions and geopolitical uncertainties. In contrast, developing economies maintained relatively robust growth, averaging 3.9 percent, with emerging markets showing resilience.

World trade volumes contracted to 2.4 percent in 2023, down from 5.1 percent in the previous year. This decline was driven by weakening global demand for traded goods and shifting spending patterns. The dominance of the US dollar in invoicing goods persisted, albeit amidst rising trade barriers and currency appreciation.

Global headline inflation moderated from 8.7 percent in 2022 to 7.0 percent in 2023, primarily due to declining commodity prices, particularly crude oil. Fuel and nonfuel commodity prices decreased, with crude oil prices plummeting by about 24 percent. However, core inflation remained stubbornly high, posing challenges for central banks.

Thickened financial sector stress, with forecasted growth decline of up to 2.5 percent in 2023, contributed to heightened recession concerns and financial market volatility. Tightened global financial conditions further exacerbated uncertainties, impacting business and consumer confidence negatively.

Advanced economies witnessed a rise in unemployment, with projections indicating a 0.5 percent increase from 2022 to 2024. Persistent economic challenges, coupled with subdued growth prospects, led to higher joblessness rates in several regions.

Ongoing geopolitical conflicts, notably the war in Ukraine, continued to pose significant risks to the global economic outlook. Escalation or prolonged conflicts could further disrupt supply chains, elevate inflationary pressures, and dampen investor confidence. High inflationary pressures, coupled with concerns about economic recession, underscored the fragility of the global economy. Central banks grappled with the dual challenge of combating inflation while supporting growth, amidst uncertain monetary policy trajectories. Volatility in financial markets, exacerbated by geopolitical uncertainties and tightening global financial conditions, posed risks to global economic stability. Emerging market and developing economies faced systemic debt distress, driven by higher borrowing costs and subdued growth prospects.

The global economy navigated through a challenging year in 2023, marked by persistent uncertainties

stemming from the pandemic and geopolitical tensions. While some economies showed resilience, overall growth moderated, and downside risks remained elevated. Addressing these challenges requires coordinated policy responses, including efforts to mitigate supply chain disruptions, contain inflationary pressures, and promote sustainable economic recovery. Looking ahead, navigating through these uncertainties will be crucial for fostering long-term global economic resilience and stability.

### **Economic Scenario of Bangladesh in 2023**

Amidst a global landscape marred by the enduring aftermath of the pandemic and the escalation of the conflict in Ukraine, Bangladesh navigated a complex economic terrain in 2023. The nation, renowned for its resilience, faced multifaceted challenges that tested its economic mettle.

The year 2023 unfolded against the backdrop of persistent global uncertainties, with the repercussions of the COVID-19 pandemic and the intensification of the conflict in Ukraine casting shadows on economic prospects worldwide. Bangladesh, deeply integrated into the global economy, experienced significant spillover effects, ranging from disruptions in supply chains to inflationary pressures and dampened investor sentiment. The war in Ukraine, in particular, emerged as a pivotal factor exacerbating economic challenges, with disruptions in trade flows, heightened geopolitical tensions, and escalating commodity prices posing formidable obstacles to Bangladesh's economic stability and growth trajectory.

A defining aspect of Bangladesh's economic landscape in 2023 was the discernible decline in remittances as a percentage of GDP and export earnings compared to the previous fiscal year. Remittances, a vital source of income for millions of households, experienced a notable downturn, reflecting disruptions in the global labor market and migration patterns exacerbated by the war in Ukraine. In FY 2021-22, remittances accounted for approximately 4.56 percent of GDP and 42.71 percent of total exports, down from 6.03 percent of GDP and 67.14 percent of total exports in FY 2020-21. This decline underscored the vulnerability of Bangladesh's external sector to exogenous shocks and highlighted the imperative for diversification and resilience in remittance inflows.

Similarly, trade dynamics witnessed significant shifts in 2023, as Bangladesh grappled with a negative balance of trade. Despite concerted efforts to bolster export earnings, the nation faced headwinds in the form of subdued global demand, disruptions in supply chains, and escalating input costs. Export earnings, primarily driven by the ready-made garments (RMG) sector, registered modest growth, but import payments surged, resulting in a widening trade deficit. The escalation of the conflict in Ukraine further complicated trade dynamics, with heightened uncertainty dampening investor confidence and impeding trade flows.

Bangladesh's GDP growth trajectory displayed signs of moderation in 2023, reflecting the cumulative impacts of global economic headwinds. In FY 2021-22, the economy expanded by a commendable 7.1 percent, slightly higher than the previous fiscal year. However, projections for FY 2022-23 painted a more subdued picture, with GDP growth expected to decelerate to 6.0 percent. This downturn was attributed to the disruptive effects of the war in Ukraine, coupled with projections of lower global growth potentials.

Despite these short-term challenges, medium-term forecasts offered a glimmer of hope, suggesting a gradual recovery in Bangladesh's economic fortunes. GDP growth rates were projected to rebound, with estimates of 7.5 percent, 7.8 percent, and 8.0 percent in the subsequent fiscal years. These forecasts underscored the nation's underlying resilience and the potential for sustained economic expansion over the medium to long term.

Amidst the economic headwinds, Bangladesh's industrial sector emerged as a beacon of resilience and dynamism. In FY 2021-22, the industrial sector expanded by an impressive 9.9 percent, underscoring its pivotal role in driving overall economic activity. The RMG sector, in particular, continued to serve as a linchpin of Bangladesh's industrial prowess, contributing significantly to export earnings and employment generation. However, the services and agriculture sectors experienced more moderate growth rates compared to the previous fiscal year. Growth in the services sector stood at 6.3 percent, while the agriculture sector grew by 3.1 percent. These sectors, although facing challenges such as supply chain disruptions and inflationary pressures, remained integral to Bangladesh's economic resilience and diversified growth model.



Inflationary pressures persisted in 2023, driven by a confluence of factors including global supply chain disruptions, geopolitical uncertainties, and domestic demand dynamics. In FY 2021-22, inflation averaged around 6.2 percent, higher than the previous fiscal year. The prolonged conflict in Ukraine and its ripple effects on commodity prices exacerbated inflationary pressures, posing challenges for monetary policymakers and consumers alike. Macroeconomic indicators such as domestic savings, national savings, and gross investment witnessed fluctuations, with declines noted in some areas. Domestic savings as a percentage of GDP stood at 21.6 percent, while national savings accounted for 30.7 percent of GDP. Gross investment, although showing a slight increase, remained below optimal levels, underscoring the need for sustained efforts to enhance investment inflows and productivity.

Bangladesh confronted a formidable array of challenges in 2023, navigating a complex economic terrain shaped by global uncertainties and domestic imperatives. Despite facing headwinds in key sectors such as remittances, trade, and inflation, the nation exhibited resilience, adaptability, and forward-looking policy responses. Moving forward, concerted efforts to address structural bottlenecks, promote diversification, and enhance resilience will be imperative for steering Bangladesh towards sustained economic growth, prosperity, and inclusive development in the years ahead.

### **Economic Outlook**

Bangladesh, a nation with a vibrant economy and a burgeoning population, is poised to navigate a complex economic landscape in 2023. While the year presents a myriad of challenges, including global geopolitical tensions and inflationary pressures, it also offers opportunities for growth and resilience. The Government of Bangladesh has outlined a Medium-term Macroeconomic Framework (MTMF) for the fiscal year 2023, emphasizing the need to sustain economic growth amidst global uncertainties. GDP growth is projected to remain robust, with estimates suggesting a growth rate of 6.0 percent in FY2022-23. Factors contributing to this growth include increased investment in infrastructure projects, resilient export performance, and a gradual recovery in domestic demand. Looking ahead, growth prospects appear promising, with GDP growth projected to accelerate to 7.5 percent, 7.8 percent, and 8.0 percent in the subsequent fiscal years, driven by continued investment and export-led growth initiatives.

Inflationary pressures have emerged as a significant concern for Bangladesh's economy in 2023. The devaluation of the Taka against the USD and rising fuel prices have contributed to inflation rates reaching 7.5 percent in FY2022-23. However, concerted efforts are underway to mitigate inflationary pressures through prudent fiscal and monetary policies, supply chain management, and targeted interventions in key sectors. Despite the challenges posed by inflation, Bangladesh remains committed to maintaining economic stability and ensuring the affordability of essential goods and services for its citizens.

The export sector plays a pivotal role in Bangladesh's economic development strategy. Despite global challenges, export receipts are estimated to reach USD 55.5 billion in FY2022-23, slightly below the target of USD 58.0 billion. The Ready-Made Garments (RMG) sector continues to dominate Bangladesh's export portfolio, accounting for a significant portion of export earnings. However, efforts are underway to diversify the export base and explore new markets to reduce dependence on traditional export destinations. Ambitious export targets of USD 72.0 billion have been set for FY2023-24, reflecting the government's commitment to bolstering export-led growth and diversifying the economy.

The ongoing conflict between Russia and Ukraine, along with other geopolitical tensions, may impact remittance inflows to Bangladesh. Disruptions in global supply chains, increased uncertainty, and economic instability in migrant destination countries could affect the earnings and employment prospects of Bangladeshi expatriates. As a result, remittance flows may experience fluctuations throughout the year. Bangladesh's government is expected to engage in diplomatic efforts to safeguard remittance inflows amidst global uncertainties. Diplomatic channels with migrant destination countries may be utilized to address concerns and ensure the smooth transfer of remittances. Bilateral agreements and partnerships may also be explored to protect the rights and interests of Bangladeshi migrant workers. To incentivize remitters and encourage the flow of remittances, the government may introduce financial incentives and support mechanisms. These could include reduced transaction fees, tax incentives, and remittance reward programs aimed at promoting formal channels for remittance transfers. Such initiatives aim to channel remittances through official channels, enhancing transparency and maximizing their impact on the economy. The adoption of digital remittance platforms is expected to continue growing

in Bangladesh in 2023. Mobile banking, online money transfer services, and digital wallets offer convenient and cost-effective channels for remitters to send money back home. The government and financial institutions may collaborate to promote the use of digital remittance platforms, facilitating faster and more secure transactions.

Remittance inflows have a direct impact on household income and consumption patterns in Bangladesh. In 2023, sustained remittance flows, despite challenges, are expected to support household welfare, alleviate poverty, and drive consumption expenditure. Remittance-receiving households may allocate funds towards essential expenses such as food, education, healthcare, and housing, stimulating domestic demand and economic activity. While challenges such as global conflicts and economic uncertainties may impact remittance inflows to Bangladesh in 2023, proactive measures, diplomatic efforts, and the adoption of digital remittance platforms offer opportunities to sustain and strengthen remittance flows. By leveraging remittances effectively, Bangladesh can support household welfare, drive economic growth, and build resilience against external shocks in the years ahead.

Gross investment remains a cornerstone of Bangladesh's economic strategy, with private investment driving the majority of economic activity. Investment in infrastructure development, credit growth, and productive activities are crucial for stimulating economic growth, enhancing competitiveness, and improving living standards. The completion of transformative infrastructure projects, such as the Padma Bridge and the intra-city rail transportation system, underscores Bangladesh's commitment to infrastructure development and economic progress. These projects not only enhance connectivity and transportation efficiency but also attract local and foreign investment, driving economic growth, job creation, and trade expansion.

Addressing unemployment and promoting socio-economic justice are central tenets of Bangladesh's economic agenda. While the unemployment rate slightly decreased to 5.2 percent in 2022, challenges persist, particularly in generating employment opportunities for the educated population. The government is implementing various initiatives to promote job creation, including skill development programs, investment incentives, and support for entrepreneurship. Ensuring inclusive growth and narrowing the gap between the

high-income and low-income segments of society remain imperative for fostering socio-economic justice and equitable development.

Despite the positive outlook, Bangladesh faces several challenges and risk factors that could impact its economic trajectory in 2023. One such challenge is the global geopolitical tensions, particularly the ongoing conflict between Russia and Ukraine. This conflict has led to supply chain disruptions, increased commodity prices, and heightened uncertainty in global markets. Bangladesh, being a part of the interconnected global economy, is not immune to these effects and must navigate them carefully to mitigate their impact on its economy. Additionally, inflationary pressures, fuelled by rising fuel prices and supply chain disruptions, pose a significant risk to economic stability. High inflation erodes purchasing power, particularly among low-income households, and can dampen consumer confidence and spending.

### **Review of BASIC Bank's Operations**

Since 2015 BASIC categorized as a state owned commercial bank. Its policy, operational procedures and business framework have been developed and streamlined accordingly to maintain sustainable banking practice and growth. Like peers, the year 2023 presented unprecedented challenges for BASIC that tested various adversities like profitability, liquidity, solvency, asset quality, and customer confidence. Despite its best efforts, intend profitability has not been achieved which caused the Bank to be in a loophole of lower liquidity in 2023. At the end of the year 2023 Bank registered an operating loss of Tk.4.09 billion.

Total asset of the Bank stood at about Taka 168.18 billion by the end of the year 2023 which is about Taka 12.40 billion less from Taka 180.58 billion in the previous year.

Bank finished the year with a deposit balance of Taka 146.93 billion which was about Taka 2.03 billion lower compared to the balance of previous year. Despite regular communication with various government institutions from all levels including the top level of the bank for collection of new deposits and renewal of ongoing deposits, the total amount of deposits decreased at the end of the year. This decrease in deposit was a result of large scale of withdrawals of corporate deposit at a time. Among total deposit amounting of Taka 146.93 billion 75% deposit is corporate. In order to reduce the interest cost of the

bank and strengthen the base deposit maximum importance is being laid on collection of low interest bearing deposits and non-interest bearing deposits.

Despite a slight die down in deposit mix, the bank continues to focus on delivering competitive rates to its customers in a challenging economic environment. Deposit mix of the Bank improved somewhat with the share of savings deposit (SB) increasing notably to 7.5 percent in 2023 from 6.8 percent in 2022 and current deposit (CD) increasing to 6.11 percent in 2023 from 5.06 percent in 2022. On the other hand, the percentage of high cost term deposit rose up to 66.86 percent in 2023 from 65.04 percent in 2022. BASIC Bank, aligning with industry trends, raised deposit interest rates to attract customers, resulting in a Cost of Deposit increase to 6.03% from 5.42% in 2022.

The balance of outstanding loans and advances of the Bank was about Taka 131.53 billion at the end of 2023 which was about Taka 3.07 billion less from that of 134.60 billion in 2022. Recent liquidity shortage in Bank, caused by slow deposit growth makes cautious approach in disbursing loans amid rising non-performing loans. This year coupled with stricter credit assessment processes, Bank ensures healthier loan books and better financial stability than ever before. By closely monitoring repayment schedules and borrower performance, Bank identifies potential defaulters early and takes corrective actions to mitigate risks. As a result, notable recovery of some old non-performing loans helped keep the year-end balance of loans and advances down.

Being a 100% state-owned, Bank has been providing various types of banking services to customers with reputation in the development of industry and commerce of the country as one of the development partners of the government since its inception. Due to the fact that BASIC Bank is an industry-friendly bank for the development of small industries. This service provision has also increased manifold in keeping with the current development progress of the country. Industrial sector accounted for 71.94 percent of the total outstanding loans and advances at the end of 2023 with outstanding balance of about Taka 94.62 billion.

Out of total outstanding credit, micro credit accounted for about Taka 1.56 billion which was around 1.19 percent of the total loans and advances of the Bank at the end of 2023. Besides, loan to small scale industrial ventures accounted for about Taka 17.76 billion which was around 13.50 percent of the total loans and

advances of the Bank. Moreover, loans and advances to medium scale industries accounted for about Taka 44.53 billion which was 33.86 percent of the total loan of the Bank. These numbers highlight the fact again that BASIC Bank has stayed committed to its original purpose of ensuring development of the small, medium and micro industries of the country for which it was originally formed.

Agriculture loan registered outstanding balance of Taka 0.82 billion at the end of 2023 which was about 0.63 percent of the total outstanding loans and advances. On the other hand, Bank disbursed more than Taka 0.52 billion in this sector in 2023. Contribution to the agriculture sector of Bangladesh by allocating required fund has been a top priority for the Bank over the years.

The Bank has also been supporting women empowerment by creating self-employment opportunities for them by financing their entrepreneurial endeavors with required credit facility. In the process, Bank facilitated self-employment efforts of 133 women entrepreneurs in 2023 by providing them total credit of Taka 0.463 billion which shows Bank's commitment for development of this sector. Total outstanding of loan for women entrepreneurs as of December 2023 was Taka 3.39 billion.

Timely payment of L/C liabilities involves the reputation of the country as well as the government. Keeping this in mind, the Bank has always paid the L/C liability on time. These positive developments also reflected in Banks' performance of export-import business. Being a state-owned bank, BASIC has to open various government-owned institutions' (Bangabandhu Satellite Launch Project, Madhyapara Granite etc.) government's on-going mega infrastructure projects for the import of heavy machinery, raw materials, grains, fertilizers, etc., which is increasing over time. Like its peers BASIC Bank's export-import business performance improved in 2023 compared to the previous year.

Bank facilitated import business of Taka 31.30 billion in 2023 which is Taka 4.08 billion higher than the performance of 2022 of Taka 27.22 billion. Besides, Bank facilitated export business of Taka 30.53 billion in 2023 which is Taka 1.22 billion higher than that of the previous year.

In 2023, the Bank successfully recovered Taka 1.91 billion from non-performing loans (NPL). Additionally,

recovery from written-off loans amounted to Taka 4.76 billion during the same period. The Bank also rescheduled loans and advances totalling Taka 2.54 billion, contributing significantly to managing and controlling NPL levels.

Despite these efforts, the NPL ratio remained higher than desired, although notable improvements were observed. By the end of 2023, NPLs constituted 62.38 percent of the total loans and advances. This high percentage continues to present a substantial challenge for the Bank, impacting various operational areas. Addressing and reducing NPLs remains a critical focus for the bank moving forward.

In light of the current economic environment, BASIC has prioritized the recovery of non-performing loans (NPL). This strategy includes regularizing certain NPLs through loan rescheduling and writing off, with the active involvement of all executives at the Head Office.

### **Banking Network**

Bank is providing different types of banking services to the customers through its 72 branches located at important locations of specific rural and urban areas of the country. In order to expand its services to every possible corner of the country Bank has already opened 37 sub-branches at important locations of the country with a target of opening more sub-branches by the end of 2024. In recent past years, some of the branches have been relocated for rendering better services.

Besides, Bank collects different types of bills through its 13 collection booths, of which 6 are situated in Dhaka, 2 in Cox's Bazar, 1 in Mymensingh, 1 in Barishal, 1 in Kushtia, 1 in Gazipur and the remaining one in Patuakhali.

Moreover, Bank maintains 25 ATM booths of which 15 are in Dhaka division, 3 are in Barisal division, 2 in Chittagong Division, 2 in Rajshahi Division, 1 each in Khulna, Sylhet Division and Cumilla Division. Bank has plans to open new ATM booths soon at other important location of the capital and outside in order to expand its service coverage and bring more people from different corners of the country under its banking umbrella.

### **Technology**

Since inception, the Bank has been practicing IT enabled banking operations and persisting to weigh

much in acquisition, adaption and use of appropriate information technology regularly. Bank developed its own Banking Software back in 1991 which was later replaced by a Centralized Real Time Core Banking System solution to increase efficiency in customer service dimension. Branches and sub-branches as well as Head Office of the Bank have been operating through this 'Core Banking System' for more than a decade now.

Since modern banking is facilitated by increasing use of ICT for opening up new horizon as well as wider options, BASIC Bank always prefers adoption of fintech and digital innovation for its customers. Consequently, to meet ever changing demand of customers and offering and ensuring prompt and accurate service with appropriate safety precautions and relative convenience to meet the complex dynamic needs of its customers, BASIC Bank regularly updates automation and adopts new version of information technology. In line with this, the Bank has embraced diverse technologies to propel society towards a cashless and document-less future through the deployment of its digital banking application "Magpie", Digital On-boarding system "i-Account" and central remittance software "remit365". Through "Magpie", customers can easily and seamlessly transact, manage accounts and avail various banking services, which is an important addition to the bank's customer-level digital banking service offerings. With the addition of "i-Account"/e-KYC system, customers are able to complete the digital on-boarding process, thereby reducing the use of cumbersome paperwork. Also, remittance software "remit365" accelerates global connectivity and financial inclusion with the facility of fast and secure cross-border transactions. These technological advancements are considered a significant step in providing more accessible, efficient and transparent digital services, paving the way for a sustainable financial ecosystem to build a Smart Bangladesh.

Furthermore, to enhance performance and to streamline day-to-day operations, the Bank is using different software developed by its own software engineers and is continuously pursuing to introduce innovative software to meet the needs of the users. All the branches and sub-branches of the Bank are connected with each other and with the Head Office, the Data Center and the Disaster Recovery Site (DRS) through Wide Area Network (WAN). The Bank has been collecting different types of utility bills through its own online utility bill collection software for many years.



With a view to upgrading technology oriented better banking services in meeting customer demand BASIC Bank launched 'Contactless Dual Currency Credit Card' service of 'Visa' brand. The official Facebook page of the Bank is being maintained to publish the current activity of the Bank.

The Bank provides remittance services at its branches to permanent as well as walking customers by using the facilities of Western Union Money Transfer, Ria, Moneygram, Agrani Remittance House Sdn. Bhd., Malaysia Agrani Exchange House Pte. Ltd., Singapore and other renowned exchange houses. The Bank is successfully participating in Bangladesh Automated Cheque Processing System (BACPS), Bangladesh Electronic Fund Transfer Network (BEFTN) operations under Bangladesh Automated Clearing House (BACH) and Real Time Gross Settlement System (RTGS), Electronic Dealing System for Interbank Money Market (EDSMoney), Market Infrastructure Module (MI Module)-the automated auction and trading platform of government securities of Bangladesh Bank.

The Bank provides e-GP services at its branches to the tender participants using the e-tendering system of CPTU. The Bank is also providing ATM / Debit Card services to its customers under Q-Cash shared ATM/POS Network as well as through National Payment Switch (NPS) of Bangladesh Bank. Besides, it is also providing e-Commerce services to its customers through Q-cash Payment gateway.

The Bank has updated its own ICT Security Policy as well as its security measures as per latest ICT Security Guideline of Bangladesh Bank and initiated steps within the organization. In this respect, vulnerability assessment, penetration test and configuration review of the ICT Systems of the Bank are being accomplished periodically by the External ICT Systems Auditor. The security of the Bank's SWIFT System has been enhanced to protect the Bank from the threats of potential intruders.

### Risk Management

The Bank constantly requires efficient and effective systems and mechanisms for risk management, i.e. identification, measurement, monitoring, and control of risk across the Bank. Hence, BASIC Bank has developed an inclusive risk management culture where risk management is considered to be a responsibility shared by all concerned.

The Board of Directors (BoD) with support from the Risk Management Committee of the Board (BRMC) plays the most important role in managing risk of the Bank. The BRMC sets up various risk governance structure, and risk philosophy to ensure sustainability, adequate capital and appropriate capital adequacy assessment process to accommodate the present and future business operations. It looks after the steps taken for managing risks of the Bank and updates the Board from time to time. The BRMC also reviews risk policies and recommends to the BoD.

The Board reviews the inherent risks of banking operation and approves risk management policy, procedures, and guidelines for the Bank at strategic level while approving loans and investments and making other decisions.

The management of the Bank implements the policies and the strategies approved by the BoD. Executive Risk Management Committee (All Risk Committee - ARC) continuously monitors policies, and the threshold limits of risks that may be taken in line with the Bank's risk appetite. ARC also monitors the activities of 06 Core Risks Addressing Committees of the Bank which were formed for the effective governance of individual core risk areas. Moreover, to facilitate overall supervisory review process (SRP) in the Bank as well as to assess the Bank's capital adequacy, risk position, resulting capital levels, and quality of capital held, the SRP Team of the Bank works under comprehensive supervision of the BRMC and assigns tasks to operational level.

Since the full array of risk management functions, processes, governance, programs, and practices constitutes the risk management framework, operational level encompasses the first line of risk management, where risks originate in front-office, or from credit desk of the Bank. At this level, BASIC Bank, with its various divisions, works rigorously to reduce risk origination. Moreover, the Bank's risk management structure includes a separate Risk Management Division having separate desks for 06 core risks and capital management with clearly assigned duties, and responsibilities of the desks and officials of the Division.

Besides, BASIC Bank has put in place a number of policies, viz., (i) Credit Policy (ii) ALM Policy (iii) Treasury Risk Management Policy (iv) ICC Policy (v) AML & CFT Policy (vi) ICT Policy, (vii) Wholesale Borrowing and Funding Guidelines, (viii) Liquidity Contingency Plan, (ix) Fraud Management Policy, (x)

ICAAP Policy for providing guidelines for managing risks efficiently. BASIC Bank encourages its employees, at all levels, to adhere to the regulatory, as well as internal policies, guidelines and procedures for prudential risk management. Additionally, regular training programs, workshops, and audits have enhanced risk awareness and culture among our staff and management.

### **Capital Position**

The year-end capital position of the Bank stands as under:  
(million taka)

Particulars	2023	2022
Paid up capital	10,846.98	10,846.98
Total shareholders' equity	(6,142.49)	(2,107.27)
Total capital	(6,313.40)	(2,551.47)
Capital Deficit	(21,316.40)	(21,316.40)

Capital position of the Bank has not been up to the mark due to accumulation of losses over the last few years despite receiving regulatory forbearance for maintaining provision against loans and advances gradually and not adjusting the remaining required provision in calculating regulatory capital of the Bank.

### **Appointment of Auditors**

Being pursuant to section 210 of the Companies Act 1994, Kazi Zahir Khan & Co, Chartered Accountants, was appointed as statutory auditor of the Bank for the year 2023 as per decision of Board of Directors of the Bank.

### **Financial Reporting**

Like always the Bank has maintained proper books of accounts in 2023. The financial statements of the Bank are prepared in strict compliance of Bangladesh Accounting Standards (BAS), Bangladesh Financial Reporting Standards (BFRS), applicable sections of The Bank Companies Act 1991 (amended up to 2013) and other applicable laws and regulations of different regulatory bodies as per the format prescribed by Bangladesh Bank. As such, the financial statements of the Bank as of 31st December, 2023 have fairly presented the state of affairs of the Bank, the outcomes of its operations, cash flows and changes in equity. The statutory external auditor of the Bank, Kazi Zahir Khan & Co. (Chartered Accountants), have certified the authenticity of financial statements of the Bank.

### **Contribution to National Exchequer and Economy**

The Bank pays corporate tax regularly on its operating income. The Bank deposited Taka 159.91 million as corporate tax to the national exchequer in 2023. Moreover, the Bank assists the National Board of Revenue (NBR) by collecting tax, VAT, excise duty and different levies at source from income and/or bills originating from interest on deposit, supply of office materials by vendors, salaries of the employees and banking services provided to customers which are deposited to government exchequer as directed.

### **Memorandum of Understanding (MoU)**

With a view to making its standpoints and commitments relating to improvement of overall financial condition and practice of safer, prudent and sound banking culture in 'black and white', BASIC Bank signed first MoU with Bangladesh Bank in July, 2013. Henceforth, MoU has been signed with Bangladesh Bank every year after revising few contents of MoU. The MOU has remained discontinued since expiry of the MOU last signed on 03 January, 2023.

The MoU dictates the Bank for compliance of some targets and conditions such as increasing Capital to Risk weighted Asset Ratio (CRAR), restraining growth of loans and advances, improving asset quality, augmenting cash recovery, improving liquidity, minimizing operating expenses, reducing classified loans and ADR (Advance Deposit Ratio), increasing earnings, improving risk management, developing human resources, digitizing payments infrastructure, submitting audited balance sheet and regulatory reporting in time etc.

To attain the targets set by Bangladesh Bank, the Board of Directors drafts necessary policy, crafts effective plans and devises accommodative strategies. The Board reviews and evaluates management's performance regularly against those agreed targets. Although the Bank fell behind to achieve the targets due to inevitable reasons, it is striving to attain closer to the targets.

### **Annual Performance Agreement (APA)**

The Bank signed Annual Performance Agreement (APA) with the Financial Institutions Division (FID), Ministry of Finance on 17 July, 2023 for the financial year 2023-2024 regarding improvement of its operational efficiency, financial conditions, credit



quality, financial inclusion system, and transparency and accountability measures. To attain the goals of the APA some strategic objectives have been set which are to be attained by accomplishing some specific activities and attaining set target there against. The APA consists of strategic objectives, specific activities and performance indicators for compliance. To achieve the targets set through APA, the Managing Director of the Bank signed a Bank version of 'Annual Performance Agreement' with the branches and divisions of BASIC Bank.

Since the Board formulates necessary policy and sets strategy to attain the goals of APA, it reviews and evaluates the achievement against the APA targets regularly and provides guidelines to the management to achieve the targets. The achievements are regularly reported to the FID on quarterly, half yearly and annual basis as directed. The FID reviews and evaluates the achievements against the targets and thus measures Bank's performance.

### **Development of Human Resources**

The most valuable asset of any organization is its human resource. Human resources are the driving force behind the success of organizations in today's dynamic world where every employee represents the organization. There is no substitute for the individual and team efforts of the employees in achieving the specific goals of the organization. As such, the Bank arranges training, workshops and seminars year round on different aspects of banking operations at its own training institute and sends its employees to various professional bodies, such as Bangladesh Institute of Bank Management (BIBM), Bangladesh Bank Training Academy etc. for receiving specialized trainings on various contemporary issues and new avenues of banking.

A total of 1996 executives & officers (individual staff are nominated to multiple courses) 144 seminars, workshops and training sessions arranged by BASIC Bank Training Institute, (BIBM), Bangladesh Bank Training Academy and other training institutes during 2023. After Covid-19 pandemic situation the Training Institute has arranged a number of online training courses as per Training Calendar-2023 and in response to the requirements of different divisions/departments/Units. Training Institute of the Bank prepares and compiles materials for employees which are provided to them as course materials at the time of delivering training for enabling them to acquire knowledge and build skills. A few IT professional were

recruited in early 2023 with the hope that they would help enhance the service of the Bank in the upcoming years.

For successful accomplishment of human resource development initiatives, necessary amount is allocated in the annual budget of the Bank every year. For the year 2023, a budget of Taka 2.0 million was allocated for training, workshop, seminar and employee reward purpose which again highlights the Bank's commitment to human resource development. Moreover, a budget of Taka 2.0 million was allocated for the employee of having successful accomplishment of Banking Diploma Examination.

### **Building a sustainable Brand**

Over the past couple of years, the Bank has actively invested its resources in rebuilding its reputation following a challenging period in banking operations from 2009 to mid-2014. Recognizing the paramount importance of maintaining a positive image amidst today's dynamic banking landscape, the Bank's management has prioritized nurturing trust among its clients and stakeholders. Throughout 2023, the Board of Directors provided continuous strategic guidance as the Bank navigated various environmental factors and emerging obstacles. Successfully executing its strategic priorities, including prudent forex management for facilitating remittances, fostering export-oriented partnerships, prioritizing imports of essential goods, and enhancing customer relationships through digital platforms, the Bank has achieved commendable progress.

In line with its goal to become the Bank of the masses, the institution has embraced modern marketing techniques alongside traditional methods to enhance its visibility among the public. This focus has resulted in a notable increase in the number of account openings across its branches and sub-branches. Furthermore, the Bank's active presence on social and traditional media platforms has promoted transparency, with important operational updates readily shared. By organizing events to commemorate national occasions and publicizing these events, the Bank has effectively reinforced its presence in the community.

Since its establishment, the Bank has consistently emphasized the quality of its services and the integrity of its employees as fundamental strengths. Despite facing challenges in recent years, these pillars remain steadfast, with the Bank proactively addressing issues

to safeguard its reputation. Strengthening its ties with reputable public and private entities, such as corporate houses, hospitals, and government corporations across various sectors, the Bank seeks to enhance its credibility. Additionally, initiatives like financial inclusion efforts, including school banking and grassroots-level services, aim to foster positive perceptions among the public by integrating them into the broader banking network and establishing robust business relationships.

### **The Way Forward**

Bangladesh's financial institutions shares a common goal: fostering the prosperity of its people. BASIC Bank is firmly aligned with this principle. Despite the challenges presented by the global economic landscape, we maintain an optimistic outlook regarding the future of both our Bank and our nation. However, it's crucial to recognize that the dynamics of the banking sector are constantly evolving, driven by shifts in major policies and regulations. These changes may present significant challenges for our Bank in the days ahead. Additionally, the alterations in customer banking behaviors and marketing strategies brought about by the pandemic era must be carefully considered to remain competitive in the industry.

Bank's strategy for the upcoming year will prioritize customer-centricity, operational efficiency, risk management, and digital transformation. We intend to achieve sustainable growth by introducing innovative products and services, implementing best practices, and investing in digital platforms. We are confident in our ability to achieve a healthy growth rate, satisfactory return on equity, comfortable capital adequacy ratio, and non-performing loan ratio in 2023. As the banking landscape continues to evolve towards more customer-friendly methods, BASIC Bank is committed to adapting and updating our operations accordingly to stay abreast of industry trends.

### **Acknowledgement**

The Board of Directors extends heartfelt gratitude to Bangladesh Bank and the Financial Institutions Division, Ministry of Finance, for their unwavering support and wise counsel. We humbly acknowledge our indebtedness to the Government of Bangladesh, the sole owner of the Bank, for its significant contributions in restoring the Bank's health.

Amidst economic uncertainties and the challenges posed by the pandemic and global events such as the

Russia-Ukraine war, we express special thanks to the autonomous bodies that entrusted their funds to us, recognizing their trust as a valuable asset and source of confidence. We also appreciate the support and trust of all other depositors and clients, as well as the cooperation extended in all aspects of the Bank's operations. The Board of Directors extends special gratitude to NGOs collaborating with the Bank to provide microcredit facilities to marginalized communities, contributing to poverty eradication.

Our sincere appreciation goes to our management team and staff for their unwavering dedication, professionalism, and hard work. We also extend our thanks to all stakeholders and well-wishers of the Bank, wishing them continued prosperity in the days ahead.

Finally, we express gratitude to our fellow directors for their vigilant oversight, ensuring the implementation of good governance practices throughout the organization.

On behalf of the Board of Directors



**Professor Dr. Abul Hashem**  
Chairman, Board of Directors  
BASIC Bank Limited



Meeting of The Board of Directors of BASIC Bank Limited



State-owned BASIC Bank Limited held the Managers' Conference - 2024 on Saturday, February 10, 2024, at BCS Administration Academy Auditorium at Shahbagh in the Capital. Professor Dr. Abul Hashem, Chairman of the Bank, inaugurated the conference as the Chief Guest.



The state-owned BASIC Bank Limited is now BASIC Bank PLC, as per section 11 A(a) of the Company Act, 1994. The name change decision was approved by shareholders at the 3rd Extraordinary General Meeting (EGM) of the bank held on Tuesday, August 22, 2023, at the bank's head office in Dhaka. Professor Dr. Abul Hashem, Chairman of the Bank presided over the meeting. Kamrul Hoque Maruf, Joint Secretary, Financial Institutions Division, Ministry of Finance attended the meeting as a representative of the Bank's sole shareholder, the Govt. of Bangladesh.



The Directors and Management team of State-owned BASIC Bank Limited congratulated Professor Dr. Abul Hashem on his re-appointment as the Chairman of the Bank by handing over flower bouquets on Monday, November 20, 2023, in his office of the bank.



Badre Munir Firdaus, Joint Secretary, Financial Institutions Division (FID), Ministry of Finance inaugurated BASIC Bank's remittance software 'REMIT365' as Chief Guest in a ceremony on Monday, 18 December 2023 at the bank's head office in the capital. Minakshi Barman, Joint Secretary of FID was present as Special Guest. While Md. Anisur Rahman, Managing Director and CEO of the bank presided over the program and delivered the welcome speech.



Engr. Md. Mohiuddin Ahmed Chairman of the Bangladesh Telecommunication Regulatory Commission (BTRC) along with Md. Anisur Rahman, Managing Director and CEO of BASIC Bank inaugurated a ATM booth on Saturday, May 30, 2024 at BTRC premises at Agargaon in the Capital, Dhaka.



Md. Abdur Rahman Khan FCMA, Secretary of FID, and Md. Anisur Rahman, Managing Director & CEO of BASIC Bank signed the Annual Performance Agreement (APA) for the financial year 2024-2025 on Tuesday, 30 July 2024 at FID's conference room at the Ministry of Finance. Among Others- Md. Azimuddin Biswas NDC, Additional Secretary and APA Coordinator, and other senior officials of FID, different banks, and financial institutions were also present on the occasion.



Md. Anisur Rahman, Managing Director & CEO of State-owned BASIC Bank Limited has signed an Annual Performance Agreement (APA) for the financial year 2023-2024 with Deputy Managing Directors (DMD), General Managers, and Circle Offices on Thursday, 13 July 2023 at Bank's Head Office, Dhaka.



State-owned BASIC Bank Limited celebrated the 60th birthday of Shaheed Sheikh Russel, the youngest son of Father of the Nation Bangabandhu Sheikh Mujibur Rahman on Wednesday, October 18, 2023, by cutting the cake at the bank's Head Office.



# Report of The Audit Committee

## Constitution/Formation of the Audit Committee:

The Audit Committee, an important functional committee, was constituted by the Board in its 148th meeting held on April 05, 2003 in compliance with the guidelines of BRPD Circular No.12 dated December 23, 2002 of Bangladesh Bank to provide an independent oversight of the financial reporting, non-financial corporate disclosures, internal control and compliance to governing rules and laws. After issuance of BRPD Circular No.11 dated October 27, 2013 by Bangladesh Bank, reconstitution of the Committee is being made in compliance of the stipulation enunciated in the said circular.

## Particulars of the Members of the Audit Committee as on 31.12.2023:

Sl.No.	Name	Status with the Bank	Status with the Committee	Educational Qualification
1.	Dr. Nahid Hossain	Director	Chairman	B.Com (Hons.), M.Com (Finance & Banking), Master of Economics (Japan), Doctor of Engineering (Environment & Life Engineering, Japan)
2.	Dr. Md. Abdul Khaleque Khan, F.F.	Director	Member	Ph.D; MSS (Economics), Dhaka University.
3.	Mr. Md. M. Latif Bhuiyan	Director	Member	MBA (Finance & MIS), University of New Orleans, USA, M.Com (Accounting), University of Dhaka.

## Meetings held during 2023:

During the year 2023 the Audit Committee met 08 (Eight) times wherein efforts were made there to accomplish the duties and responsibilities that would serve the purpose of constitution of the Committee. Details of the meetings held in 2023 are as under:

Sl. No.	Meeting No.	Date	Sl. No.	Meeting No.	Date
1.	107	31.01.2023	5.	111	14.06.2023
2.	108	26.02.2023	6.	112	30.07.2023
3.	109	23.03.2023	7.	113	29.08.2023
4.	110	30.04.2023	8.	114	26.09.2023



### Activities of the Audit Committee during 2023:

The Committee while discharging its duties and responsibilities followed the guidelines enunciated in the BRPD Circular No.11 dated October 27, 2013 of Bangladesh Bank, and emphasis was given on the following fundamentals:

- Internal Control
- Financial Reporting
- Internal Audit
- External Audit
- Compliance

Besides, the major areas reviewed/discussed/evaluated/recommended by the Audit Committee during the year 2023 are as under:

- Statement of audited Accounts for the year ended December 31, 2022.
- Appointment of external auditors of the bank for the year 2023 and fixing their remuneration.
- Review of Self-Assessment of Anti-Fraud Internal Control statement of the Bank for the periods July-December 2022 and January-June 2023.
- Risk based grading of the Branches of the Bank for the year 2022.
- Amendment of existing Internal Control and Compliance Policy 2017 (amendment up to year 2020).
- Up gradation of Core Banking Solution and launching of Support Service in the Bank.
- Compliance status of major irregularities mentioned in the 24<sup>th</sup> Comprehensive Inspection Report based on 31.12.2021 conducted on BASIC Bank Limited, Head Office by Bangladesh Bank.
- Compliance status on irregularities mentioned in the Special Inspection (Surprise) Reports of Department of Currency Management, Bangladesh Bank, Head Office, Dhaka conducted on Main Branch, Dhaka.
- Statement of unaudited Accounts for the half-year ended on 30.06.2023.
- Review of up-to-date information regarding default borrowers of different branches of the Bank.
- Review of the plan for conducting internal audit and inspection program of the Bank for the year 2023.



**Dr. Nahid Hossain**  
Chairman  
Audit Committee



# Report of The Risk Management Committee

## Risk Management Committee Report:

The Risk Management Committee of the Board of Directors was formed in line with the Bangladesh Bank's BRPD Circular No.11 dated October 27, 2013 which was lastly reconstituted at 619th Board meeting held 17.05.2023 with the following members:

### Particulars of the Members of the Risk Management Committee as on 31.12.2023:

Sl.No.	Name	Status with the Bank	Status with the Committee	Educational Qualification
1.	Dr. Md. Abdul Khaleque Khan, F.F.	Director	Chairman	Ph.D; MSS (Economics), Dhaka University.
2.	Dr. Nahid Hossain	Director	Member	B.Com (Hons.), M.Com (Finance & Banking), Master of Economics (Japan), Doctor of Engineering (Environment & Life Engineering, Japan)
3.	Mr. Shamim Ahammed	Director	Member	Master of Business Administration, University of West London, UK; Bachelor of Urban and Rural Planning, Khulna University, Bangladesh.
4.	Mr. Md. M. Latif Bhuiyan	Director	Member	MBA (Finance & MIS), University of New Orleans, USA, M.Com (Accounting), University of Dhaka.
5.	Mr. Md. Rafiqul Islam	Director	Member	M. Com (Management), University of Chittagong

During the year 2023 the Risk Management Committee met 15 (fifteen) times wherein efforts were there to accomplish the duties and responsibilities that would serve the purpose of constitution of the Committee. Details of the meetings held in 2023 are as under:

Sl. No.	Meeting No.	Date	Sl. No.	Meeting No.	Date
1.	72	09.01.2023	9.	80	26.07.2023
2.	73	30.01.2023	10.	81	14.08.2023
3.	74	19.02.2023	11.	82	29.08.2023
4.	75	27.02.2023	12.	83	26.09.2023
5.	76	19.03.2023	13.	84	11.10.2023
6.	77	24.05.2023	14.	85	30.10.2023
7.	78	14.06.2023	15.	86	30.11.2023
8.	79	11.07.2023			

**The role and responsibilities of the Committee include, among others:**

- i. To formulate a policy for overall risk management.
- ii. To set appropriate organizational structure for controlling risks.
- iii. To advise on the development and maintenance of a supportive culture, in relation to the management of risk.
- iv. To submit observations and recommendations to the Board.
- v. To review risk management policy and guidelines.

**The major areas discussed/evaluated/reviewed and recommended by the Risk Management Committee in those analyses are as under:**

- Comprehensive Risk Management report as on 31.12.2022 & 30.06.2023.
- Comprehensive Risk Management Rating of the Bank based on December 31, 2022 and June 30, 2023.
- Risk Appetite Statement of the Bank for the year 2023.
- Internal Credit Rating Report of 2022.
- Statement on Internal Capital Adequacy Assessment Process (ICAAP) under Supervisory Review Process of BASEL-III for the year 2021.
- Internal Capital Adequacy Assessment Process (ICAAP) statement under Supervisory Review Process of BASEL-III for the year 2022.
- Half Yearly Report (01.07.2022 to 31.12.2022) & (01.01.2023 to 30.06.2023) regarding the steps taken by the Bank in terms of Anti-Money Laundering (AML) and Combating Financing of Terrorism (CFT).
- Policy Guidelines on Corporate Social Responsibility (CSR)-2023.
- Plan for Recovery from Potential Stress Events.
- Present status of loans & Advances of the default borrower of the Bank.

  
**Dr. Md. Abdul Khaleque Khan, F.F.**  
 Chairman  
 Risk Management Committee

# Disclosures on Risk Based Capital Requirement under Basel-III

For the year ended December 31, 2023

## Disclosure Overview

The following detailed qualitative and quantitative disclosures are provided in accordance with the Guidelines on Risk Based Capital Adequacy (Revised Regulatory Capital Framework for Banks in Line with Basel-III) issued by Bangladesh Bank through BRPD Circular No. 18 dated December 21, 2014. This is intended to provide the users an insight about various risk exposures, to which the Bank is exposed and maintained adequate capital against them. The users will also be able to compare the Bank's performance within the banking industry.

## Scope and Purpose

The purpose of Market Discipline in the Revised Regulatory Capital Framework is to complement the Minimum Capital Requirements (MCR) and the Supervisory Review Process (SRP). The aim of introducing Market Discipline in the revised Framework is to establish more transparent and more disciplined financial market so that stakeholders can assess the position of a bank regarding holding of assets and to identify the risks relating to the assets and capital adequacy to meet probable loss of assets.

All the quantitative disclosures furnished here are on **Solo Basis** and on the basis of Audited Financial Statements of BASIC Bank Limited for the year ended 31 December 2023 prepared under relevant International Accounting and Financial Reporting Standards (IFRSs) as adopted by the Institute of Chartered Accountants of Bangladesh (ICAB) and related circulars/instructions issued by Bangladesh Bank from time to time.

## A) Scope of Application

<b>Qualitative Disclosures</b>	
a. The name of the top corporate entity in the group to which this guidelines applies.	<b>BASIC Bank Limited</b>
b. An outline of differences in the basis of consolidation for accounting and regulatory purposes, with a brief description of the entities within the group: (a) that are fully consolidated; (b) that are given a deduction treatment; and (c) that are neither consolidated nor deducted	The Risk Based Capital Adequacy Guideline applies to BASIC Bank Limited on " <b>Solo Basis</b> " as there are no subsidiaries of the Bank on reporting date.
c. Any restrictions, or other major impediments, on transfer of funds or regulatory capital within the group.	Not Applicable
<b>Quantitative Disclosures</b>	
d. The aggregate amount of surplus capital of insurance subsidiaries (whether deducted or subjected to an alternative method) included in the capital of the consolidated group.	Not Applicable

## B) Capital Structure

### Qualitative Disclosures

- a. Summary information on the terms and conditions of the main features of all capital instruments, especially in the case of capital instruments eligible for inclusion in CET-1, Additional Tier-1 or Tier-2.

For the purpose of calculating capital under Capital Adequacy Framework, the capital of banks shall be classified into two tiers:

- Tier-1 Capital (Going-Concern Capital)
- Tier-2 Capital (Gone-Concern Capital)

Tier -1 Capital is further classified into two categories:

- Common Equity Tier-1 (CET-1)
- Additional Tier-1

CET-1 capital, which is the sum of core capitals like Paid-up Capital, Retained Earnings, Statutory Reserve, General Reserve etc. after netting regulatory adjustments like Shortfall in loan loss provision maintained, Goodwill, Deferred Tax Assets etc., of BASIC Bank as on 31 December 2023 was TK. (802.78) crore. This had been calculated considering Regulatory Forbearance allowed by Bangladesh Bank for total provision shortfall of TK. 5,343.03 crore against loans and advances till the finalization of Financial Statements for the year 2024 of the Bank vide its letter no# DOS(CAMS)1157/41(Dividend)/2024-1839 dated 30 April 2024. As per the Forbearance, Regulatory Capital was calculated without adjusting shortfall in provision against NPL which was TK. 4,938.10 crore.

Additional Tier-1 (AT-1) Capital shall consist of Non-cumulative Irredeemable Preference Shares account, Instruments issued by the banks that meet the qualifying criteria for the same, Minority Interest etc. after netting regulatory adjustments. On 31 December 2023, the Bank only had a Non-cumulative Irredeemable Preference Shares account for TK. 120.50 crore in AT-1 Capital.

On the other hand, Tier-2 Capital represents other elements which fall short of some of the characteristics of the core capital but contribute to the overall strength of a bank. Tier-2 Capital shall consist of General Provisions, Subordinated Debt/Instruments issued by the banks etc. after netting regulatory adjustments. The Bank had a total of TK. 50.94 crore eligible for Tier-2 Capital on 31 December 2023.

These instructions have been adopted in a phased manner starting from the January 2015, with full implementation of capital ratios from the beginning of 2019. All banks will be required to maintain the capital adequacy ratios on an ongoing basis as per following table:

Particulars	2015	2016	2017	2018	2019 & Onward
Minimum CET-1 Capital Ratio	4.50%	4.50%	4.50%	4.50%	4.50%
Minimum T-1 Capital Ratio	5.50%	5.50%	6.00%	6.00%	6.00%
Minimum Total Capital Ratio	10.00%	10.00%	10.00%	10.00%	10.00%
Capital Conservation Buffer (CCB)	-	0.625%	1.25%	1.875%	2.50%
Minimum CET-1 plus CCB	4.50%	5.125%	5.75%	6.375%	7.00%
Minimum T-1 Capital Ratio plus CCB	5.50%	6.125%	7.25%	7.875%	8.50%
<b>Minimum Total Capital plus CCB</b>	<b>10.00%</b>	<b>10.625%</b>	<b>11.25%</b>	<b>11.875%</b>	<b>12.50%</b>

<u>Quantitative Disclosures</u>	Tier- 1 Capital (Going Concern Capital) <span style="float: right;">(Amount in crore TK.)</span>			
<b>b.</b> The amount of Regulatory Capital, with separate disclosure of: <ul style="list-style-type: none"> <li>• CET-1 Capital</li> <li>• Additional Tier-1 Capital</li> <li>• Total Tier-1 Capital</li> <li>• Tier-2 Capital</li> </ul>	<b>Common Equity Tier-1</b>			
	Fully Paid-up Capital	1,084.70		
	Statutory Reserve	222.47		
	General Reserve	4.00		
	Retained Earnings	(4,624.24)		
	Others (fresh fund provided by Govt. in the process of converting to capital)	2,600.00		
			(713.07)	
	<b>Regulatory Adjustments (from CET-1):</b>			
	Shortfall in provisions against NPL	0.00		
	Deferred Tax Assets (DTA)	89.71		
	Total Deductions from CET-1		(89.71)	
	<b>• Total Common Equity Tier-1 Capital [A]</b>			<b>(802.78)</b>
	<b>Additional Tier-1 Capital</b>			
	Non-cumulative irredeemable pref. shares	120.50		
	<b>• Total Additional Tier-1 Capital [B]</b>			<b>120.50</b>
<b>• Total Tier-1 Capital [A+B]</b>			<b>(682.28)</b>	
<b>Tier- 2 Capital (Gone Concern Capital)</b>				
General Provision	50.94			
		50.94		
<b>Regulatory Adjustments (from Tier-2):</b>				
Total Deductions from Tier-2		(0.00)		
<b>• Total Tier- 2 Capital [C]</b>			<b>50.94</b>	
<b>Total Regulatory Capital [A+B+C] *</b>			<b>(631.34)</b>	

\* Regulatory Forbearance was allowed by Bangladesh Bank for total provision shortfall of TK. 5,343.03 crore against loans and advances till the finalization of Financial Statements for the year 2024 of the Bank vide its letter no# DOS(CAMS)1157/41(Dividend)/2024-1839 dated 30 April 2024. As per the Forbearance, Regulatory Capital was calculated without adjusting TK. 4,938.10 crore as shortfall in provision against NPL.

### C) Capital Adequacy

<u>Qualitative Disclosures</u>	<p>a) A summary discussion of the bank's approach to assessing the adequacy of its capital to support current and future activities.</p> <p>Capital Adequacy is the cushion required to be maintained for covering the Credit Risk, Market Risk and Operational Risk so as protecting the depositors and general creditors' interest against such losses. In line with latest Guidelines on Risk Based Capital Adequacy that has been issued through BRPD Circular No. 18 dated December 21, 2014, the Bank has adopted Standardized Approach (SA) for computing capital requirement for Credit Risk and Market Risk and Basic Indicator Approach (BIA) for computing capital requirement for Operational Risk.</p>			
<u>Quantitative Disclosures</u>	(Amount in crore TK.)			
b) Capital requirement for Credit Risk				1,639.78
c) Capital requirement for Market Risk				28.74
d) Capital requirement for Operational Risk				215.09
<b>e) Capital to Risk Weighted Assets Ratio:</b>	<b>Total</b>	<b>CET-1</b>	<b>Tier-1</b>	<b>Tier-2</b>
• For the consolidated group	N/A	N/A	N/A	N/A
• For stand alone	-3.35%	-4.26%	-3.62%	0.27%
f) Capital Conservation Buffer Maintained (2.50% of CET-1)				0.00
g) Available Capital under Pillar-2 req.				0.00

## D) Credit Risk

### Qualitative Disclosures

a. The general qualitative disclosures requirement with respect to credit risk, including:

- Definitions of past due and impaired (for accounting purposes);

To define past due and impairment through classification and provisioning, BASIC Bank Limited follows Bangladesh Bank circulars and guidelines.

All loans and advances are categorized into 04 (four) types for the purpose of classification, namely-(a) Continuous Loan, (b) Demand Loan, (c) Fixed Term Loan, and (d) Short-term Agricultural & Micro Credit.

The basis for determination of Past Due/Overdue period is as under:

Types of Facility	Past Due/Overdue Period
<b>Continuous Loan</b>	If not repaid/renewed within the fixed expiry date for repayment or after the demand by the Bank is treated as past due/overdue from the following day of the expiry date.
<b>Demand Loan</b>	If not repaid within the fixed expiry date for repayment or after the demand by the Bank is treated as past due/overdue from the following day of the expiry date.
<b>Fixed Term Loan</b>	In case of any installment(s) or part of installment(s) is not repaid within the fixed expiry date, the amount of unpaid installment(s) is treated as past due/overdue after 6 months of the expiry date.
<b>Short-term Agricultural &amp; Micro Credit</b>	If not repaid within the fixed expiry date for repayment is treated as past due/overdue after 6 months of the expiry date.

The summary of objective criteria for loan classification is as below:

Types of Facility	Past Due/Overdue Period for Loan Classification		
	Sub-standard (SS)	Doubtful (DF)	Bad Loss (B/L)
<b>Continuous Loan &amp; Demand Loan (except CMSME)</b>	3 months or more but less than 9 months	9 months or more but less than 12 months	12 months or more
<b>Fixed Term Loan (except CMSME)</b>	9 months or more but less than 15 months	15 months or more but less than 18 months	18 months or more
<b>Continuous &amp; Demand Loan (BRPD circular no. 16 under CMSME)</b>	6 months or more but less than 18 months	18 months or more but less than 30 months	30 months or more
<b>Fixed Term Loan (BRPD circular no.16 under CMSME)</b>	12 months or more but less than 24 months	24 months or more but less than 36 months	36 months or more
<b>Short-term Agricultural &amp; Micro Credit</b>	12 months or more but less than 36 months	36 months or more but less than 60 months	60 months or more

- Description of approaches followed for specific and general allowances and statistical methods

Type of Loans & Advances	Required Provision (% of Base for Provision)					
	Standard	SMA	SS	DF	BL	
Consumer Finance	Housing Finance	1%	1%	20%	50%	100%
	Loans to Professionals	2%	2%	20%	50%	100%
	Other than Housing finance and loans to professionals	2%	2%	20%	50%	100%
Loans to Brokerage House, Merchant Bank or Stock Dealers, etc.	1%	1%	20%	50%	100%	
CMSME Financing	0.25%	0.25%	5% & 20%	20% & 50%	100%	
Others	1%	1%	20%	50%	100%	
Short term Agri. Credit and Micro Credit	1%	1%	5%	5%	100%	

- Discussion of the Bank's credit risk management policy

Credit risk is defined as the possibility of failure of the Bank's borrower(s) to meet the financial obligation in accordance with agreed terms. The main objective of credit risk management is to minimize the negative impact through adopting proper measures and also limiting credit risk exposures within acceptable limit.

BASIC Bank Limited has a Credit Risk Management Division (CRMD) as well as a Credit Risk Management Committee (CRMC) for prudent management of credit risk. Final authority and responsibility for all activities that expose the Bank to credit risk belong to the Board of Directors. The Board, however, delegated specific authority to the Managing Director and other Executives of the Bank through a well structured delegation of power. Besides, the Board determines Risk Appetite for credit risk of the Bank desiring optimum business mix, risk preference etc. The Bank strictly adheres to the regulatory policies; rules etc. as regard to credit management and are in compliance with regulatory requirements as stipulated by Bangladesh Bank from time to time. The credit assessment process of the Bank is initiated at Branch as well as Circle Offices which include all plausible aspects including eligibility of the borrower, requirement of information and/or documents etc. While assessing the overall rating of borrowers, the Bank follows Bangladesh Bank's prescribed Internal Credit Risk Rating (ICRR) system which captures quantitative and qualitative issues related to financial risk, performance behavior, business and industry risk, management risk, security risk, relationship risk and compliance risk. Collateral values are also accurately identified by using standard evaluation methodologies. Bank procedures require verification including certification by Bank officials during initial, annual and periodic reviews including genuineness checking of collaterals. All these procedures are also ensured before sanction of the loan through Credit Pre-Audit Cell of Audit & Inspection Division under Internal Control & Compliance of the Bank. Respective branch, Circles, as well as Internal Control & Compliance (ICC) of the Bank are simultaneously engaged in effective credit monitoring of the Bank. Besides, Risk Management Division of the Bank reviews various parameters of credit risk, e.g. concentration, quality of assets etc. on time to time and places the observations to All Risk Committee of the Bank.

BASIC Bank Limited is very much concerned with managing non-performing loan (NPL) which is being conducted by Recovery Division of the Bank. The Bank follows Bangladesh Bank's BRPD Circular for classification of loans & advances & provisioning. Recovery positions of the Bank are regularly reviewed and potential alternative actions are relentlessly asserted. Targets for the branches are determined to recover classified and write-off loans and advances. Head Office Executives and officials have also been assigned with the responsibility of recovery of classified and write-off loans of branches of the Bank. Circle Offices are also designated with the responsibility of monitoring recovery of branches of the Bank. Moreover, Write-off Loan Recovery Unit, Special Asset Management Unit (SAM), Intelligence Unit and Mamla Porjobekkhon Unit are also working in this regard.





## Quantitative Disclosures

b. Total gross credit risk exposures broken down by major types of credit exposure.

Type	Amount (in crore Tk.)	Percentage
Term Loan	6,790.94	51.63%
Cash Credit	1,987.53	15.11%
Overdraft	1,131.12	8.60%
Export/Packing Credit	41.43	0.32%
Loan Against Trust Receipt	225.53	1.71%
Real Estate Loan	796.42	6.06%
Transport Loan	449.38	3.42%
Micro Credit Financing	106.54	0.81%
Staff Loan	284.48	2.16%
Bill Purchased & Discounted	93.37	0.71%
Others	1,245.74	9.47%
<b>Total</b>	<b>13,152.48</b>	<b>100.00%</b>

c. Geographical distribution of exposures, broken down in significant areas by major types of credit exposure.

Division	Amount (in crore Tk.)	Percentage
Dhaka	7,789.71	59.23%
Chattogram	2,227.88	16.94%
Rajshahi	593.00	4.51%
Khulna	642.01	4.88%
Barishal	84.71	0.64%
Sylhet	126.12	0.96%
Rangpur	847.18	6.44%
Mymensingh	841.87	6.40%
<b>Total</b>	<b>13,152.48</b>	<b>100.00%</b>

d. Industry or counterparty type distribution of exposures, broken down by major types of credit exposure.

Sector (only industrial loan)	Amount (in crore Tk.)	Percentage
Food & Allied	1,567.30	16.92%
Textile	509.35	5.50%
ERMG	924.53	9.98%
Accessories	197.27	2.13%
Jute Product & Allied	485.77	5.24%
Forest Product & Allied	11.95	0.13%
Paper, Board, Printing & Packaging	442.99	4.78%
Tannery, Leather and Rubber	442.28	4.77%
Chem. Pharm. and Allied	210.75	2.27%
Glass, Plastic, Ceramic & other non-metal	242.34	2.62%
Engineering	683.71	7.38%
Electrical & Electronics	59.60	0.64%
Service Industry	801.50	8.65%
Misc. Industry	2,382.81	25.72%
Industry not elsewhere classified	302.72	3.27%
<b>Total</b>	<b>9,264.87</b>	<b>100.00%</b>

	Type of credit exposure	Amount (in crore Tk.)	Percentage
e. Residual contractual maturity breakdown of the whole portfolio, broken down by major types of credit exposure.	Up to 01 Month	156.09	1.19%
	Above 1 month but not more than 3 month	1,420.48	10.80%
	Above 3 month but not more than 1 year	2,607.90	19.83%
	Above 1 year but not more than 5 years	6,480.34	49.27%
	Above 5 years	2,487.67	18.91%
	<b>Total</b>	<b>13,152.48</b>	<b>100.00%</b>

f. By major industry or counterparty type:	(Amount in crore Tk.)
<ul style="list-style-type: none"> <li>Amount of impaired loans and if available, past due loans, provided separately; <ul style="list-style-type: none"> <li>Unclassified loans (STD + SMA) 4,819.73</li> <li>Classified loans (SS + DF + BL) 8,332.75</li> </ul> </li> <li>Specific and general provisions; <ul style="list-style-type: none"> <li>General provision for loans 35.08</li> <li>Specific provision for loans 501.12</li> </ul> </li> <li>Charges for specific allowances and charge-offs during the period. 0.00</li> </ul>	
g. Movement of NPLs & Provisions:	(Amount in crore Tk.)
Gross Non Performing Loans (NPLs)	8,332.75
Non Performing Loans (NPLs) to Outstanding Loans & Advances	63.35%
<b>Movement of Non Performing Assets (NPAs)</b>	
Opening balance	7,786.65
Additions	643.17
Reductions	(97.07)
Closing balance	8,332.75
<b>Movement of specific provisions for NPAs</b>	
Opening balance	955.47
Provisions made during the period	0.00
Provision provided for Write-off/Interest Waived	(430.33)
Transferred to Provision for Non-Banking Assets	(5.42)
Transferred to Provision for COVID-19	(18.60)
Closing balance	501.12

## E) Equities: Disclosures for Banking Book Positions

### Qualitative Disclosures

a. The general qualitative disclosure requirement with respect to Equity Risk, including:

- |   |   |
|---|---|
| <ul style="list-style-type: none"> <li>Differentiation between holdings on which capital gains are expected and those taken under other objectives including for relationship and strategic reasons; and</li> </ul>   | <p>Equity investments of the Bank are mainly for capital gain purpose and dividend earnings from invested securities of various companies. Bank also has some equity investment for strategic purpose.</p>                          |
| <ul style="list-style-type: none"> <li>Discussion of important policies covering the valuation and accounting of equity holdings in the banking book. This includes the accounting techniques and valuation methodologies used, including key assumptions and practices affecting valuation as well as significant changes in these practices.</li> </ul> | <p>The holding of Bank's quoted and unquoted shares are valued at cost price. Provisions are made at the end of the year if total market value of the quoted and un-quoted shares is lower than the cost value of those shares.</p> |



### Quantitative Disclosures

<p>b. Value disclosed in the balance sheet of investments, as well as the fair value of those investments; for quoted securities, a comparison to publicly quoted share values where the share price is materially different from fair value.</p>	<p>Value disclosed (cost value of Quoted &amp; Un-quoted securities) in the balance sheet of investments was Tk. 135.15 crore and market value of which was Tk. 119.84 crore.</p> <p>Cost value of investment in Quoted Securities was Tk. 128.81 crore and market value thereof was Tk. 113.33 crore.</p>
<p>c. The cumulative realized gains (losses) arising from sales and liquidations in the reporting period.</p>	<p>Nil</p>
<p>d.</p> <ul style="list-style-type: none"><li>• Total unrealized gains (losses)</li><li>• Total latent revaluation gains (losses)</li><li>• Any amounts of the above included in Tier- 2 capital.</li></ul>	<p>Total unrealized losses were Tk. 15.30 crore.</p> <p>Nil</p> <p>Nil</p>
<p>e. Capital requirements broken down by appropriate equity groupings, consistent with the bank's methodology, as well as the aggregate amounts and the type of equity investments subject to any supervisory provisions regarding regulatory capital requirements.</p>	<p>Specific Market Risk: Tk. 13.51 crore</p> <p>General Market Risk: Tk. 13.51 crore</p> <p>Total capital charge on equities: Tk. 27.02 crore</p>

## F) Interest Rate Risk in the Banking Book (IRRBB)

### Qualitative Disclosures

<p>a. The general qualitative disclosure requirement including the nature of IRRBB and key assumptions, including assumptions regarding loan prepayments and behavior of non maturity deposits, and frequency of IRRBB measurement.</p>	<p>Interest Rate Risk in the Banking Book is the risk of changes in market interest rate. Any positive or negative movement in the market interest rate affects the value of the banking book. It affects the current earning as well as the net worth of the Bank.</p>
---	---

### Quantitative Disclosures

<p>b. The increase (decline) in earnings or economic value (or relevant measure used by management) for upward and downward rate shocks according to management's method for measuring IRRBB, broken down by currency (as relevant).</p>	<p>Market Value of Assets: Tk. 16,940.33 crore</p> <p>Market Value of Liabilities: Tk. 17,450.37 crore</p> <p>Weighted average of Duration Gap: 0.96 years</p> <p>CRAR after different level of shocks:</p> <ul style="list-style-type: none"><li>• Minor Level : -4.17%</li><li>• Moderate Level : -4.97%</li><li>• Major Level : -5.77%</li></ul>
--	---

## G) Market Risk

### Qualitative Disclosures

a. Views of BOD on trading/investment activities

As the Market Risk is the probability of losing assets in Balance Sheet and Off-Balance Sheet position arising out of the volatility in market variables i.e., interest rate, exchange rate and price; the Board of Directors approves all necessary policies related to Market Risk and review them on regular basis.

Methods used to measure Market Risk

Standardized Approach has been used to measure the Market Risk.

Market Risk Management system

Treasury & Capital Market Services Division, Mid Office Division & Back Office Division of the Bank have been functioning to manage market risk covering liquidity, interest rate and foreign exchange risks with oversight by Asset-Liability Management Committee (ALCO) comprising Senior Executives and is chaired by the Managing Director of the Bank.

Risk Management Division also reviews the market risk parameters time to time and places the observations to All Risk Committee of the Bank.

Policies and processes for mitigating Market Risk

There are approved limits for advance deposit ratio, liquid assets to total deposit ratio, liquid assets to short term liabilities, net open position, LCR, NSFR, WBG, structural liquidity profile, maturity mismatch, commitments for both on-balance sheet and off-balance sheet items etc. The limits are monitored and enforced regularly to protect the Bank against market risks. These limits are reviewed based on prevailing market and economic conditions to minimize risk due to market fluctuation.

### Quantitative Disclosures

b. The capital requirements for:

(Amount in crore Tk.)

Interest Rate Risk;	1.47
Equity Position Risk;	27.03
Foreign Exchange Risk; and	0.24
Commodity Risk	0.00

## H) Operational Risk

### Qualitative Disclosures

a. Views of BOD on system to reduce Operational Risk	As the Operational Risk is defined as the risk of loss resulting from inadequate or failed internal processes, people and system or from external events, the Board of Directors approves all necessary policies related to operational risk and reviews them on regular basis.
Performance gap of executives and staffs	Bank has internal manuals on Internal Control & Compliance and on Human Resource where details of operational policies, procedures and HR related activities have been stated, which is approved by the Board of Directors.
Potential external events	Bank regularly monitors and reviews the performance of Executives both quantitatively and qualitatively through analysis of achievement of business target in various parameters and behavioral, tactical and leadership aspects through confidential evaluation process.
Policies and processes for mitigating Operational Risk	No potential external events are expected to expose the Bank to significant Operational Risk.
	The internal control and compliance policy is approved by the Board taking into account relevant guidelines of Bangladesh Bank for mitigating operational risks. The Bank has three Divisions under Internal Control and Compliance, namely Audit & Inspection Division, Monitoring Division and Compliance Division.
	Audit and Inspection team regularly works to detect and remove procedural flaws, errors and frauds. Monitoring Division ensures proper implementation of control tools to strengthen internal check and internal control system of the Bank. Compliance Division works to ensure all sorts of regulatory and policy compliance to help smooth operation and maintain consistency and thus reduce risk. The Bank is using some tools for mitigating operational risk such as Self Assessment of Anti-fraud Internal Control; Quarterly Operational Report (QOR) and Departmental Control Function Check List (DCFCL) in line with the Bangladesh Bank's relevant Instructions and recommendations. It is required to submit the statement on Self Assessment of Anti-fraud Internal Control to Bangladesh Bank on quarterly rest.

Bank's Anti-Money Laundering Division is devoted to thwart all money laundering and terrorist finance related activities. The Central Customer Service & Complaints Management Unit is also engaged in mitigating the operation risks of the Bank.

Bank is running through centralized real time online system. External events like natural disasters and unauthorized access to Bank's centralized computer system can affect the Bank significantly. Bank has alternative arrangement for disaster recovery and a highly qualified team of IT experts who are working to prevent any type of unauthorized access.

Approach for calculating capital charge for operational risk

Bank uses Basic Indicator Approach for calculating capital charge for Operational Risk as per instruction of Bangladesh Bank.

**Quantitative Disclosures**

b. The capital requirements for Operational Risk: Tk. 215.09 crore

**I) Liquidity Ratio**

**Qualitative Disclosures**

a. Views of BOD on system to reduce liquidity Risk

Board of Directors (BOD) has instructed to follow all the guidelines and instructions related to liquidity risk management with utmost importance. Moreover, the BOD has also instructed to maintain liquidity at an optimum level so that no liquidity ratio can violate regulatory range.

Methods used to measure Liquidity Risk

The Bank uses 'Cash-Flow Approach' and 'Stock Approach' for measuring Liquidity Risk. Under 'Cash-Flow Approach' Liquidity Risk is tracked through maturity or cash flow mismatches. Calculation of gaps at various 'time-buckets', is adopted as standard tool for measuring Liquidity Risk. While, Liquidity Risk under 'Stock Approach' is measured liquidity position of various Balance-Sheet items.

Liquidity Risk management system

Liquidity Risk is the potential inability to meet the liabilities as they become due. 'Cash-Flow Approach' and 'Stock Approach' are used for managing, monitoring and measuring Liquidity Risk. The Liquidity/Fund requirements under stress situations, sources of raising the funds and its possible impact on profit and loss are also worked out at quarterly interval.

Policies and processes for mitigating Liquidity Risk

Various regulatory ratios/limits like ADR, CRR, SLR, LCR, and NFSR, etc. are in place to apply the stock approach to monitor and to control Liquidity Risk and various liquidity related ratios are reported to Bangladesh Bank on weekly, monthly and quarterly basis.

#### **Quantitative Disclosures**

<b>b.</b> Liquidity Coverage Ratio (LCR)	236.14%
Net Stable Funding Ratio (NSFR)	123.97%
Stock of High quality liquid assets	Tk. 2,804.08 crore
Total net cash outflows over the next 30 calendar days	Tk. 1,187.45 crore
Available amount of stable funding	Tk. 15,254.62 crore
Required amount of stable funding	Tk. 12,305.34 crore

## **J) Leverage Ratio**

#### **Qualitative Disclosures**

**b.** Views of BOD on system to reduce excessive leverage

The Board of Directors has instructed the management to follow all guidelines and instructions that are given by regulators in order to reduce excessive leverage in the Bank.

Policies and processes for managing excessive on and off-balance sheet leverage

The Leverage Ratio is calibrated to act as a credible supplementary measure to the risk based capital requirements. The Leverage Ratio is intended to constrain the build-up of leverage in the Bank and to reinforce the risk based requirements with an easy to understand and a non-risk based measure.

Approach for calculating exposure

The Bank has been aware of its leverage and has been trying to increase its core capital as well has controlling the growth of on and off-balance sheet exposure.

The accounting measure of exposure is generally followed to calculate total exposure for leverage ratio. The Bank includes both on and off-balance sheet items for measuring total exposure as instructed by the Guidelines on Risk Based Capital Adequacy of Bangladesh Bank.

#### **Quantitative Disclosures**

<b>b.</b> Leverage Ratio	-4.05%
On-Balance Sheet Exposure	Tk. 16,317.02 crore
Off-Balance Sheet Exposure	Tk. 606.11 crore
Total Exposure (after related deductions)	Tk. 16,833.42 crore

## K) Remuneration Policy

### Qualitative Disclosures

#### a. Information relating to the bodies that oversee remuneration.

Name, composition and mandate of the main body overseeing remuneration.

The Board of Directors of the Bank oversees the remuneration policy. At the beginning, the Board forms "Pay Scale Committee". The committee examines the proposed pay scales, fringe benefits and allowances thoroughly and submits their recommendations after suitable adjustment, amendment or modification where applicable. Eventually, the Board approves the policy. The Human Resources Division executes the approved remuneration structure.

External consultants whose advice has been sought, the body by which they were commissioned and in what areas of the remuneration process.

Not Applicable.

A description of the scope of the bank's remuneration policy (e.g., by regions, business lines), including the extent to which it is applicable to foreign subsidiaries and branches.

At present the Bank is following "Government Pay Scale এস.আর.ও নং-৩৭০-আইন ২০১৫ এম মাধ্যমে প্রণীত চাকরি স্বশাসিত (Public Bodies) এবং রাষ্ট্রায়ত্ত্ব প্রতিষ্ঠানসমূহ (বেতন ও ভাতাদি) আদেশ ২০১৫" as remuneration policy for the employees based on their designation. There are different provisions for those who fall under disciplinary proceedings. The Bank has no foreign subsidiaries and branches.

A description of the types of employees considered as material risk takers and as senior managers, including the number of employees in each group.

Senior Management, Branch Managers and Divisional Heads may be considered as Material Risk Takers of the Bank. 'Senior Manager' refers to Senior Management in the rank of Deputy General Manager to Managing Director & CEO. As on 31 December 2023, the number of each group is as like as DGM: 36, GM: 08, DMD: 01 & MD: 01

#### b. Information relating to the design and structure of remuneration processes.

An overview of the key features and objectives of remuneration policy.

Only cash and cash equivalent remuneration is being permitted whereas there are no equity or equity linked payments.

The objectives of the remuneration policy incorporates:

- to attract and retain skilled and motivated employees; and
- to incentivize executive to lead employees to achieve goals.





Whether the remuneration committee reviewed the firm's remuneration policy during the past year and if so, an overview of any changes that was made.

A discussion of how the bank ensures that risk and compliance employees are remunerated independently of the businesses they oversee.

**c. Description of the ways in which current and future risks are taken into account in the remuneration processes.**

An overview of the key risks that the bank takes into account when implementing remuneration measures.

An overview of the nature and type of the key measures used to take account of these risks; including risks difficult to measure (values need not be disclosed).

A discussion of the ways in which these measures affect remuneration.

A discussion of how the nature and type of these measures has changed over the past year and reasons for the change, as well as the impact of changes on remuneration.

Remuneration policy is reviewed upon changes made by Govt. as the Bank is following National Pay Scale-2015 approved by the Board of Directors vide its meeting no-487 held on 21/12/2019 effective from 22/12/2019.

The policy aims to ensure that quality human resources are being employed, retained and compensated in accordance with their responsibilities and expertise. There is no scope of independent remuneration provision at the current pay scale of the Bank for the risk and compliance employees.

The level and composition of the remuneration deems to be appropriate and fair in the context of the interests of the Bank. The Bank aims to maintain a strong risk framework and continuous assessment of the risks in order to protect its resources.

In this context, Bank employs an array of measures based on the nature and types of business lines/segments. The most effective tools and indicators used for measuring such risks include asset quality ratio (NPL ratio), Net Interest Margin (NIM) ratio, provision coverage ratio, credit-deposit ratio, cost-income ratio as well as some non-financial indicators such as compliance status as per regulatory norms etc.

The key measures of the remuneration policy commensurate with the process of setting targets, Annual Performance Appraisals (APA) and the long term plans of the Bank. At the end of each financial year, the actual performance of the Bank is being assessed with target set at the beginning of the year. Bank evaluates each employee's performance on annual basis based on some pre-determined financial and non-financial indices. However, there are significant implications of the above measures on the remuneration policy of the Bank.

In the previous year, the Bank did not experience any changes of these measures affecting remuneration.

**d. Description of the ways in which the bank seeks to link performance during a performance measurement period with levels of remuneration.**

An overview of main performance metrics for bank, top-level business lines and individuals.

The main performance metrics is the outcome of a comprehensive review of some performance indicators such as Profitability, Capital to Risk Weighted Ratio (CRAR), Liquidity Ratios, Return on Assets (ROA), Cost to Income Ratio, Net Interest Margin (NIM), NPL Ratio, Loan Growth, and Deposit Growth etc.

A discussion of how amounts of individual remuneration are linked to bank-wide and individual performance.

Though fixed remuneration pool is defined over the years (generally after 03 years), variable remuneration package (incentives bonus) does not arise unless a predetermined level of profit is achieved despite personal achievements of employees.

A discussion of the measures the bank will in general implement to adjust remuneration in the event that performance metrics are weak.

A set remuneration process is in practice. Weak performance metrics/scorecards hardly affect the remuneration practice.

**e. Description of the ways in which the bank seeks to adjust remuneration to take account of longer-term performance.**

A discussion of the bank's policy on deferral and vesting of variable remuneration and, if the fraction of variable remuneration that is deferred differs across employees or groups of employees, a description of the factors that determine the fraction and their relative importance.

The Bank does not offer any deferred variable remuneration.

A discussion of the bank's policy and criteria for adjusting deferred remuneration before vesting and (if permitted by national law) after vesting through claw back arrangements.

Not Applicable

**f. Description of the different forms of variable remuneration that the bank utilizes and the rationale for using these different forms.**

An overview of the forms of variable remuneration offered (i.e., cash, shares and share-linked instruments and other forms)

Only cash based remuneration exists.

A discussion of the use of the different forms of variable remuneration and, if the mix of different forms of variable remuneration differs across employees or groups of employees), a description the factors that determine the mix and their relative importance.

Not Applicable.



## Quantitative Disclosures

<p><b>g.</b> Number of meetings held by the main body overseeing remuneration during the financial year and remuneration paid to its member.</p>	<p>Nil</p>
<p><b>h.</b></p> <ul style="list-style-type: none"> <li>• Number of employees having received a variable remuneration award during the financial year.</li> <li>• Number and total amount of guaranteed bonuses awarded during the financial year.</li> <li>• Number and total amount of sign-on awards made during the financial year.</li> <li>• Number and total amount of severance payments made during the financial year.</li> </ul>	<p>Nil</p> <p>Number of employees: 1879 Total amount: Tk. 15.50 Crore only (for 2 festival bonuses and Boishakhi Bonus).</p> <p>No such awards given during the financial year.</p> <p>Nil</p>
<p><b>i.</b> Total amount of outstanding deferred remuneration, split into cash, shares and share-linked instruments and other forms. Total amount of deferred remuneration paid out in the financial year.</p>	<p>Nil</p>
<p><b>j. Breakdown of amount of remuneration awards for the financial year to show:</b></p> <ul style="list-style-type: none"> <li>• Fixed</li> <li>• Variable.</li> <li>• Deferred and non-deferred.</li> <li>• Different forms used (cash, shares and share linked instruments, other forms).</li> </ul>	<p>Tk. 9.69 crore only. (Amount includes partial/due payment to the Executives who served during the period).</p> <p>Nil</p> <p>Nil</p> <p>Cash only</p>
<p><b>k. Quantitative information about employees' exposure to implicit (e.g., fluctuations in the value of shares or performance units) and explicit adjustments (e.g., claw backs or similar reversals or downward revaluations of awards) of deferred remuneration and retained remuneration:</b></p> <ul style="list-style-type: none"> <li>• Total amount of outstanding deferred remuneration and retained remuneration exposed to ex post explicit and/or implicit adjustments.</li> <li>• Total amount of reductions during the financial year due to ex post explicit adjustments.</li> <li>• Total amount of reductions during the financial year due to ex post implicit adjustments.</li> </ul>	<p>Not Applicable</p> <p>Not Applicable</p> <p>Not Applicable</p>



# SUSTAINABILITY REPORT



Sustainable Banking means providing socially and environmentally responsible products and services that will have long term positive impact to financial institutes and community as a whole. Financial institutions unwilling to follow the path towards sustainability will lose competitiveness. A new “triple bottom line” approach “people, planet and profit” to banking contextualizes the relationships between people, the social equity bottom line; planet, the environmental bottom line; and profit, the economic bottom line. Guided by these, BASIC Bank is anchored on creating a holistic impact that benefits all constituents of its stakeholder ecosystem.

This type of banking focuses on responsible and inclusive lending, promoting projects and programs in line with Environmental, Social and Governance (ESG) investing. An ESG framework guides investment decisions to factor in the impact on the environment, social issues and overall governance instead of just potential returns.

As a development financial institution, BASIC Bank has demonstrated its commitment firmly towards sustainable development to foster social and economic growth. To meet the expectations of the stakeholders, the Bank is concentrating on sustainability of its business. BASIC Bank emphasizes Environmental, Social and Governance (ESG) investing while it's lending programs. As a part of social commitment, Bank prioritizes by ascertaining investment of 50 percent of its loan able funds in the Small and Medium Scale Industries (SMIs).

BASIC Bank places of high importance in avoiding environmentally hazardous and socially undesirable projects. While financing various projects reports related to 'Initial Environmental Examination' as well as 'Environmental and Social Impact Assessment' are taken care of and Environmental and Social Due Diligence (ESDD) are also conducted prior to fund the projects. What is more, the Bank categorically performs Environmental and Social Risk Rating (ESRR) with conformity to prudential regulations and put due weight on social return on investment before approving any credit proposals. The Bank is promoting the 'green' initiatives through effective finance; it also facilitates to micro credit borrowers through direct approach and indirectly through the role of NGOs, Alternative Credit Delivery Channel and MFIs.

All branches of BASIC Bank are technologically sophisticated and fully fledged offices since inception. In addition, it is the first state owned bank that implemented real time on-line banking in the country where in-house environmental management has also been highly prioritized. The following issues are considered for implementing in-house environmental management of the Bank:

1. Using more daylight and saving electricity;
2. Conserving natural resources like water, gas, air and saving other physical resources like paper and stationery;
3. Using online communication technology extensively;
4. Incorporating the latest developments and trends of technologies for fostering utilization of energy ;
5. Setting up energy efficient devices while using energy efficient vehicles for corporate business travels;
6. Creating awareness among the employees for efficient use of electricity, water, gas, paper, stationary, fuel and re-use of equipments.

#### **Social Initiatives and CSR:**

The Bank confers its commitment to social issues such as employees' health and safety factors to borrower's entity, presence of child labor as well as forced labor, wage compensation, working hours, congenial atmosphere at the factories/offices etc. while assessing business proposals and making positive decisions in favor of the clients.

Socially responsible business is BASIC Bank's prime motto. Hence the Bank has been taking part in CSR activities since 2008. CSR areas of the bank include education, health, environment and climate change mitigation & adaptation, income generating activities, disaster management, infrastructure development, sports and culture, other sectors(as defined by Bangladesh Bank). Being a corporate citizen, the Bank reaffirms its commitment towards social wellbeing of the citizens of the country. As part of social responsibility, the Bank has established a day-care center in collaboration with other four nationalized commercial banks. This facility has been crafted for those working mothers who would not be burdened by the feeling of insecurity of their wards at home. The Bank along with other co-founders is contributing a proportional amount every month to incur operational expenditure of the center. On different occasions, the Bank has donated blankets under its CSR initiatives for the cold-stricken and natural calamity hit people of our country.

#### **Green Banking**

Green Banking is a part of global initiatives that are intended for financing environment friendly projects/ventures. Green Banking concerns for ethical standard of banking addressing sustainability and social responsibility in banking. Practice of Green Banking focuses on environment-friendly practices at all levels of organization and examines environmental impact of a project before maneuvering a financing decision.

Being a socially and environmentally responsible bank of the country, BASIC Bank persists to improve its own standard progressively while contributing in building socially responsible business environment taking into account the interest of the stakeholders. The Bank is aiming to create long-term resilient, sustainable economy, sustainable environment and social value. As part of these sustainability goals, BASIC Bank is supporting loans to environment friendly proposals and refraining from projects which are non-compliant. Policies have been put in place to increase BASIC Bank's exposure to climate change-mitigating industries; introducing 'Green Banking' products namely 'BASIC Alternative Power Generation System (Solar System) Financing Scheme' in the renewable energy sector.

The Bank conforms to the instructions stipulated in the detailed guidelines on Environmental and Social Risk Management (ESRM) circulated by Bangladesh Bank. Moreover, the Bank is continuously assessing Environmental & Social Risk Assessment-Generic Checklist in addition to existing Internal Credit Risk Rating System (ICRRS) for either of new, renewal, rescheduling and restructuring industrial projects.

BASIC Bank firmly promotes green banking to reach its long term strategic objective to be a green, triple bottom line bank where every decision will be taken with both financial and environmental considerations in mind. The Bank's green banking initiatives includes online & paperless banking, reducing green house gas emission, mapping bank's carbon foot print, efficient energy use, environment friendly projects, plant nursery and horticulture projects etc.

In 2023, the Bank assessed Environmental & Social Risk Assessment-Generic Checklist of 356 projects, business ventures worth BDT 22465.50 million. The bank also takes care on environmental and social issues while processing each loan proposal. The bank has stepped into green finance zone by funding 69 (Sixty Nine) projects comprising 41 (Forty one) brick fields, 3 (Three) plants for Installation of ETP and 8 (Eight) Integrated Cow Rearing & Bio Gas Plant, 4 (Four) Paper Bottle Recycling plant, 8 (Eight) Pet Bottle Recycling plant, 3 (Three)

'Polythene Recycling Plant', 1(one) 'Solar Panel Manufacturing Plant', 1(one) plant for Vermicompost, as of 31 December 2023 under project loan and working capital policy's.

### Women Empowerment

To ensure more involvement of women in country's economic activities, to make credit more available/convenient for women entrepreneurs and to promote women entrepreneurship, BASIC Bank has formed 'Women Entrepreneur Development Unit' at Head Office level and Women Entrepreneur Dedicated Desk at all of its branches. The bank has greatly contributed by means of financing 133 women entrepreneurs of BDT 463.30 million for the period of 2023. Of them, majority are small entrepreneurs. On the other hand, total outstanding of loan for women entrepreneurs as of 31 December 2023 was BDT 3387.32 million.

### Financial Inclusion

'Financial Inclusion' has become an issue of worldwide concern and a very popular term in the banking arena. Financial inclusion refers to delivery of banking services and credit at an affordable cost to the vast section of disadvantaged and low income group of people. The various financial services include savings, loans, insurance, payments, remittance facilities and financial counseling/advisory services within the formal financial system.

Millions of people across the country still remain unbanked or have limited access to banking services. For achieving SDG (Sustainable Development Goal) targets, financial inclusion is considered as a very important tool for Bangladesh to grow as a middle income country. BASIC Bank limited has taken initiative to bring the unbanked people of our country under the coverage of banking channel by opening bank account through financial inclusion program. The major focus under this program has given to the underprivileged, uprooted, street child, poor and low income group people.

BASIC Bank has always devised effective strategy for disbursing agricultural and rural credit (micro finance) targeting more financial inclusion of financially vulnerable people of the country. To promote financial inclusion, BASIC Bank has already launched different high yield deposit products and arranged promotional campaigns at divisional and district level through school banking conferences, development fairs, SME fairs etc. The Bank has conducted workshops, seminars, symposiums in branches in order to train its employees so that appropriate service can be delivered to the vulnerable people of the country.

### E-governance, Innovation And Facing The Challenge of Fourth Industrial Revolution in Banking Service

The Fourth Industrial Revolution (4IR) has now become a buzzword but still most of the people in Bangladesh are not much aware of how the new digital landscape will have a significant impact on their daily life and activities. Technologies like Artificial Intelligence (AI), Internet of Things (IOT), Augmented Reality (AR), Virtual Reality (VR), Cloud Computing, Blockchain Technologies, 3D Printing, BioTechnology, Robotic Engineering and the like are still far away to embrace due to lack of Training, Study and Research in our country.

In view of the above, our Bank has taken initiatives to train our employees in the aforesaid fields to face the challenges of Fourth

Industrial Revolution (4IR) which is the talk of the world nowadays.

During the last two decades of the twenty first century and at the advent of the new millennium, the banking industry has emerged as the most alluring sector amongst all others for its continuing strive in the field of innovative cultures by implementing & presenting more and more Innovative ideas for its customers. Innovation and its practices in the banking as well as public services is of utmost importance in easing public administration functions which play a significant role in enhancing employee efficiency and keeping congenial working environment everywhere. The honorable Prime Minister of Bangladesh has taken various initiatives for institutionalizing the issues of innovation in public services. Taking the purview of the instruction from access to Information (a2i) under the Prime Minister's Office, the Bank has constituted an 'Innovation Team' headed by a Deputy Managing Director.

The Central Innovation Team of BASIC Bank has been functioning as a working partner of the Ministry of Finance to minimize 'TCV' (Time, Cost and Visits), enhance the functional quality and increase the efficiency of the working force as well as to modernize and to develop new service rendering methods.

As part of the drive, the Bank has successfully initiated the following innovative ideas:

- (1) Real-time Utility Bill Payment System;
- (2) SMS Alert Service;
- (3) Automated Leave Register;
- (4) Automated Salary Payment Mechanism;
- (5) Credit Report Database;
- (6) 100% Real-time on-line banking in all branches
- (7) Wall Mag BASIC
- (8) E-training Portal
- (9) Call a Customer
- (10) BASIC Bank Whatsapp Banking Services App
- (11) Internet Banking (Magpie Apps)
- (12) E-KYC (Electronic Know Your Customers)
- (13) Electronic Wallet Fund Transfer (With bKash)
- (14) Magpie Apps
- (15) I-banking
- (16) Remit 365

Besides, the Bank is preparing itself with a view to implement the following innovative ideas within a shortest possible time.

- (1) Bangla QR Code Payment System
- (2) BASIC Rin Prokoron Engine
- (3) Cheque Book Issue Mechanism (From Any Branch)
- (4) On-line Account Opening Mechanism
- (5) Electronically Stationery Requisition & Supply
- (6) BASIC Lens (Observing Every Transaction Round The Clock) and many more.



## IMPLEMENTATION OF THE NATIONAL INTEGRITY STRATEGY

Generally integrity refers to behavioral development influenced by ethics and honesty. The concerns for ethics and standards in public life, and strategies to control corruption are now almost global and central to democratic governance and management of public services, particularly countries like Bangladesh. There are now growing recognitions in governments all over the world including Bangladesh to integrate measures for fighting corruption to their governance agenda. The present Government of Bangladesh by giving it top priority has formulated National Integrity Strategy (NIS) in 2012 and made National Integrity Strategy is an integral part of 'Vision 2021' as the document on 'Bangladesh Perspective Plan 2010-2021' put a greater importance towards prevention of corruption and committed to launch a movement in this regard. As a consequence, through a process of wide-ranging stakeholder consultations National Integrity Strategy was approved by the Cabinet Division in October, 2012.

Implementation of National Integrity Strategy (NIS) within a bank requires a comprehensive approach that integrates integrity related issues into the bank's operations, policies, culture and its day to day activities. By doing so, banks can enhance trust, protect their reputation, and contribute to the overall integrity and stability of the financial system. To implement the National Integrity Strategy, BASIC Bank Limited formed Ethics Committee and the Focal Point officer at Head Office as per instruction of the Financial Institutions Division (FID), Ministry of Finance and a time bound action plan was submitted to the same Ministry and the Bangladesh Bank. Subsequently, quarterly progress report on the implementation of the NIS is regularly submitted to the FID and the Bangladesh Bank. Besides, quarterly meeting of Ethics Committee is convened on regular basis. In order to increase awareness, ethics has been included in the training module of foundation and other courses for different level of employees arranged by BASIC Bank Training Institute. As a result, 321 employees have been trained on different approaches related to NIS during the year 2023. Besides, the Service Rules of the

Bank was revised to a great extent covering every aspect of service for betterment of employees of the Bank, which came into effect on July 01, 2015.

The Bank assigned one official in the rank of Assistant General Manager as responsible officer to provide information as per provision of the Right to Information Act, 2009. Besides, another official in the rank of Managing Director is assigned as appellate officer under the said Act. Besides, to reduce GRS the BASIC Bank has "Central Customer Service and Complaints Management Cell" at Head Office. At the same time acceptance of complaint through on-line is also in force. In order to monitor and supervise the banking rules, regulations and norms, the Bank has Audit and Inspection Division, Monitoring Division and Compliance Division. Besides, Audit Committee of the Board of Directors is also in existence for overall monitoring of the internal control and compliance of the Bank. In addition, the Bank has Risk Committee at management level to mitigate inherent risks involved in banking. The Risk Management Committee of the Board is also there to monitor and supervise the core risks in banking. The Risk Management Committees meet regularly at a certain interval to assess and minimize risks of the Bank. Head office integrates some NIS activities through its branch/sub-branches. To implement NIS, branch activities are performed through Ethics Committee at a smaller scale which provides a positive feedback. By implementing a national integrity strategy at the branch level, the Bank strengthens its overall governance, minimizes the risk of unethical practices, and builds trust with customers, shareholders, and other stakeholders.

As corruption erodes the institutional capacity of governments, increases business operational costs, discards corporate reputation, diverts essential public resources away from their rational uses and damages development efforts which all together impose direct costs on society and enhance the sufferings of the mass-people, so the National Integrity Strategy would help strengthening the practice of ethics inevitably towards betterment of the nation for which BASIC Bank is also working with its stakeholders.







# CORPORATE GOVERNANCE PRACTICES OF THE BANK

## Preface:

Corporate governance encompasses the framework of rules, relationships, systems and processes within which fiduciary authority is exercised and controlled in companies. The parties involved in corporate governance include the governing or regulatory bodies i.e., Bangladesh Bank, Bangladesh Securities and Exchange Commission, the Managing Director / Chief Executive Officer, the Board of Directors, Management and Shareholders. Other Stakeholders who take part include employees, suppliers, creditors, lenders, customers and the community at large. Good governance is an essential element in corporate success and sustainable economic growth of a nation. Being a stakeholder of the society BASIC Bank is keen to augment the corporate governance practices toward accountability, sustainable growth of the Bank as well as betterment of our economy.

## The Board:

The members of the Board of Directors of the Bank are appointed by the Financial Institutions Division, Ministry of Finance, Government of the People's Republic of Bangladesh. The Board with the chairmanship of Professor Dr. Abul Hashem started its journey through convening its first meeting (509th Board meeting) held on September 23, 2020. As on

December 31, 2023 the Board was comprised of seven members, of whom one was professional, two were bureaucrats, one was retired bureaucrat, two were retired banker and the rest one was the CEO of the Bank. Since January 2023, total 34 Board meetings were held up to December 2023. The Directors, having sound academic and professional background, skills and experiences, add value toward corporate governance and maximizing the shareholders' value.

The Board discharges its duties through convening Board meetings on regular basis as per Memorandum and Articles of Association of the Bank, directives of Bangladesh Bank as well as usual banking norms and practices.

## Chairman of the Board:

The Chairman, Professor Dr. Abul Hashem, a renowned professor of the University of Dhaka, was appointed for the first time on September 14, 2020 by the Ministry of Finance. Later, he was re-appointed as Director and Chairman of the Board on November 15, 2023. Mr. Hashem has been serving as the Vice Chancellor of Anwer Khan Modern University (AKMU), Dhaka and honorary Professor of Accounting & Information Systems, University of Dhaka in addition to his appointment as Chairman of BASIC Bank Limited.

## Attendance of the Directors in Board Meetings held during 2023:

SI No.	Name of the Director	Total No. of meetings held	No. of attendance	Remarks
1.	<b>Professor Dr. Abul Hashem</b> Chairman	34	34	-
2.	<b>Dr. Nahid Hossain</b> Director	34	34	-
3.	<b>Dr. Md. Abdul Khaleque Khan, F.F</b> Director	34	33	He could not attend the 622 <sup>th</sup> meeting held on 15.06.2023 due to personal reasons.
4.	<b>Mr. Shamim Ahammed</b> Director	34	34	-
5.	<b>Mr. Md. M. Latif Bhuiyan</b> Director	34	20	After his joining the Bank as Director in 619 <sup>th</sup> meeting held on 17.05.2023, a total of 20 Board Meetings were held up to 31.12.2023.
6.	<b>Mr. Md. Rafiqul Islam</b> Director	34	20	After his joining the Bank as Director in 619 <sup>th</sup> meeting held on 17.05.2023, a total of 20 Board Meetings were held up to 31.12.2023.
7.	<b>Mr. Md. Anisur Rahman</b> Managing Director & CEO	34	31	He could not attend meeting No. 621, 622 & 623 held on 06.06.2023, 15.06.2023 & 26.06.2023 respectively for attending Holy Hajj.

### **The Committees of the Board of Directors:**

As per Banking Companies Act 1991 (amended up to 2023), presently there are three committees of the Board, namely Executive Committee, Audit Committee and Risk Management Committee of the Board of Directors of the Bank. Each Committee operates under separate Terms of Reference (ToR) as per said Act and the guidelines of Bangladesh Bank.

#### **Executive Committee:**

The Board delegated administrative, financial and business authorities to the Executive Committee though all policy matters and strategic issues are under the jurisdiction of the Board of Directors of the Bank. The Executive Committee of the Bank as on 31.12.2023 was comprised of the following members:

1. Professor Dr. Abul Hashem - Chairman
2. Mr. Shamim Ahammed - Member
3. Mr. Md. Rafiqul Islam - Member

Only 01 meeting of the Executive Committee was held in 2023.

#### **Audit Committee:**

The ToR of the Audit Committee is based on the guidelines of Bangladesh Bank. The Audit Committee of the Bank as on 31.12.2023 was comprised of the following members:

1. Dr. Nahid Hossain - Chairman
2. Dr. Md. Abdul Khaleque Khan, F.F. - Member
3. Mr. Md. M. Latif Bhuiyan - Member

A total of 08 meetings of the Audit Committee were held in 2023.

#### **Risk Management Committee:**

The Risk Management Committee of the Board of Directors is a relatively new concept that was reflected through amendments to the Banking Companies Act in 2013. The ToR of the Risk Management Committee is based on the guidelines

of Bangladesh Bank. The Risk Management Committee of the Bank as on 31.12.2023 was comprised of the following members:

1. Dr. Md. Abdul Khaleque Khan, F.F. - Chairman
2. Dr. Nahid Hossain - Member
3. Mr. Shamim Ahammed - Member
4. Mr. Md. M. Latif Bhuiyan - Member
5. Mr. Md. Rafiqul Islam - Member

A total of 15 meetings of the Risk Management Committee were held in 2023.

#### **Compliance with Bangladesh Bank regulations:**

The Bank as a scheduled commercial bank gives priority towards meticulous compliance with all regulatory requirements of Bangladesh Bank focusing core risk management, capital adequacy, loan classification and provisioning, foreign exchange regulations, liquidity management, anti-money laundering guidelines, BASEL implementation etc.

#### **Compliance with Corporate Governance guidelines of Bangladesh Bank:**

The Bank follows the guidelines of Bangladesh Bank on corporate governance regarding responsibilities and accountabilities of the Board of Directors and responsibilities of the Chairman of the Board focusing credit and risk management, internal control, human resources management as well as income and expenses; responsibilities and accountabilities of the CEO and the contractual appointment of the Adviser, Consultant for any bank.

#### **Compliance with BSEC regulations:**

The Bank follows the applicable regulations of the Bangladesh Securities and Exchange Commission (BSEC) though it is yet to be a listed company.

# Managing Director's and Chief Financial Officer's Declaration to the Board on Integrity of Financial Statement

30 April 2024

The Board of Directors  
**BASIC Bank Limited**  
Senakalyan Bhaban  
195 Motijheel C/A  
Dhaka-1000

Subject: **Declaration on Financial Statements for the year ended on 31 December 2023.**

Dear Sirs,

In accordance with the condition No. 1(5)(XXV) of the notification No. BSEC/CMRRCD/2006-158/207/ Admin/80 Dated 03 June 2019 under section 2CC of the Securities and Exchange Ordinance, 1969, we do hereby declare that:

- (1) The Financial Statements of BASIC Bank Limited for the year ended on 31 December 2023 have been prepared in compliance with International Accounting Standards (IAS) or International Financial Reporting Standards (IFRS), as applicable in Bangladesh and any departure there from has been adequately disclosed;
- (2) The estimates and judgments related to the financial statements were made on a prudent and reasonable basis, in order for the financial statements to reveal a true and fair view;
- (3) The form and substance of transactions and the Bank's state of affairs have been reasonably and fairly presented in its financial statements;
- (4) To ensure above, the Bank has taken proper and adequate care in installing a system of internal control and maintenance of accounting records;
- (5) Our internal auditors have conducted periodic audits to provide reasonable assurance that the established policies and procedures of the Bank were consistently followed; and
- (6) The management's use of the going concern basis of accounting in preparing the financial statements is appropriate and there exists no material uncertainty related to events or conditions that may cast significant doubt on the Bank's ability to continue as a going concern.


**In this regard, we also certify that: -**

- (i) We have reviewed the financial statements for the year ended on 31 December 2023 and that to the best of our knowledge and belief:
  - (a) these statements do not contain any materially untrue statement or omit any material fact or contain statements that might be misleading;
  - (b) these statements collectively present true and fair view of the Bank's affairs and are in compliance with existing accounting standards and applicable laws.
- (ii) There are, to the best of our knowledge and belief, no transactions entered into by the Bank during the year which are fraudulent, illegal or in violation of the code of conduct for the Bank's Board of Directors or its members.

Sincerely yours,



**Md. Ismail**  
General Manager & CFO



**Md. Anisur Rahman**  
Managing Director & Chief Executive Officer



# **BASIC BANK AT A GLANCE**

## 35 YEARS OF BANKING

<b>A. From the Balance Sheet (Million Taka)</b>	<b>2023</b>	<b>2022</b>	<b>2021</b>	<b>2020</b>
Authorized Capital	55,000.00	55,000.00	55,000.00	55,000.00
Paid-up Capital	10,846.98	10,846.98	10,846.98	10,846.98
Share Money Deposit	26,000.00	26,000.00	26,000.00	26,000.00
Reserve and Surplus	(42,989.47)	(38,954.25)	(37,421.89)	(33,153.85)
Shareholders' Equity	(6,142.49)	(2,107.27)	(574.91)	3,693.13
Fixed Assets	447.26	365.46	375.01	414.93
Total Assets	168,181.44	180,575.95	195,561.35	196,678.18
Deposits	146,933.94	148,961.57	150,980.39	139,714.95
Long-term Debt	2,277.03	2,900.12	4,627.16	8,454.52
Loans and Advances	131,524.83	134,595.36	144,451.77	149,125.94
Placement & Investment	22,063.20	30,700.37	36,058.78	29,157.29
<b>B. From the Income Statement (Million Taka)</b>				
Gross Income	8,308.90	10,006.32	7,993.92	7,772.95
Gross Expenditure	12,403.03	11,282.42	12,016.88	11,476.08
Profit before Tax and Provision	(4,094.13)	(1,248.60)	(4,022.96)	(3,703.13)
Profit/(Loss) after Tax	(4,162.95)	(1,301.65)	(3,969.79)	(3,718.18)
Tax Paid (cumulative)	8,750.13	8,461.33	8,339.99	8,292.03
<b>C. Others (Million Taka)</b>				
Import Business	31,297.60	27,217.36	29,176.40	27,758.60
Export Business	30,534.10	29,310.60	21,362.20	19,161.10
<b>D. Financial Ratios (Percentage)</b>				
Capital Adequacy Ratio	(3.35)	(1.36)	0.18	3.08
Capital Fund to Deposite Liabilities	(4.18)	(1.41)	(0.38)	2.64
Liquid Assets to Deposit Liabilities	7.44	10.91	9.15	10.39
Loan to Deposit Liabilities	88.20	88.40	92.92	100.84
Earning Assets to Deposit Liabilities	48.20	58.96	62.48	74.00
After Tax Return on Average Assets	(2.39)	(0.69)	(2.02)	(1.90)
Net Profit to Gross Income	(50.10)	(13.01)	(49.66)	(47.83)
Interest Margin Cover	(182.72)	(95.09)	(163.46)	(155.39)
After Tax Return on Equity	(270.97)	(53.73)	(49.01)	(28.09)
SMI/SSI Loan and Micro Credit to Loanable Fund	51.79	40.03	40.31	40.13
Number of Branches	72	72	72	72
Number of Employees	1,879	1,939	2,005	2,070
Deposit per employee (Million Taka)	78.20	76.82	75.30	67.50
Advance per employee (Million Taka)	70.00	69.41	72.05	72.04
Profit before Tax per employee (Million Taka)	(2.18)	(0.64)	(2.01)	(1.79)



<b>A. From the Balance Sheet (Million Taka)</b>	<b>2019</b>	<b>2018</b>	<b>2017</b>	<b>2016</b>
Authorized Capital	55,000.00	55,000.00	55,000.00	55,000.00
Paid-up Capital	10,846.98	10,846.98	10,846.98	10,846.98
Share Money Deposit	26,000.00	26,000.00	26,000.00	16,000.00
Reserve and Surplus	(29,839.84)	(26,465.66)	(22,939.89)	(16,038.66)
Shareholders' Equity	7,007.14	10,381.32	13,907.09	10,808.32
Fixed Assets	472.71	312.29	349.66	409.03
Total Assets	194,915.97	191,560.41	198,816.67	204,739.63
Deposits	138,307.35	131,821.58	143,180.24	158,070.98
Long-term Debt	7,315.44	7,082.11	2,198.15	2,325.16
Loans and Advances	151,769.61	151,968.05	145,568.59	134,882.80
Placement & Investment	27,995.90	25,313.44	37,599.23	54,209.42
<b>B. From the Income Statement (Million Taka)</b>				
Gross Income	8,489.12	9,586.44	10,615.17	11,932.41
Gross Expenditure	11,555.65	10,787.00	10,263.62	11,841.56
Profit before Tax and Provision	(3,066.53)	(1,200.56)	351.55	90.85
Profit/(Loss) after Tax	(3,269.03)	(3,538.95)	(6,843.69)	(14,930.40)
Tax Paid (cumulative)	8,245.39	8,124.98	8,067.46	7,918.05
<b>C. Others (Million Taka)</b>				
Import Business	32,514.70	41,925.40	39,035.90	30,380.20
Export Business	22,470.90	23,102.40	22,285.70	23,415.80
<b>D. Financial Ratios (Percentage)</b>				
Capital Adequacy Ratio	6.53	8.25	(13.22)	(15.59)
Capital Fund to Deposite Liabilities	5.07	7.88	9.71	6.84
Liquid Assets to Deposit Liabilities	9.58	7.75	13.60	10.86
Loan to Deposit Liabilities	103.88	109.45	100.25	83.62
Earning Assets to Deposit Liabilities	72.82	68.70	67.50	73.50
After Tax Return on Average Assets	(1.69)	(1.81)	(3.39)	(7.49)
Net Profit to Gross Income	(38.51)	(36.92)	(64.47)	(125.12)
Interest Margin Cover	(77.25)	(41.11)	(6.52)	(39.29)
After Tax Return on Equity	(20.57)	(21.08)	(55.38)	(81.24)
SMI/SSI Loan and Micro Credit to Loanable Fund	39.71	40.72	40.34	40.57
Number of Branches	72	68	68	68
Number of Employees	2,097	2,075	2,103	2,132
Deposit per employee (Million Taka)	65.95	63.53	68.08	74.14
Advance per employee (Million Taka)	72.37	73.24	69.22	63.27
Profit before Tax per employee (Million Taka)	(1.46)	(0.58)	0.17	0.04

<b>A. From the Balance Sheet (Million Taka)</b>	<b>2015</b>	<b>2014</b>	<b>2013</b>	<b>2012</b>
Authorized Capital	25,000.00	25,000.00	5,000.00	5,000.00
Paid-up Capital	10,846.98	2,946.98	2,946.98	2,946.98
Share Money Deposit	16,000.00	7,900.00	-	-
Reserve and Surplus	(899.90)	2,166.94	3,092.20	3,493.60
Shareholders' Equity	25,947.08	13,013.92	6,039.18	6,440.58
Fixed Assets	514.23	649.68	723.08	526.82
Total Assets	194,173.36	171,118.53	157,072.19	109,682.06
Deposits	148,167.23	139,934.06	134,493.45	87,693.23
Long-term Debt	2,482.94	2,673.97	2,780.50	3,742.93
Loans and Advances	128,807.01	119,384.90	109,428.44	85,955.76
Placement & Investment	44,677.93	37,299.33	34,584.88	14,111.57
<b>B. From the Income Statement (Million Taka)</b>				
Gross Income	11,514.96	15,113.56	17,338.74	13,402.26
Gross Expenditure	14,079.21	16,237.94	15,868.54	10,792.18
Profit before Tax and Provision	(2,564.25)	(1,124.38)	1,470.20	2,610.08
Profit/(Loss) after Tax	(3,140.36)	(1,100.16)	(531.53)	27.89
Tax Paid (cumulative)	7,879.44	7,844.26	7,798.92	7,066.80
<b>C. Others (Million Taka)</b>				
Import Business	32,104.90	38,318.80	42,007.20	37,093.50
Export Business	21,892.70	26,691.30	30,538.30	29,939.20
<b>D. Financial Ratios (Percentage)</b>				
Capital Adequacy Ratio	(7.55)	(28.07)	(1.66)	10.05
Capital Fund to Deposite Liabilities	17.51	9.30	4.49	7.34
Liquid Assets to Deposit Liabilities	16.88	12.03	11.80	9.91
Loan to Deposit Liabilities	84.72	85.32	78.31	91.75
Earning Assets to Deposit Liabilities	70.47	54.14	84.52	105.56
After Tax Return on Average Assets	(1.72)	(0.67)	(0.40)	0.03
Net Profit to Gross Income	(27.27)	(7.28)	(3.07)	0.21
Interest Margin Cover	(115.46)	(50.36)	61.62	110.17
After Tax Return on Equity	(12.10)	(11.55)	(8.50)	0.47
SMI/SSI Loan and Micro Credit to Loanable Fund	44.15	41.18	43.07	52.12
Number of Branches	68	68	68	62
Number of Employees	2,163	2,237	2,145	1,657
Deposit per employee (Million Taka)	68.50	62.55	62.70	52.92
Advance per employee (Million Taka)	59.55	53.37	51.02	51.87
Profit before Tax per employee (Million Taka)	(1.19)	(0.50)	0.69	1.58





<b>A. From the Balance Sheet (Million Taka)</b>	<b>2011</b>	<b>2010</b>	<b>2009</b>	<b>2008</b>
Authorized Capital	5,000.00	2,000.00	2,000.00	2,000.00
Paid-up Capital	2,357.59	1,964.65	1,455.30	1,309.77
Share Money Deposit	-	-	-	-
Reserve and Surplus	3,124.17	2,509.78	2,468.65	1,672.82
Shareholders' Equity	5,481.76	4,474.43	3,923.95	2,982.59
Fixed Assets	364.46	283.12	232.65	228.36
Total Assets	78,031.73	61,569.38	45,308.31	46,660.03
Deposits	62,650.73	49,259.60	34,501.69	38,368.23
Long-term Debt	2,788.15	2,718.46	2,875.16	1,708.40
Loans and Advances	56,884.76	46,341.51	29,261.53	27,269.13
Placement & Investment	13,760.82	9,294.02	12,244.91	15,659.03
<b>B. From the Income Statement (Million Taka)</b>				
Gross Income	8,825.20	6,120.53	5,162.30	5,060.29
Gross Expenditure	6,476.70	4,403.49	3,593.96	3,526.35
Profit before Tax and Provision	2,348.50	1,717.05	1,568.34	1,533.94
Profit/(Loss) after Tax	976.11	660.93	648.85	549.86
Tax Paid (cumulative)	5,987.61	4,948.64	4,225.37	3,538.01
<b>C. Others (Million Taka)</b>				
Import Business	47,087.80	42,205.90	33,976.60	27,359.77
Export Business	33,061.10	23,998.80	19,887.70	22,270.87
<b>D. Financial Ratios (Percentage)</b>				
Capital Adequacy Ratio	10.13	9.41	13.48	12.04
Capital Fund to Deposite Liabilities	8.75	9.08	11.37	7.81
Liquid Assets to Deposit Liabilities	14.28	12.06	24.67	47.70
Loan to Deposit Liabilities	87.74	94.08	84.81	71.07
Earning Assets to Deposit Liabilities	108.22	81.55	116.44	114.69
After Tax Return on Average Assets	1.40	1.24	1.41	1.30
Net Profit to Gross Income	11.06	10.80	12.57	10.87
Interest Margin Cover	139.76	95.15	135.79	137.08
After Tax Return on Equity	19.61	14.95	18.79	19.68
SMI/SSI Loan and Micro Credit to Loanable Fund	54.67	56.78	56.93	59.32
Number of Branches	45	34	32	31
Number of Employees	1,132	964	776	735
Deposit per employee (Million Taka)	55.35	51.10	44.46	52.20
Advance per employee (Million Taka)	50.25	48.07	37.71	37.10
Profit before Tax per employee (Million Taka)	2.07	1.78	2.02	2.09

<b>A. From the Balance Sheet (Million Taka)</b>	<b>2007</b>	<b>2006</b>	<b>2005</b>	<b>2004</b>
Authorized Capital	2,000.00	2,000.00	2,000.00	2,000.00
Paid-up Capital	1,247.40	945.00	810.00	675.00
Share Money Deposit	-	-	-	-
Reserve and Surplus	1,349.17	1,294.00	916.14	816.23
Shareholders' Equity	2,596.58	2,239.00	1,726.14	1,491.23
Fixed Assets	196.11	154.52	135.78	101.41
Total Assets	38,773.91	29,417.09	27,136.37	19,436.57
Deposits	31,947.98	24,084.65	22,325.58	15,509.18
Long-term Debt	1,385.81	830.06	937.51	839.61
Loans and Advances	22,263.35	19,000.00	15,339.35	12,000.15
Placement & Investment	13,560.92	8,212.23	10,236.82	6,098.51
<b>B. From the Income Statement (Million Taka)</b>				
Gross Income	3,549.51	2,870.32	2,228.21	1,768.85
Gross Expenditure	2,458.41	1,858.69	1,599.77	1,241.63
Profit before Tax and Provision	1,091.10	1,011.62	628.44	527.22
Profit/(Loss) after Tax	282.96	554.14	285.49	291.48
Tax Paid (cumulative)	2,790.98	2,245.16	1,777.70	1,434.76
<b>C. Others (Million Taka)</b>				
Import Business	21,266.57	17,804.27	14,094.96	12,507.80
Export Business	16,794.96	15,463.74	11,097.23	7,908.00
<b>D. Financial Ratios (Percentage)</b>				
Capital Adequacy Ratio	12.91	11.98	11.77	12.49
Capital Fund to Deposite Liabilities	9.23	10.34	10.36	10.47
Liquid Assets to Deposit Liabilities	49.10	40.42	58.01	50.56
Loan to Deposit Liabilities	69.69	78.89	69.74	77.37
Earning Assets to Deposit Liabilities	109.70	112.99	114.56	116.70
After Tax Return on Average Assets	0.83	1.96	1.23	1.70
Net Profit to Gross Income	7.97	19.31	12.81	16.48
Interest Margin Cover	176.80	211.72	214.56	205.07
After Tax Return on Equity	11.70	27.82	17.75	21.27
SMI/SSI Loan and Micro Credit to Loanable Fund	56.73	53.43	50.66	62.21
Number of Branches	31	28	27	27
Number of Employees	721	651	601	578
Deposit per employee (Million Taka)	44.31	37.00	37.15	26.83
Advance per employee (Million Taka)	30.88	29.19	25.52	20.76
Profit before Tax per employee (Million Taka)	1.51	1.55	1.05	0.91



<b>A. From the Balance Sheet (Million Taka)</b>	<b>2003</b>	<b>2002</b>	<b>2001</b>	<b>2000</b>	<b>1999</b>
Authorized Capital	2,000.00	500.00	500.00	500.00	500.00
Paid-up Capital	450.00	300.00	300.00	240.00	160.00
Share Money Deposit	-	-	-	-	-
Reserve and Surplus	799.29	712.90	461.39	457.77	424.43
Shareholders' Equity	1,249.29	1,012.90	761.35	697.77	584.43
Fixed Assets	73.49	76.68	65.73	51.11	37.83
Total Assets	14,766.32	13,019.42	9,721.93	7,730.67	7,173.17
Deposits	11,266.54	10,021.24	7,512.62	5,845.15	5,647.93
Long-term Debt	690.95	676.51	582.82	555.98	368.85
Loans and Advances	9,282.20	7,957.04	6,260.78	4,618.73	3,960.11
Placement & Investment	4,361.93	3,988.76	2,605.23	2,462.17	2,021.19
<b>B. From the Income Statement (Million Taka)</b>					
Gross Income	1,558.52	1,290.66	1,041.76	877.48	794.59
Gross Expenditure	1,004.85	856.15	685.64	573.30	528.01
Profit before Tax and Provision	553.67	434.51	356.12	304.18	266.58
Profit/(Loss) after Tax	236.39	251.55	213.67	173.34	159.95
Tax Paid (cumulative)	1,199.02	881.73	698.76	556.31	425.47
<b>C. Others (Million Taka)</b>					
Import Business	9,882.80	8,645.00	7,542.80	7,948.00	7,391.10
Export Business	6,933.90	5,557.60	5,957.90	5,557.00	5,060.30
<b>D. Financial Ratios (Percentage)</b>					
Capital Adequacy Ratio	12.57	13.20	12.49	15.30	14.27
Capital Fund to Deposite Liabilities	10.65	10.11	10.13	11.94	10.34
Liquid Assets to Deposit Liabilities	51.05	54.80	51.47	59.52	59.09
Loan to Deposit Liabilities	82.39	79.40	83.34	79.02	66.71
Earning Assets to Deposit Liabilities	121.10	119.20	118.01	117.74	85.34
After Tax Return on Average Assets	1.70	2.20	2.45	2.33	2.50
Net Profit to Gross Income	15.17	19.35	20.51	19.75	20.45
Interest Margin Cover	210.87	187.00	173.91	150.67	112.67
After Tax Return on Equity	20.90	28.18	28.06	27.04	30.21
SMI/SSI Loan and Micro Credit to Loanable Fund	59.16	63.00	50.18	46.96	40.09
Number of Branches	26	26	25	25	23
Number of Employees	523	510	497	453	417
Deposit per employee (Million Taka)	21.54	19.65	15.12	12.90	13.54
Advance per employee (Million Taka)	17.75	15.60	12.60	10.20	9.50
Profit before Tax per employee (Million Taka)	1.06	0.85	0.72	0.67	0.64

<b>A. From the Balance Sheet (Million Taka)</b>	<b>1998</b>	<b>1997</b>	<b>1996</b>	<b>1995</b>	<b>1994</b>
Authorized Capital	500.00	500.00	100.00	100.00	100.00
Paid-up Capital	80.00	80.00	80.00	80.00	80.00
Share Money Deposit	-	-	-	-	-
Reserve and Surplus	394.48	258.34	163.73	105.96	53.49
Shareholders' Equity	474.48	338.34	243.73	185.96	133.49
Fixed Assets	41.96	36.39	25.45	21.27	21.37
Total Assets	5,620.57	4,350.14	3,962.55	3,280.16	2,609.85
Deposits	4,551.48	3,541.60	3,357.05	2,773.73	2,241.33
Long-term Debt	344.61	273.29	196.45	166.08	119.68
Loans and Advances	3,218.90	2,630.90	1,724.81	1,561.29	1,112.24
Placement & Investment	2,040.72	1,395.59	1,320.43	995.57	483.90
<b>B. From the Income Statement (Million Taka)</b>					
Gross Income	591.64	440.46	311.43	291.62	232.87
Gross Expenditure	364.73	268.83	207.41	191.66	181.51
Profit before Tax and Provision	226.91	171.63	104.02	99.96	51.36
Profit/(Loss) after Tax	136.15	94.61	57.77	52.48	25.68
Tax Paid (cumulative)	318.84	228.08	151.06	104.81	57.33
<b>C. Others (Million Taka)</b>					
Import Business	7,208.20	7,017.56	4,986.10	4,657.86	2,613.50
Export Business	4,420.20	3,754.87	2,609.30	1,783.09	1,227.08
<b>D. Financial Ratios (Percentage)</b>					
Capital Adequacy Ratio	14.01	12.45	12.39	-	-
Capital Fund to Deposite Liabilities	10.42	9.55	7.26	6.70	5.96
Liquid Assets to Deposit Liabilities	62.29	59.58	70.42	66.22	68.17
Loan to Deposit Liabilities	66.81	69.86	47.82	54.17	49.62
Earning Assets to Deposit Liabilities	115.56	113.69	99.57	97.52	74.04
After Tax Return on Average Assets	2.73	2.28	1.60	1.78	1.04
Net Profit to Gross Income	23.01	21.48	18.54	18.00	11.03
Interest Margin Cover	192.07	194.64	112.45	109.68	60.33
After Tax Return on Equity	28.69	27.96	23.70	28.22	21.28
SMI/SSI Loan and Micro Credit to Loanable Fund	42.21	35.83	40.99	43.44	46.25
Number of Branches	22	21	19	18	17
Number of Employees	372	351	315	300	238
Deposit per employee (Million Taka)	12.24	10.09	10.66	9.25	9.42
Advance per employee (Million Taka)	8.65	7.50	5.48	5.20	4.67
Profit before Tax per employee (Million Taka)	0.61	0.49	0.33	0.33	0.22



<b>A. From the Balance Sheet (Million Taka)</b>	<b>1993</b>	<b>1992</b>	<b>1991</b>	<b>1990</b>	<b>1989</b>
Authorized Capital	100.00	100.00	100.00	100.00	100.00
Paid-up Capital	80.00	80.00	80.00	80.00	80.00
Share Money Deposit	-	-	-	-	-
Reserve and Surplus	27.81	10.48	4.83	4.36	1.09
Shareholders' Equity	107.81	90.48	84.83	84.36	81.09
Fixed Assets	20.82	16.26	15.15	14.08	7.62
Total Assets	2,321.13	1,646.95	991.37	661.91	406.73
Deposits	1,977.60	1,367.36	843.79	529.19	317.72
Long-term Debt	122.18	125.80	30.00	30.00	-
Loans and Advances	986.61	715.75	432.80	200.00	66.45
Placement & Investment	672.29	553.61	404.60	341.11	287.52
<b>B. From the Income Statement (Million Taka)</b>					
Gross Income	197.67	126.70	98.80	61.11	28.42
Gross Expenditure	163.01	117.52	95.33	52.22	24.28
Profit before Tax and Provision	34.66	9.18	3.47	8.89	4.14
Profit/(Loss) after Tax	17.33	4.13	2.87	3.27	1.09
Tax Paid (cumulative)	31.65	14.32	9.27	8.67	3.05
<b>C. Others (Million Taka)</b>					
Import Business	1,851.13	1,656.70	1,144.16	582.39	296.41
Export Business	718.63	365.50	115.64	36.76	-
<b>D. Financial Ratios (Percentage)</b>					
Capital Adequacy Ratio	-	-	-	-	-
Capital Fund to Deposite Liabilities	5.45	6.62	10.05	15.94	25.52
Liquid Assets to Deposit Liabilities	66.91	75.59	61.21	81.86	104.05
Loan to Deposit Liabilities	49.89	52.35	51.29	37.79	20.91
Earning Assets to Deposit Liabilities	83.69	92.70	101.48	102.99	111.41
After Tax Return on Average Assets	0.76	0.23	0.23	0.39	0.35
Net Profit to Gross Income	8.77	3.26	2.90	5.35	3.84
Interest Margin Cover	84.98	57.85	82.15	102.43	123.10
After Tax Return on Equity	17.48	4.71	3.39	3.95	1.34
SMI/SSI Loan and Micro Credit to Loanable Fund	22.16	15.38	15.56	23.84	28.12
Number of Branches	16	13	10	7	3
Number of Employees	196	159	124	100	48
Deposit per employee (Million Taka)	10.09	8.60	6.80	5.29	6.62
Advance per employee (Million Taka)	5.03	4.50	3.49	2.00	1.38
Profit before Tax per employee (Million Taka)	0.18	0.06	0.03	0.09	0.09



**INDEPENDENT AUDITORS' REPORT**  
TO THE SHAREHOLDERS OF  
BASIC BANK LIMITED

## Report on the Audit of the Financial Statements

### Opinion

We have audited the financial statements of BASIC Bank Limited (the Bank), which comprise the balance sheet as at 31 December 2023 and profit and loss account, statement of changes in equity and statement of cash flows for the year then ended, and notes to the financial statements, including a summary of significant accounting policies and other explanatory information.

In our opinion, the accompanying financial statements give a true and fair view of the financial position of the Bank as at 31 December 2023, and of its financial performance and its cash flows for the year then ended as per International Financial Reporting Standards (IFRSs) as explained in note 2.

### Basis for Opinion

We conducted our audit in accordance with International Standards on Auditing (ISAs). Our responsibilities under those standards are further described in the Auditors' Responsibilities for the Audit of the Financial Statements section of our report. We are independent of the Bank in accordance with the International Ethics Standards Board for Accountants Code of Ethics for Professional Accountants (IESBA Code), Bangladesh Bank, and we have fulfilled our other ethical responsibilities in accordance with the IESBA Code and the Institute of Chartered Accountants of Bangladesh (ICAB) Bye-Laws. We believe that the audit evidence we have obtained is sufficient and appropriate to provide a basis for our opinion.

### Emphasis of matter

We draw attention to the following matters disclosed in the financial statements. Our opinion, however, is not modified in respect of those matters.

- Note 14.3 to the financial statements which describe the risk-weighted assets and capital ratios as defined in the Basel Capital Accord which shows that the Bank has failed to maintain the required capital. Regulatory capital has been calculated by the Bank in accordance with Bangladesh Bank's approval vide its Letter No. DOS(CAMS) 1157/41 (Dividend)/ 2024-1839, dated-30 April 2024 and Letter No. DOS (CAMS) 1157/1(II)-C/2023-2209, dated-30 April 2023. Bangladesh Bank has allowed a deferral facility to the Bank for maintaining a provision shortfall of Taka 5,343.03 crore against loans and advances till the finalization of the Financial Statements of 2024 of the Bank.
- Notes 7, 7.7, 13.1, and 34 to the financial statements which describe the total loans and advances and provision thereon. The total required provision as per

Bangladesh Bank is Taka 5,879.23 crore. The Bank has maintained an amount of Taka 536.20 crore. The difference is Taka 5,343.03 crore against loans and advances which is disclosed in Note 7.7 and 13.1 of the financial statement. The justification behind not maintaining the required provision was the insufficiency of the bank's capital/equity to maintain the required provision. During the year the Bank has written off loans & advance amounts to Taka 476.42 crore.

- The Bank provided us with a list of 60 (Sixty) loan clients/accounts files of the Bank of its Gulshan, Shantinagar, Dilkusha, Babubazar, Main Branch of Dhaka and Agrabad branch of Chittagong, loans for which were sanctioned and disbursed/renewed during the period from 2010-2014 without complying with relevant policies, procedures of the Bank, the rules and regulations of the Bangladesh Bank, etc. Investigation on all of those loan clients/accounts files is still being carried out by the Anti-Corruption Commission, Bangladesh. In the interest of said investigation, the Bank has informed us that all those files containing original documents, records, instruments, etc. were seized and taken by the Anti-Corruption Commission, Bangladesh. However, during our audit period, we have obtained recent updates on these clients and found that among these 60 parties, 42 (Forty-Two) clients have a loan outstanding amounting to Taka 3,951.92 Crore which is bad/losses, and loans of the remaining 18 (Eighteen) parties have been written off as per guidelines of Bangladesh Bank.
- Note 16 to the financial statements which describes the share money deposit of Taka 2,600 Crore is yet to be converted into paid-up share capital due to pending approval of an increase in authorized capital by RJSC. However, this amount has been considered as share capital while calculating EPS following circular bs 146/এফআরসি/প্রশ্নঃ/প্রজ্ঞাপন/2020/01 dated 11 February 2020 from the Financial Reporting Council (FRC).
- We draw attention to Note-2.9.9 of the financial statements where the management has described the possible effects of IFRS 16 "Leases".
- The Bank has signed a Memorandum of Understanding (MOU) with Bangladesh Bank vide ref. no- 53.09.000.827.99.000.23.005, dated- 03 January 2023 under which the Bank is trying to maintain the requirements of MOU.

## Key Audit Matters

Key audit matters are those matters that, in our professional judgment, were of most significance in the audit of the financial statements for the year ended 31 December 2023. These matters were addressed in the context of the audit of the financial statements, and in forming the Auditors' opinion thereon, and we do not provide a separate opinion on these matters. For each matter below our description of how our audit addressed the matter is provided in that context.

Description of key audit matters	Our response to key audit matters
<b>Measurement of provision for loans and advances</b>	
<p>The process for estimating the provision for loans &amp; advances portfolio associated with credit risk is judgmental and complex. While estimating such provision certain judgmental factors need to be considered including:</p> <ul style="list-style-type: none"> <li>• Future business performance of the borrower;</li> <li>• Key assumptions relating to further business performance of the borrower;</li> <li>• Market value of the collateral;</li> <li>• Ability to repossess collateral; and</li> <li>• Recovery rates.</li> </ul> <p>Furthermore, these provisions are processed manually using the voluminous data extracted from the IT system of the Bank and following the instructions of Bangladesh Bank (the central bank of Bangladesh) issued from time to time.</p> <p>Due to high level of judgment involved and using some manual process in estimating the provision for loans and advances, we considered this to be a key audit matter.</p> <p>For individually assessed provisions, the measurement of the provision may be dependent on the valuation of collateral, estimates of exit values and the timing of cash flows.</p> <p>Provision measurement is primarily dependent upon key assumptions relating to probability of default, ability to repossess collateral and recovery rates.</p> <p>At the year's end, the Bank reported total loans and advances of Taka 13,152.48 crore (2022: Taka 13,459.54 crore) and provision for loans and advances of Taka 536.20 crore (2022: Taka 971.95 crore) respectively. We have focused on the following significant judgments and estimates that could give rise to material misstatement or management bias:</p>	<p>We tested the design and operating effectiveness of key controls focusing on the following:</p> <ul style="list-style-type: none"> <li>• Credit monitoring and provisioning process;</li> <li>• Identification of loss events, including early warning and default warning indicators; and</li> <li>• Review of quarterly Classification of Loans (CL).</li> <li>• Follow Bangladesh Bank's circular and guidelines;</li> <li>• Furthermore, obtained the recent updates of the clients under investigation by the Anti-Corruption Commission, Bangladesh. Among these 60 (Sixty) loans accounts, 42 (Forty-Two) clients have loan outstanding amounting to Taka 3,951.92 Crore, classified as bad/loss, and loans of the remaining 18 (Eight-teen) parties have been written off as per guidelines of Bangladesh Bank.</li> </ul> <p>Our substantive procedures in relation to the provision for loan and advances portfolio comprised the following:</p> <ul style="list-style-type: none"> <li>• Reviewed the adequacy of the Banks general and specific provisions;</li> <li>• Assessed the methodologies on which the provision amounts based, checked the calculations of the provisions and tested the completeness and accuracy of the underlying information.</li> <li>• Assessed the appropriateness and presentation of disclosures against relevant accounting standards and Bangladesh Bank guidelines.</li> <li>• Finally, compared the amount of provision requirement as determined by Bangladesh Bank inspection team to the actual amount of provision maintained.</li> </ul>



<ul style="list-style-type: none"> <li>• Completeness and timing of recognition of loss events following criteria set out in BRPD circular no 14, dated 23 September 2012, BRPD circular no.03 dated 21 April 2019, BRPD circular no.17 dated 28 September 2020, BRPD circular no. 56 dated 10 December 2020 and BRPD Circular no. 51 dated 18 December 2022, BRPD Circular no. 3 dated 31 January 2021, BRPD Circular No. 5 dated 24 March 2021, and no, 51 dated 29 December 2021, BRPD Circular Letter No. 53 dated 30 December 2021, and BRPD Circular No. 14 dated 22 June 2022.</li> <li>• The Bank provided us with a list of 60 (Sixty) loan clients/accounts files of the Bank loans that were sanctioned and disbursed/renewed during the period from 2010-2014. Investigation on all of those loan clients/accounts files is still being carried out by the Anti-Corruption Commission, Bangladesh.</li> </ul>	
<p>See notes no 7, 7.7, 13.1, and 34 to the financial statements.</p>	

<b>Loans and advances</b>	
<p>Loans and advances are the main elements of the financial statements of the Bank. The income of the Bank is mainly dependent on the portfolio of loans and advances. Management performance is highly dependent on the target achievement of loans and advances. Loan disbursement requires robust documentation followed by approval from the appropriate level of authority. We have identified loans and advances as key audit matters because there is an inherent risk of fraud in the disbursement of loans and advances by management to meet specific targets or expectations. In addition, the bank reported a non-performing loan of Taka 8,332.75 crore, 7.01% higher than the previous year (2022: Taka 7,786.65 crore), which is 63.35% of the total loans and advances.</p>	<p>We tested the design and operating effectiveness of key controls focusing on credit appraisal, loan disbursement procedures, and monitoring process as well as the percentage of non-performing loans and advances.</p> <p>We have performed procedures to check whether the Bank has ensured appropriate documentation as per Bangladesh Bank regulations and the Bank's policy before disbursement of loans and advances. In addition, we have performed procedures to check whether the loans and advances are recorded completely and accurately and that are exist at the reporting date. Furthermore, we have assessed the appropriateness of disclosure against Bangladesh Bank guidelines.</p>
<p>See notes no 7, 7.7, 13.1, and 34 to the financial statements.</p>	

<b>Recognition of Interest Income</b>	
<p>Recognition of interest income has a significant and wide influence on financial statements. Recognition and measurement of interest income has involvement in complex IT environments. We identify recognition of interest income from loans and advances as a key audit matter because this is one of the key performance indicators of the Bank and therefore there is an inherent risk of fraud and error in recognition of interest by management to meet specific targets or expectations.</p> <p>The bank has reported an interest income of Taka 499.99 crore which is 19.70% lower than the previous year (2022: Taka 622.63 crore). As such, EPS has decreased 2.20 times as compared to last year.</p> <p>The Bank has reported Taka 330.90 crore as investment income, commission, exchange brokerage, and other operating income which is 12.46% lower than the previous year (2022: Taka 378 crore).</p> <p>Accordingly, this has been considered a key audit matter.</p>	<p>We tested the design and operating effectiveness of key controls over the recognition and measurement of interest on loans and advances.</p> <p>We performed a test of operating effectiveness on automated control in place to measure and recognize interest income. We have also performed substantive procedures to check whether interest income is recognized completely and accurately. We assessed the appropriateness and presentation of disclosure against relevant accounting standards and Bangladesh Bank guidelines.</p> <p>Finally, we also conducted substantive analytical procedures to assess the reasonableness of interest recognized during the year with reference to the product-wise outstanding loan balances.</p>
See note no 19 to the financial statements	

<b>Measurement of deferred tax assets (DTA)</b>	
<p>At the year-end of 31 December 2023, the Bank reported total deferred tax assets of Taka 89.71 crore (31 December 2022: Taka 88.96 crore) and deferred tax income during the year of Taka 0.75 crore (2022: 6.83 crore) Significant judgment is required in relation to deferred tax assets as their recoverability is dependent on forecasts of future profitability over a number of years.</p> <p>Accordingly, this has been considered a key audit matter.</p>	<p>We obtained an understanding, evaluated the design, and tested the operational effectiveness of the Bank's key controls over the recognition and measurement of DTAs and the assumptions used in estimating the Bank's future taxable income. We also assessed the completeness and accuracy of the data used for the estimations of future taxable income. The Bank has sufficient taxable profit to recover the deferred tax assets in the foreseeable future. We involved tax specialists to assess key assumptions, controls, recognition, and measurement of DTA's. Finally assessed the appropriateness and presentation of disclosures against IAS 12 Income Tax.</p>
See note 9 and 36 to the financial statements.	



<b>Increasing of authorized capital and measurement of share money deposit</b>	
<p>The bank has an amount of Taka 2,600 crore, kept as a share money deposit in the financial statements, which was received from the Government of Bangladesh.</p> <p>This has a wide influence on the financial statements and requires adequate compliance.</p> <p>Accordingly, this has been considered a key audit matter.</p>	<p>We assessed the status of the processes and controls put in place by the Bank for the conversion of the share money deposit.</p> <p>We checked necessary compliances and procedures relating to the matter. Finally, we assessed the appropriateness and presentation of disclosures against relevant accounting standards.</p>
See note 16 to the financial statements.	

<b>Valuation of treasury bills and treasury bond</b>	
<p>The classification and measurement of Treasury Bills and Treasury Bonds require judgment and complex estimates.</p> <p>In the absence of a quoted price in an active market, the fair value of Treasury Bills and Treasury Bonds is determined using complex valuation techniques that may take into consideration direct or indirect unobservable market data and complex pricing models that require an elevated level of judgment.</p>	<p>We assessed the processes and controls put in place by the Bank to identify and confirm the existence of treasury bills and bonds.</p> <p>We obtained an understanding, evaluated the design, and tested the operating effectiveness of the key controls over the treasury bills and bonds valuation processes, including controls over market data inputs into valuation models, model governance, and valuation adjustments.</p> <p>Finally, we assessed the appropriateness and presentation of disclosures against relevant accounting standards and Bangladesh Bank guidelines.</p>
See note no 6.1.1 and 6.1.2 to the financial statements	

<b>Impairment assessment of unquoted investments</b>	
<p>In the absence of a quoted price in an active market, the fair value of unquoted shares and bonds, especially any impairment is calculated using valuation techniques that may take into consideration direct or indirect unobservable market data and hence require an elevated level of judgment.</p>	<p>We have assessed the processes and controls put in place by the Company to ensure all major investment decisions are undertaken through a proper due diligence process.</p> <p>We tested a sample of investment valuation as of 31 December 2023 and compared our results to the recorded value.</p> <p>Finally, we assessed the appropriateness and presentation of disclosures against relevant accounting standards and Bangladesh Bank guidelines.</p>
See note no 6.2 to the financial statements	

<b>IT systems and controls</b>	
<p>Our audit procedures have a focus on IT systems and controls due to the pervasive nature and complexity of the IT environment, the large volume of transactions processed in numerous locations daily, and the reliance on automated and IT-dependent manual controls.</p> <p>Our areas of audit focus included user access management, developer access to the production environment, and changes to the IT environment. These are key to ensuring IT-dependent and application-based controls are operating effectively.</p>	<p>We tested the design and operating effectiveness of the Bank's IT access controls over the information systems that are critical to financial reporting.</p> <p>We tested IT general controls (logical access, change management, and aspects of IT operational controls). This included testing that requests for access to systems were appropriately reviewed and authorized.</p> <p>We tested the Bank's periodic review of access rights and reviewed requests for changes to systems for appropriate approval and authorization.</p> <p>We considered the control environment relating to various interfaces, configurations, and other application layer controls identified as key to our audit.</p>

<b>Legal and regulatory matters</b>	
<p>We focused on this area because the Bank operates in a legal and regulatory environment that is exposed to significant litigation and similar risks arising from disputes and regulatory proceedings. Such matters are subject to many uncertainties and the outcome may be difficult to predict.</p> <p>These uncertainties inherently affect the amount and timing of potential outflows concerning the provisions that have been established and other contingent liabilities.</p> <p>Overall, the legal provision represents the Bank's best estimate for existing legal matters that have a probable and estimable impact on the Bank's financial position.</p>	<p>We obtained an understanding, evaluated the design, and tested the operational effectiveness of the Bank's key controls over the legal provision and contingencies process.</p> <p>We enquired to those charged with governance to obtain their view on the status of all significant litigation and regulatory matters.</p> <p>We enquired about the Bank's internal legal counsel for all significant litigation and regulatory matters and inspected internal notes and reports.</p> <p>We assessed the methodologies on which the provision amounts are based, recalculated the provisions, and tested the completeness and accuracy of the underlying information. We also assessed the Bank's provisions and contingent liabilities disclosure.</p>



## Reporting on Other Information

Management is responsible for the other information. The other information comprises all of the information in the Annual Report other than the financial statements and our Auditors' report thereon. The Annual Report is expected to be made available to us after the date of this Auditor's report.

Our opinion on the financial statements does not cover other information and we do not express any form of assurance conclusion thereon.

In connection with our audit of the financial statements, our responsibility is to read the other information identified above when it becomes available and, in doing so, consider whether the other information is materially inconsistent with the financial statements or our knowledge obtained in the audit, or otherwise appears to be materially misstated.

When reading the annual report, if we conclude that there is a material misstatement therein, we are required to communicate the matter to those charged with governance.

### **Responsibilities of Management and Those Charged with Governance for the Financial Statements and Internal Controls:**

Management is responsible for the preparation and fair presentation for the financial statements of the Bank in accordance with International Financial Reporting Standards (IFRSs) as explained in note 2.1 and for such internal control as management determines is necessary to enable the preparation of financial statements that are free from material misstatement, whether due to fraud or error. The Bank Company Act 1991 and the Bangladesh Bank Regulations require the Management to ensure effective internal audit, internal control and risk management functions of the Bank. The Management is also required to make a self-assessment on the effectiveness of anti-fraud internal controls and report to Bangladesh bank on instances of fraud and forgeries.

In preparing the financial statements, Management is responsible for assessing the Bank's ability to continue as a going concern, disclosing, as applicable, matters related to going concern and using the going concern basis of accounting unless management either intends to liquidate the Bank or to cease operations, or has no realistic alternative but to do so.

Those charged with governance are responsible for overseeing the Bank's financial reporting process.

### **Auditors' Responsibilities for the Audit of the Financial Statements.**

Our objectives are to obtain reasonable assurance about whether the financial statements as a whole are free from material misstatement, whether due to fraud or error, and to issue an auditors' report that includes our opinion. Reasonable assurance is a high level of assurance, but is not a guarantee that an audit conducted in accordance with ISAs will always detect a material misstatement when it exists. Misstatements can arise from fraud or error and are considered material if, individually or in the aggregate, they could reasonably be expected to influence the economic decisions of users taken on the basis of these financial statements.

As part of an audit in accordance with ISAs, we exercise professional judgment and maintain professional skepticism throughout the audit. We also:

- Identify and assess the risks of material misstatement of the financial statements,

whether due to fraud or error, design and perform audit procedures responsive to those risks, and obtain audit evidence that is sufficient and appropriate to provide a basis for our opinion. The risk of not detecting a material misstatement resulting from fraud is higher than for one resulting from error, as fraud may involve collusion, forgery, intentional omissions, misrepresentations, or the override of internal control.

- Obtain an understanding of internal control relevant to the audit in order to design audit procedures that are appropriate in the circumstances.
- Evaluate the appropriateness of accounting policies used and the reasonableness of accounting estimates and related disclosures made by management.
- Conclude on the appropriateness of management's use of the going concern basis of accounting and based on the audit evidence obtained, whether a material uncertainty exists related to events or conditions that may cast significant doubt on the Bank's ability to continue as a going concern. If we conclude that a material uncertainty exists, we are required to draw attention in our auditors' report to the related disclosures in the financial statements or, if such disclosures are inadequate, to modify our opinion. Our conclusions are based on the audit evidence obtained up to the date of our auditors' report. However, future events or conditions may cause the Bank to cease to continue as a going concern.
- Evaluate the overall presentation, structure and content of the financial statements, including the disclosures, and whether the financial statements represent the underlying transactions and events in a manner that achieves fair presentation.
- Obtain sufficient appropriate audit evidence regarding the financial information of the entities or business activities within the Bank to express an opinion on the financial statements. We are responsible for the direction, supervision and performance of the Bank audit. We remain solely responsible for our audit opinion.

We communicate with those charged with governance regarding, among other matters, the planned scope and timing of the audit and significant audit findings, including any significant deficiencies in internal control that we identify during our audit.

We also provide those charged with governance with a statement that we have complied with relevant ethical requirements regarding independence, and to communicate with them all relationships and other matters that may reasonably be thought to bear on our independence and where applicable, related safeguards.

From the matters communicated with those charged with governance, we determine those matters that were of most significance in the audit of the financial statements of the current period and are therefore the key audit matters. We describe these matters in our auditors' report unless law or regulation precludes public disclosure about the matter or when, in extremely rare circumstances, we determine that a matter should not be communicated in our report because the adverse consequences of doing so would reasonably be expected to outweigh the public interest benefits of such communication.

#### **Report on other Legal and Regulatory Requirements**

In accordance with the Companies Act 1994, the Bank Company Act 1991 and the rules and regulations issued by Bangladesh Bank, we also report that:

- (i) we have obtained all the information and explanations which to the best of our knowledge and belief were necessary for the purpose of our audit and made due verification thereof;
- (ii) to the extent noted during the course of our audit work performed on the basis stated under the 'Auditors' Responsibility' section in forming the above opinion on the financial statements of the Bank and considering the reports of the management to Bangladesh Bank on anti-fraud internal controls and instances of fraud and forgeries as stated under 'Management's Responsibility' section for the financial statements and internal control:
  - (a) internal audit, internal control and risk management arrangements of the Bank, as disclosed in the financial statements appeared to be materially adequate;

(b) nothing has come to our attention regarding material instances of forgery or irregularity or administrative error and exception or anything detrimental committed by employees of the Bank other than matter disclosed in the financial statements.

- (iii) in our opinion, proper books of account as required by law have been kept by the Bank so far as it appeared from our examination of those books;
- (iv) the balance sheet and profit and loss account of the Bank together with the annexed notes dealt with by the report are in agreement with the books of account and returns;
- (v) the financial statements of the Bank have been drawn up in conformity with prevailing rules, regulations and international Financial Reporting Standards (IFRSs) as explained in note 2.1 as well as with related guidance issued by Bangladesh Bank.
- (vi) Provision has been maintained by the Bank in accordance with Bangladesh Bank approval vide its Letter No. DOS(CAMS) 1157/41(Dividend)/2024-1839, dated-30 April 2024 and Letter No. DBI-8/5191)/2024-252, dated-30 April 2024.
- (vii) Capital to Risk-weighted Asset Ratio (CRAR) as required by Bangladesh Bank has not been maintained adequately during the year as stated in note 14.3 to the financial statements;
- (viii) the records and statements submitted by the branches have been properly maintained and consolidated in the financial statements;
- (ix) the information and explanations required by us have been received and found satisfactory;
- (x) the expenditures incurred were for the purpose of the Bank's business for the year and;
- (xi) we have reviewed over 80% of the risk weighted assets of the Bank and we have spent around 4,700 person-hours for the audit of the books and account of the Bank.

Dated, Dhaka  
30 April, 2024

  
**Md. Nurul Hossain Khan FCA**  
Enrollment no. : 0240  
Managing Partner  
**Kazi Zahir Khan & Co.**  
Chartered Accountants  
DVC No. : 2405020240AS345756

# BASIC Bank Limited

## Balance Sheet As at 31 December 2023

	Note	Amount of Taka	
		31.12.2023	31.12.2022
<b>PROPERTY AND ASSETS</b>			
<b>Cash:</b>	3	<b>9,143,834,663</b>	<b>8,992,566,384</b>
Cash in hand (including foreign currencies)		1,141,660,877	1,039,895,641
Balance with Bangladesh Bank & its agent bank(s) (including foreign currencies)		8,002,173,786	7,952,670,743
<b>Balance with other banks &amp; financial institutions:</b>	4	<b>1,784,241,675</b>	<b>1,965,987,728</b>
In Bangladesh		557,577,637	580,314,206
Outside Bangladesh		1,226,664,038	1,385,673,522
<b>Money at Call &amp; Short Notice</b>	5	<b>-</b>	<b>5,300,000,000</b>
<b>Investments:</b>	6	<b>20,278,962,943</b>	<b>23,434,381,803</b>
Government		18,927,418,270	22,085,580,255
Others		1,351,544,673	1,348,801,548
<b>Loans &amp; Advances:</b>	7	<b>131,524,829,699</b>	<b>134,595,362,994</b>
Loans, Cash Credit & Overdraft etc.		130,591,095,399	133,802,373,813
Bills purchased & discounted		933,734,300	792,989,181
<b>Fixed assets including premises, furniture and fixtures</b>	8	<b>447,259,333</b>	<b>365,461,550</b>
<b>Other assets</b>	9	<b>4,978,458,181</b>	<b>5,898,327,802</b>
<b>Non-banking Assets</b>	10	<b>23,858,490</b>	<b>23,858,490</b>
<b>Total Assets:</b>		<b>168,181,444,984</b>	<b>180,575,946,751</b>
<b>LIABILITIES AND CAPITAL</b>			
<b>Borrowings from other banks, financial Institutions and agents</b>	11	<b>2,277,029,982</b>	<b>2,900,123,732</b>
<b>Deposits and other accounts:</b>	12	<b>146,933,936,813</b>	<b>148,961,574,016</b>
Current Accounts and other Accounts		8,168,833,529	6,837,352,079
Bills Payable		1,000,211,752	860,246,535
Savings Bank Deposits		10,767,694,099	9,968,005,618
Fixed Deposits		126,997,197,433	131,295,969,784
Bearer Certificates of Deposit		-	-
Other Deposits		-	-
<b>Other liabilities</b>	13	<b>25,112,968,245</b>	<b>30,821,521,468</b>
<b>Total Liabilities:</b>		<b>174,323,935,040</b>	<b>182,683,219,216</b>
<b>Capital/Shareholders' Equity</b>			
Paid up Capital	14.2	10,846,982,500	10,846,982,500
Statutory Reserve	15	2,224,690,642	2,224,690,642
Other Reserve	16	27,028,167,425	27,079,724,454
Surplus in Profit and Loss A/C	17	(46,242,330,623)	(42,258,670,061)
<b>Total Shareholders' Equity</b>		<b>(6,142,490,056)</b>	<b>(2,107,272,465)</b>
<b>Total Liabilities and Shareholders' Equity</b>		<b>168,181,444,984</b>	<b>180,575,946,751</b>



**OFF-BALANCE SHEET ITEMS****CONTINGENT LIABILITIES:**

Acceptances and Endorsements  
 Letters of Guarantee  
 Irrevocable Letters of Credit  
 Bills for Collection  
 Other Contingent Liabilities

**Total:****OTHER COMMITMENTS:**

Documentary credit and short term trade-related transactions  
 Forward assets purchased and forward deposits placed  
 Undrawn note issuance and revolving underwriting facilities  
 Undrawn formal standby facilities, credit lines and other commitments

**Total:****Total Off-Balance Sheet items including contingent liabilities:**

Note

18

**Amount of Taka****31.12.2023****31.12.2022**

3,158,413,446

2,323,480,142

3,424,892,339

2,816,785,445

8,082,842,340

6,398,719,277

85,195,526

127,721,608

1,107,132,325

1,106,481,725

**15,858,475,976****12,773,188,197**

-

-

-

-

-

-

-


-

**15,858,475,976****12,773,188,197**

These financial statements should be read in conjunction with the annexed notes.



Managing Director



Director



Director



Chairman

Signed as per our annexed report on same date.

Dated, Dhaka  
 30 April, 2024



**Md. Nurul Hossain Khan FCA**

Enrollment no. : 0240

Managing Partner

**Kazi Zahir Khan & Co.**

Chartered Accountants

DVC No. : 2405020240AS345756

# BASIC Bank Limited

## Profit & Loss Account

### For the year ended 31 December 2023


	Note	Amount of Taka	
		2023	2022
Interest income	19	4,999,907,589	6,226,290,184
Interest paid on deposits and borrowings etc.	20	(9,784,527,828)	(8,690,794,050)
<b>Net interest income</b>		<b>(4,784,620,239)</b>	<b>(2,464,503,866)</b>
Investment income	21	1,625,646,885	2,026,542,618
Commission, exchange and brokerage	22	800,397,678	1,282,009,653
Other operating income	23	882,950,050	471,477,167
		<b>3,308,994,613</b>	<b>3,780,029,438</b>
<b>Total operating income</b>		<b>(1,475,625,626)</b>	<b>1,315,525,572</b>
Salary and allowances	24	1,805,403,164	1,815,314,188
Rent, taxes, insurance, electricity etc.	25	308,070,462	297,273,285
Legal & professional expenses	26	23,873,234	18,884,431
Postage, stamp, telecommunication etc.	27	17,490,041	17,486,332
Stationery, Printings, Advertisements etc.	28	35,256,579	31,504,976
Managing Director's salary	29	5,225,150	5,228,600
Directors' fees	30	2,793,200	3,326,800
Auditors' fees		575,000	920,000
Charges on loan losses		-	-
Depreciation of bank's assets	31	81,759,593	77,039,036
Repair of bank's assets	32	35,053,995	34,068,414
Other expenses	33	303,006,077	290,585,709
<b>Total operating expenses</b>		<b>2,618,506,495</b>	<b>2,591,631,771</b>
<b>Profit/(Loss) before provision</b>		<b>(4,094,132,121)</b>	<b>(1,276,106,199)</b>
Provision (excess provision) for loan	34	-	-
Provision (excess provision) for Off Balance Sheet Exposures	34	43,194,912	-
Provision (excess provision) for other assets	34	(228,898,321)	(111,153,883)
Provision (excess provision) for Investment	34	(26,800,000)	83,652,661
Provision (excess provision) for Balance with other Banks and NBFIs	34	-	-
<b>Total provision</b>		<b>(212,503,409)</b>	<b>(27,501,222)</b>
<b>Total Profit/(Loss) before taxes</b>		<b>(3,881,628,712)</b>	<b>(1,248,604,977)</b>
Provision for Current Tax	35	288,799,777	121,340,113
Provision for Deferred Tax	36	(7,477,772)	(68,293,278)
<b>Net Profit/(Loss) after Taxation</b>		<b>(4,162,950,717)</b>	<b>(1,301,651,812)</b>

	Note	Amount of Taka	
		2023	2022
<b>Appropriations:</b>			
Statutory Reserve	37	-	-
General Reserve	37	-	-
Dividends etc.	37	-	-
<b>Retained surplus</b>		<b>(4,162,950,717)</b>	<b>(1,301,651,812)</b>
<b>Earning Per Share (EPS)</b>	39	<b>(3.84)</b>	<b>(1.20)</b>
<b>Diluted Earning Per Share (Diluted EPS)</b>	39	<b>(1.13)</b>	<b>(0.35)</b>

These financial statements should be read in conjunction with the annexed notes.



Managing Director



Director



Director



Chairman

Signed as per our annexed report on same date.

Dated, Dhaka  
30 April, 2024



**Md. Nurul Hossain Khan FCA**  
Enrollment no. : 0240  
Managing Partner  
**Kazi Zahir Khan & Co.**  
Chartered Accountants  
DVC No. : 2405020240AS345756

# BASIC Bank Limited

## Statement of Cash Flows

### For the year ended 31 December 2023

	Amount of Taka	
	2023	2022
<b><u>Cash flows from operating activities</u></b>		
Interest receipts in cash	6,618,075,144	8,553,392,094
Interest payments	(9,902,488,196)	(8,896,734,065)
Dividends receipts	47,669,521	52,969,997
Fee and commission receipts in cash	800,397,678	1,282,009,653
Recoveries of loans previously written off	48,091,367	292,472,976
Cash payments to employees	(1,841,970,806)	(1,851,025,968)
Cash payments to suppliers	(35,256,579)	(31,504,976)
Income taxes paid	(151,064,913)	(172,374,835)
Receipts from other operating activities (item- wise)	816,811,032	163,781,672
Payments for other operating activities (item-wise)	(690,862,009)	(662,544,971)
<b>Operating profit before changes in operating assets and liabilities</b>	<b>(4,290,597,761)</b>	<b>(1,269,558,423)</b>
<b><u>Increase/Decrease in operating assets and liabilities</u></b>	<b>(271,276,538)</b>	<b>5,498,063,309</b>
Statutory deposits	-	-
Purchase/sale of trading securities	3,103,861,831	7,598,659,604
Loans & advances to other banks	-	-
Loans & advances to customers	3,070,533,295	9,856,411,015
Other assets (item-wise)	878,311,516	(578,647,009)
Deposits from other banks	(15,083,183)	2,644,172
Deposits from customers	(2,012,554,020)	(2,021,463,282)
Other liabilities (item-wise)	(5,296,345,977)	(9,359,541,191)
<b>Net cash from operating activities</b>	<b>(4,561,874,299)</b>	<b>4,228,504,886</b>
<b><u>Cash flows from investing activities</u></b>		
Proceeds from Sale of Securities	-	-
Payments for Purchase of Securities	-	-
Purchase of property, plant & equipment	(164,037,518)	(68,436,888)
Sales of property, plant & equipment	18,527,793	16,172,083
<b>Net cash from investing activities</b>	<b>(145,509,725)</b>	<b>(52,264,805)</b>
<b><u>Cash flows from financing activities</u></b>		
Increase/(Decrease) of Long Term Borrowing	(623,093,750)	(1,727,036,006)
Receipt from Government	-	-
Conversion of borrowing into reserve	-	-
Payment of Dividend	-	-
<b>Net cash from financing activities</b>	<b>(623,093,750)</b>	<b>(1,727,036,006)</b>
<b>Net increase/decreasing cash</b>	<b>(5,330,477,774)</b>	<b>2,449,204,075</b>
<b>Effects of Exchange Rate Changes on Cash and Cash Equivalent</b>	<b>-</b>	<b>-</b>
<b>Cash and cash equivalents at beginning period</b>	<b>16,258,554,112</b>	<b>13,809,350,037</b>
<b>Cash and cash equivalents at end of period</b>	<b>10,928,076,338</b>	<b>16,258,554,112</b>

### Analysis of cash and cash equivalents at end of period

Cash  
Balance with other banks & financial institutions  
Money at call on Short Notice

Amount of Taka	
2023	2022
9,143,834,663	8,992,566,384
1,784,241,675	1,965,987,728
-	5,300,000,000
<b>10,928,076,338</b>	<b>16,258,554,112</b>



Managing Director



Director




Director



Chairman

Signed as per our annexed report on same date.

Dated, Dhaka  
30 April, 2024



**Md. Nurul Hossain Khan FCA**  
Enrollment no. : 0240  
Managing Partner  
**Kazi Zahir Khan & Co.**  
Chartered Accountants  
DVC No. : 2405020240AS345756

# BASIC Bank Limited

## Statement of Changes in Equity

### For the year ended 31 December 2023

Particulars	Paid-up Capital	Statutory Reserve	Other Reserve				Sub-Total	Profit and Loss	Total
			Non-cumulative irredeemable preference share	General Reserve	Share Money deposit	Investment Revaluation Reserve			
	Taka	Taka	Taka	Taka	Taka	Taka	Taka	Taka	
Balance as at 01 January 2023	10,846,982,500	2,224,690,642	1,205,000,000	40,000,000	26,000,000,000	(165,275,546)	27,079,724,454	(42,258,670,061)	(2,107,272,465)
Add: Transferred from intt. Suspense agst. NBA and specific provision agst. NBA for booking NBA as Fixed Assets	-	-	-	-	-	-	-	179,290,155	179,290,155
<b>Opening Balance after adjustment for non-banking assets</b>	10,846,982,500	2,224,690,642	1,205,000,000	40,000,000	26,000,000,000	(165,275,546)	27,079,724,454	(42,079,379,906)	(1,927,982,310)
Net Profit for the Year	-	-	-	-	-	-	-	-	-
Increase/ (decrease) of Investment Revaluation Reserve during the year	-	-	-	-	-	(51,557,029)	(51,557,029)	(4,162,950,717)	(4,162,950,717)
Transferred to Other Reserve	-	-	-	-	-	-	-	-	-
Cash Dividend Paid during the year	-	-	-	-	-	-	-	-	-
Dividend Distribution Tax	-	-	-	-	-	-	-	-	-
Issue of share capital	-	-	-	-	-	-	-	-	-
Share Money received during the year	-	-	-	-	-	-	-	-	-
Issuance of bonus share	-	-	-	-	-	-	-	-	-
Transferred to Statutory Reserve	-	-	-	-	-	-	-	-	-
Free Reserve	-	-	-	-	-	-	-	-	-
<b>Balance as at 31 December 2023</b>	<b>10,846,982,500</b>	<b>2,224,690,642</b>	<b>1,205,000,000</b>	<b>40,000,000</b>	<b>26,000,000,000</b>	<b>(216,832,575)</b>	<b>27,028,167,425</b>	<b>(46,242,330,623)</b>	<b>(6,142,490,056)</b>

These financial statements should be read in conjunction with the annexed notes.

  
Managing Director

  
Director

  
Director

  
Chairman

Signed as per our annexed report on same date.

**BASIC Bank Limited**  
Liquidity Statement  
(Asset and Liability Maturity Analysis)  
As at 31 December 2023

(Amount in Taka)

Particulars	Up to 01 month	1 - 3 months	3 - 12 months	1 - 5 years	More than 5 years	Total
<b>Assets:</b>						
Cash in hand	1,141,660,877	-	-	-	8,002,173,786	9,143,834,663
Balance with other banks and financial institutions	1,312,183,047	41,889,737	-	430,168,891	-	1,784,241,675
Money at call on short notice	-	-	-	-	-	-
Investment	3,221,100	502,083,394	1,857,989,799	5,611,089,850	12,304,578,800	20,278,962,943
Loans and Advances	11,706,902,120	4,058,804,325	26,079,008,240	64,803,410,010	24,876,705,004	131,524,829,699
Fixed assets including premises, furniture & fixtures	-	-	2,873,475	59,683,245	384,702,613	447,259,333
Other assets	-	386,257,659	26,185,505	1,210,644,524	3,355,370,493	4,978,458,181
Non-banking assets	-	-	-	-	23,858,490	23,858,490
<b>Total Assets</b>	<b>14,163,967,144</b>	<b>4,989,035,115</b>	<b>27,966,057,019</b>	<b>72,114,996,520</b>	<b>48,947,389,186</b>	<b>168,181,444,984</b>
<b>Liabilities:</b>						
Borrowing from Bangladesh Bank, other banks, financial institutions and agents	500,004	1,102,000	5,204,013	27,220,019	2,243,003,946	2,277,029,982
Deposits & Other accounts	26,036,696,963	45,346,789,975	40,051,779,975	30,067,289,974	5,431,379,926	146,933,936,813
Provision and other liabilities	195,602,150	1,073,102,525	1,241,901,108	7,756,082,000	14,846,280,462	25,112,968,245
<b>Total Liabilities</b>	<b>26,232,799,117</b>	<b>46,420,994,500</b>	<b>41,298,885,096</b>	<b>37,850,591,993</b>	<b>22,520,664,334</b>	<b>174,323,935,040</b>
<b>Net Liquidity Gap</b>	<b>(12,068,831,973)</b>	<b>(41,431,959,385)</b>	<b>(13,332,828,077)</b>	<b>34,264,404,527</b>	<b>26,426,724,852</b>	<b>(6,142,490,056)</b>



Managing Director



Director



Director



Chairman

Signed as per our annexed report on same date.

# BASIC Bank Limited

## Notes to the Financial Statements

### For the year ended 31 December 2023

---

#### 1. The Bank and its activities

##### 1.1 Corporate information

BASIC Bank Limited ("the Bank") was incorporated as a banking company in 1989 under the eastwhile Companies Act, 1913 and governed by the Bank Companies Act, 1991 (amended 2013). In 2001 the Bank changed its earlier name 'Bank of Small Industries and Commerce Bangladesh Limited' and registered the new name as "BASIC Bank Limited" with the Registrar of Joint Stock Companies and Firms. Initially the Bank started its operation as a joint venture organization of the then BCC foundation, a welfare trust in Bangladesh and the Government of the People's Republic of Bangladesh. On 4 June 1992 the Government of Bangladesh took over 100% shares and became the sole owner of the Bank. Thus, it is recognized as a state-owned Bank. It operates with 72 branches and 37 sub-branches in Bangladesh. The registered office of the Bank is located at 73 Motijheel C/A, Dhaka-1000.

##### 1.2 Objectives

The Memorandum and Articles of Association of BASIC Bank Limited stipulate that at least fifty percent of its loanable fund shall be used for financing Small and Medium Scale Industries. The principal activities of the Bank is unique in blending development financing and commercial banking.

#### 2. Basis of preparation and significant accounting policies

##### Basis of preparation

##### 2.1 Statement of compliance

The financial statements of the Bank are prepared in accordance with the International Financial Reporting Standards (IFRS) and the requirements of the Bank Companies Act 1991 (amended 2013), the rules and regulations issued by Bangladesh Bank and the Companies Act 1994. In case any requirement of the Bank Companies Act 1991, and provisions and circulars issued by Bangladesh Bank differ with those of IFRS, the requirements of the Bank Companies Act 1991, and provisions and circulars issued by Bangladesh Bank shall prevail. Material departures from the requirements of IFRS are as follows:

##### i) Investment in shares and securities

**IFRS:** As per requirements of IAS 39 investment in shares and securities generally falls either under "at fair value through profit and loss account" or under "available for sale" where any change in the fair value (as measured in accordance with IFRS 13) at the year-end is taken to profit and loss account or revaluation reserve respectively.

**Bangladesh Bank:** As per BRPD circular no. 14 dated 25 June 2003 investments in quoted shares and unquoted shares are revalued at the year end at market price and as per book value of last audited balance sheet respectively. Provision should be made for any loss arising from diminution in the value of investment; otherwise investments are recognised at cost.

##### ii) Revaluation gains/losses on Government securities

**IFRS:** As per requirement of IAS 39 where securities will fall under the category of Held for Trading (HFT), any change in the fair value of held for trading assets is recognised through profit and loss account. Securities designated as Held to Maturity (HTM) are measured at amortised cost method and interest income is recognised through the profit and loss account.

**Bangladesh Bank:** Held for Trading (HFT) securities are revalued on the basis of marked to market at every week end and at year end. Any gains on revaluation of securities which have not matured as at the revaluation date are recognised in other reserves as a part of equity and any losses on revaluation of securities which have not matured as at the revaluation date are charged in the profit and loss account. Interest on HFT securities including amortisation of discount are recognised in the profit and loss account. Held to Maturity (HTM) securities which have not matured as at the balance sheet date are amortised at the year end and gains or losses on amortisation are recognised in other reserve as a part of equity.



### iii) Provision on loans and advances/investments

**IFRS:** As per IAS 39 an entity should start the impairment assessment by considering whether objective evidence of impairment exists for financial assets that are individually significant. For financial assets that are not individually significant, the assessment can be performed on an individual or collective (portfolio) basis.

**Bangladesh Bank:** As per BRPD Circular No. 14 dated 23 September 2012, BRPD Circular No. 15 dated 23 September 2012, BRPD Circular No. 06 dated 29 May 2013, BRPD Circular No. 05 dated 16 May 2019, BRPD Circular No. 03 dated 21 April 2019, BRPD Circular No. 16 dated 21 July 2020, BRPD Circular No. 17 dated 28 September 2020, BRPD Circular No. 56 dated 10 December 2020 BRPD Circulars no. 3 dated 31 January, 2021, no. 5 dated 24 March, 2021 and no. 51 dated 29 December 2021 and BRPD Circular letter No. 53 dated 30 December 2021; a general provision at 0.25% to 5% under different categories of unclassified loans has to be maintained regardless of objective evidence of impairment. Also provision for sub-standard loans, doubtful loans and bad & loss loans has to be provided at 5%, 20%, 50% and 100% respectively for loans and advances depending on the duration of overdue. Again as per BRPD circular no. 10 dated 18 September 2007 and BRPD circular no. 14 dated 23 September 2012, a general provision at 1% is required to be provided for all off-balance sheet exposures. Such provision policies are not specifically in line with those prescribed by IAS 39.

### iv) Recognition of interest in suspense

**IFRS:** Loans and advances to customers are generally classified as 'loans and receivables' as per IAS 39 and interest income is recognised through effective interest rate method over the term of the loan. Once a loan is impaired, interest income is recognised in profit and loss account on the same basis based on revised carrying amount.

**Bangladesh Bank:** As per BRPD circular no. 14 dated 23 September 2012, once a loan is classified, interest on such loans are not allowed to be recognised as income, rather the corresponding amount needs to be credited to an interest suspense account, which is presented as liability in the balance sheet.

### v) Other comprehensive income

**IFRS:** As per IAS 1 Other Comprehensive Income (OCI) is a component of financial statements or the elements of OCI are to be included in a single Other Comprehensive Income statement.

**Bangladesh Bank:** Bangladesh Bank has issued templates for financial statements to be strictly followed by all banks. The templates of financial statements issued by Bangladesh Bank do not include Other Comprehensive Income nor are the elements of Other Comprehensive Income allowed to be included in a single Other Comprehensive Income (OCI) Statement. As such the Bank does not prepare the other comprehensive income statement. However, elements of OCI, if any, are shown in the statements of changes in equity.

### vi) Financial instruments – presentation and disclosure

In several cases Bangladesh Bank guidelines categorise, recognise, measure and present financial instruments differently from those prescribed in BAS 39. As such full disclosure and presentation requirements of IFRS 7 and IAS 32 cannot be made in the financial statements.

### vii) Repo Transactions

**IFRS:** When an entity sells a financial asset and simultaneously entered into an agreement to repurchase the asset (or a similar asset) at a fixed price on a future date (repo or stock lending), the arrangement is accounted for a deposit, and the underlying asset continues to be recognised in the entities financial statements. These transaction will be treated as loan and the difference between selling price and repurchase price will be treated as interest expenses.

**Bangladesh Bank:** As per DOS guidelines, when a bank sells a financial assets and simultaneously enters into an agreement to repurchase the asset (or a similar asset) at a fixed price on a future date (repo and stock lending), the agreement is accounted for a normal sales transactions and the financial assets are derecognised in the seller's book and a recognised in the buyers book.

**viii) Financial guarantees**

**IFRS:** As per IAS 39, financial guarantees are contracts that require an entity to make specified payments to reimburse the holder for a loss it incurs because a specified debtor fails to make payment when due in accordance with the terms of a debt instrument. Financial guarantee liabilities are recognised initially at their fair value, and the initial fair value is amortised over the life of the financial guarantee. The financial guarantee liability is subsequently carried at the higher of this amortised amount and the present value of any expected payment when a payment under the guarantee has become probable. Financial guarantees are included within other liabilities.

**Bangladesh Bank:** As per BRPD 14, financial guarantees such as letter of credit, letter of guarantee and acceptance will be treated as off-balance sheet items. No liability is recognised for the guarantee except the cash margin.

**ix) Cash and cash equivalent**

**IFRS:** Cash and cash equivalent items should be reported as cash item as per IAS 7.

**Bangladesh Bank:** Some cash and cash equivalent items such as money at call and on short notice, treasury bills, Bangladesh Bank bills and prize bond are not shown as cash and cash equivalents. Money at call and on short notice is presented on the face of the balance sheet, and treasury bills, prize bonds are shown in investments.

**x) Non-banking asset**

**IFRS:** No indication of non-banking asset is found in any IFRS.

**Bangladesh Bank:** As per BRPD 14, there must exist a face item named non-banking asset.

**xi) Cash flow statement**

**IFRS:** The cash flow statement can be prepared using either the direct method or the indirect method. The presentation is selected to present these cash flows in a manner that is most appropriate for the business or industry. The method selected is applied consistently.

**Bangladesh Bank:** As per BRPD 14, cash flow is the mixture of direct and indirect methods.

**xii) Balance with Bangladesh Bank (Cash Reserve Requirement)**

**IFRS:** Balance with Bangladesh Bank should be treated as other asset as it is not available for use in day to day operations as per IAS 7.

**Bangladesh Bank:** Balance with Bangladesh Bank is treated as cash and cash equivalents.

**xiii) Presentation of intangible asset**

**IFRS:** An intangible asset must be identified and recognised, and the disclosure must be given as per IAS 38.

**Bangladesh Bank:** There is no regulation for intangible assets in BRPD 14.

**xiv) Off-balance sheet items**

**IFRS:** There is no concept of off-balance sheet items in any IFRS; hence there is no requirement for disclosure of off-balance sheet items on the face of the balance sheet.

**Bangladesh Bank:** As per BRPD 14, off balance sheet items (e.g. Letter of Credit, Letter of Guarantee, Acceptance, etc.) must be disclosed separately on the face of the balance sheet.

**xv) Loans and advances net of provision**

**IFRS:** Loans and advances should be presented net of provision.

**Bangladesh Bank:** As per BRPD 14, provision on loans and advances are presented separately as liability and can not be netted of against loans and advances.

## 2.2 Use of estimates and judgments

The preparation of the financial statements of the Bank in conformity with IFRSs requires management to make judgments, estimates and assumptions that affect the application of accounting policies and the reported amount of assets, liabilities, income and expenses. Actual results may differ from these estimates.

Estimates and underlying assumptions are reviewed on an on going basis. Revisions to accounting estimates are recognized in the period in which the estimate is revised and in any future periods affected.

Information about significant areas of estimation uncertainty and critical judgments in applying accounting policies that have the most significant effect on the amounts recognized and presented in the financial statements of the Bank are included in following notes/statements:

- a) Note 13.1, 13.2, 13.3, 13.4 & 13.5 Provision for loans and advances, off balance sheet exposure, other assets, investments and balance with other banks & NBFIs.
- b) Note 31 Depreciation
- c) Note 35 Current tax liabilities
- d) Note 36 Deferred tax asset
- e) Liquidity Statement

## 2.3 Foreign currency transaction

### a) Foreign currency

Items included in the financial statements are measured using the currency of the primary economic environment in which the Bank operates, i.e. the functional currency. The financial statements of the Bank are presented in Taka which is the Bank's functional and presentation currency.

### b) Foreign currencies translation

Foreign currency transactions are converted into equivalent Taka using the ruling exchange rates on the dates of respective transactions as per IAS-21 "The Effects of Changes in Foreign Exchange Rates". Foreign currency balances held in US Dollar are converted into Taka at weighted average rate of inter bank market as determined by Bangladesh Bank on the closing date of every month. Balances held in foreign currencies other than US Dollar are initially translated into equivalent US Dollar at buying rates taken from Ticker Plant and then retranslated from US Dollar into equivalent Taka in the same specified above.

### c) Commitments

Commitments for outstanding forward foreign exchange contracts disclosed in these financial statements are translated at contracted rates. Contingent liabilities/commitments for letters of credit, letters of guarantee, acceptance etc. denominated in foreign currencies are expressed in Taka terms at the rate of exchange ruling on the date of giving commitment or taking liability.

### d) Transaction gains and losses

Foreign exchange differences (rates at which transactions were initially recorded and the rate prevailing on the reporting date/date of settlements) of the monetary items are recognized in the profit and loss account.

## 2.4 Statement of cash flows

Statements of Cash flows has been prepared in accordance with International Accounting Standard (IAS) 7 "Statement of Cash Flows" and under the guideline of Bangladesh Bank BRPD Circular no.14 dated 25 June 2003. The Statement shows the structure of changes in cash and cash equivalents during the financial year.

## 2.5 Liquidity statement

The Liquidity Statement of assets and liabilities as on the reporting date has been prepared on residual maturity term as per the following basis:

- i) Balance with other Banks and financial institutions, money at call on short notice, etc. are on the basis of their maturity term;
- ii) Investments are on the basis of their respective maturity;
- iii) Loans and advances are on the basis of their repayment schedule;
- iv) Fixed assets are on the basis of their useful lives;
- v) Other assets are on the basis of their realization/amortization;
- vi) Borrowing from other banks, financial institutions & agents, etc. are as per their maturity/repayment terms;
- vii) Deposits & other accounts are on the basis of their maturity term & past trend of withdrawal by the depositors; and
- viii) Provisions and other liabilities are on the basis of their payment/adjustments schedule.

## 2.6 Statement of changes in equity

Statement of Changes in Equity has been prepared in accordance with IAS 1 “Presentation of Financial Statements” and following the guidelines of Bangladesh Bank BRPD circular no.14 dated 25th June 2003.

## 2.7 Reporting period

These financial statements cover one calendar year from 01 January 2023 to 31 December 2023.

## 2.8 Offsetting

Financial assets and financial liabilities are offsetted and the net amount is reported in the balance sheet when there is a legally enforceable right to offset the recognized amounts and there is an intention to settle on a net basis, or realize the asset and settle the liability simultaneously.

## 2.9 Assets and basis of their valuation

### 2.9.1 Cash and cash equivalents

Cash and cash equivalents include notes and coins on hand, unrestricted balances held with Bangladesh Bank and highly liquid financial assets which are subject to insignificant risk of changes in their fair value, and are used by the Bank management for its short term commitments.

### 2.9.2 Loans, advances and provisions

Loans and advances are stated in the balance sheet on gross basis. General provisions on unclassified loans and contingent assets, specific provisions for classified loans and interest suspense account thereon are shown under other liabilities. Provision against classified loans and advances is made on the basis of quarter end review by the management and instructions contained in BRPD Circular No. 14 dated 23 September 2012, BRPD Circular No. 15 dated 23 September 2012, BRPD Circular No. 06 dated 29 May 2013, BRPD Circular No. 05 dated 16 May 2019, BRPD Circular No. 03 dated 21 April 2019, BRPD Circular No. 16 dated 21 July 2020, BRPD Circular No. 17 dated 28 September 2020, BRPD Circular No. 56 dated 10 December 2020, BRPD Circulars no. 3 dated 31 January, 2021, no. 5 dated 24 March, 2021 and no. 51 dated 29 December 2021 and BRPD Circular letter No. 53 dated 30 December 2021. The rates for provisions are stated below:

Particulars		Provision Rate
<b>General provision on</b>		
a.	Consumer Financing (House Financing)	1%
b.	Consumer Financing (Loans to Professional)	2%
c.	Consumer Financing (Other than house finance and loans to professional)	2%
d.	Small and Medium Enterprise Financing (SMEF)	0.25%
e.	Short Term Agriculture & Micro Credit	1%
f.	Loans to BHs/ MBs/ Sds against Shares etc	2%
g.	All other Credit	1%
h.	Special Mention Account	0.25%, 1%

Particulars		Provision Rate
<b>Specific provision on</b>		
a.	Substandard Loans and Advances	
	i. Short Term Agri Credit & Micro Credit	5%
	ii. Other than Short Term Agri Credit & Micro Credit	5%, 20%
b.	Doubtful Loans and Advances	
	i. Short Term Agri Credit & Micro Credit	5%
	ii. Other than Short Term Agri Credit & Micro Credit	5%, 20%, 50%
c.	Bad & Loss Loans and Advances	100%

### 2.9.3 Investments

Investments have been initially recognised at cost, including acquisition charges associated with the investment. Premiums have been amortised and discount accredited, using the effective or historical yield method. The investment in government securities (Treasury bills & bonds) are classified into Held to Maturity (HTM) & Held for Trading (HFT) as per Bangladesh Bank's guidelines contained in DOS Circular Letter No. 05 dated 26 May 2008 as amended vide DOS Circular Letter No. 05 dated 28 January 2009, DOS Circular No. 06 dated 15 July 2010 & DOS Circular Letter No.01 dated 19 January 2014. Same procedures are followed for investment in Bangladesh Bank Bills. Reclassification of HTM securities into HFT securities are also done in compliance with Bangladesh Bank's guidelines.

#### Held to Maturity (HTM)

Held-to-maturity investments are non-derivative assets with fixed or determinable payments and fixed maturity that the entity has the positive intent and ability to hold to maturity, and which are not designated at fair value through profit or loss or as available for sale. These are measured at amortized value at each year end by taking into account any premium or discount on acquisition. Any increase/decrease in value for amortization of such investments is transferred to revaluation reserve account and shown in the statement of changes of equity. The gains on such security at the time of maturity of the security are credited to income account.

#### Held for Trading (HFT)

The securities under this category are the securities acquired by the Bank with the intention to trade by taking advantages of short term price/interest movement. The government securities (Treasury Bills/Bangladesh Bank Bills) under "Held for Trading" category are amortized and measured at present value on the basis of marking to market method weekly. The resulting gains & losses are transferred to profit and loss account and then gains arising from marking to market are instantly transferred to other reserve account from profit and loss account. The government securities (Treasury Bond) under "Held for Trading" category are measured at present value on the basis of marking to market method weekly. The resulting gains are transferred to other reserve account & losses are transferred to profit and loss account. The gains/(losses) arising on maturity or sale of such securities are credited/(debited) to profit and loss account.

Value of investments has been enumerated as follows:

Investment class	Initial recognition	Measurement after initial recognition	Recording of changes
Bangladesh Bank Bill/ Treasury Bill /Bond (HTM)	Cost	Amortised value	Both increase and decrease in value are transferred to revaluation reserve account.
Bangladesh Bank Bill/ Treasury Bill (HFT)	Cost	Market value	Both gains & losses are transferred to profit and loss account: gains arising from marking to market are instantly transferred to other reserve account from profit and loss account.
Treasury Bond (HFT)	Cost	Market value	Increase in value to equity and decrease in value to Profit & Loss account.
Prize Bond	Face value	None	None
Subordinated Bond	Cost	None	None
Shares	Cost	Lower of cost and market value	Any loss is charged to Profit & Loss account. Realized gain is recognized in Profit & Loss accounts. Unrealized gain is not recognized in accounts.

### Investment in listed (quoted) securities

These securities are bought and held primarily for the purpose of selling them in future or hold for dividend income. These are reported at cost. Unrealized gains are not recognized in the profit and loss account. But provision for diminution in value of investment has been made properly.

### Investment in unlisted (unquoted) securities

Subordinated Bond is reported at cost and shares are reported at lower of cost and market value.

### Other Investments

Other investments like prize bond is also eligible for SLR, which is shown at face value.

### Investment and related income

- a) Income on investments other than shares is accounted for on accrual basis concept; and
- b) Dividend income on investment in shares is accounted for in the year when right has been established.

## 2.9.4 Fixed assets

### Recognition and measurement

Items of fixed assets are measured at cost less accumulated depreciation as per BAS 16 "Property, Plant and Equipment". Cost includes expenditures that are directly attributable to the acquisition of assets. Subsequent cost is capitalized only when it is probable that the future economic benefits associated with the costs will flow to the entity. Ongoing repairs and maintenance is expensed as incurred.

Purchased software that is integral to the functionality of the related equipment is capitalized as part of that equipment.

### Depreciation

Items of fixed assets are depreciated from the date that they are installed and are ready for use, or in respect of internally constructed assets, from the date that the asset is completed and ready for use. Depreciation on the fixed assets has been charged for the year at the following rates:

Category of fixed assets	Rate	Method of Depreciation
Building-Office	3%	Reducing balance method
Furniture and Fixtures	10%	Reducing balance method
Interior Decoration	10%	Reducing balance method
Machinery and Equipment	20%	Reducing balance method
Computer Hardware	20%	Straight line method
Software	20%	Straight line method
Motor Vehicles	25%	Straight line method
Leasehold Assets	1%	Straight line method over the lease hold period

For additions during the year, depreciation is charged for the remaining days of the year and for disposal depreciation is charged up to the date of disposal.

On disposal of fixed assets, the cost and accumulated depreciation are eliminated from the fixed assets schedule and gain or loss on such disposal is reflected in the profit and loss account, which is determined with reference to the net book value of the assets and net sale proceeds.

### 2.9.5 Intangible assets

- a) An intangible asset is recognised if it is probable that the future economic benefits that are attributable to the assets will flow to the entity and the cost of the asset can be measured reliably in accordance with IAS 38: "Intangible Assets".

Initial cost comprises license fees paid at the time of purchase and other directly attributable expenditure that are incurred in customizing the software for its intended use. Subsequent expenditure on intangible asset is capitalised only when it increases the future economic benefits embodied in the specific assets to which it relates. All other expenditure is expensed as incurred.

- b) Software represents the value of computer application software licensed for use of the Bank, other than software applied to the operation software system of computers. Intangible assets are carried at its cost, less accumulated amortization and any impairment losses.
- c) Software is amortized using the straight line method over the estimated useful life of 5 (five) years commencing from the date of the application software is available for use over the best estimate of its useful economic life.

### 2.9.6 Other assets

Other assets include all balance sheet accounts not covered specifically in other areas of the supervisory activity and such accounts may be quite insignificant in the overall financial condition of the Bank.

### 2.9.7 Receivables

Receivables are recognized when there is a contractual right to receive cash or another financial asset from another entity.

### 2.9.8 Inventories

Inventories measured at the lower of cost and net realizable value.

### 2.9.9 Leasing

The Bank currently has lease/rent agreements at 72 (Seventy two) of its branch and 37 (Thirty seven) Sub-branch offices and incurred Tk.22.59 crore as expense on the lease/rent payment. The leases/rents are short term leases/rent with different tenure and cancellable contract. As such, the leases/rent are not treated as Right of Use Assets (ROU). However, the effect of IFRS 16 is very immaterial compared to the volume of whole financial statements. All contracts are cancellable contract and the effect of lease is not material.

### 2.9.10 Non-banking assets

The bank has not acquired any non-banking assets in exchange for loan during the period of this financial statements. But the Bank acquired non-banking assets of land valuing at Tk. 82,19,490 and building valuing at Tk. 1,56,39,000, Total Tk. 2,38,58,490 in exchange for loan in 2019.

### 2.9.11 Reconciliation of inter-bank and inter-branch account

Accounts with regard to inter-bank (in Bangladesh and outside Bangladesh) are reconciled regularly and there are no material differences which may affect the financial statements significantly.

Un-reconciled entries/balances in the case of inter-branch transactions as on the reporting date are not material.

### 2.10 Share capital

Ordinary shares are classified as equity when there is no contractual obligation to transfer cash or other financial assets.

### 2.11 Statutory reserve

Bank Companies Act, 1991 requires the Bank to transfer 20% of its current year's profit before tax to reserve until such reserve equals to its paid up capital and share premium account.

## **2.12 Deposits and other accounts**

Deposits by customers & banks are recognized when the Bank enters into contractual provisions of arrangements with the counterparties, which is generally on trade/contract date, & initially measured at the consideration received.

## **2.13 Borrowings from other banks, financial institutions and agents**

Borrowed funds include call money deposits, borrowings, re-finance borrowings and other term borrowings from banks, Bangladesh Bank, Financial Institutions & other Organizations. They are stated in the balance sheet at amounts payable. Interest paid / payable on these borrowings is charged to the income statements.

## **2.14 Basis for valuation of liabilities and provisions**

### **2.14.1 Provision for current taxation**

Provision for current income tax has been made as per prescribed rate in the Finance Ordinance, 2022 on the gross receipts/accounting profit made by the Bank after considering some of the add backs to income and disallowances of expenditure as per income tax laws in compliance with IAS-12 "Income Taxes".

### **2.14.2 Provision for deferred taxation**

Deferred tax is recognized in compliance with IAS 12 "Income Taxes" and BRPD Circular no. 11 dated 12 December 2011, providing for temporary differences between the carrying amounts of assets and liabilities for financial reporting purposes and amounts used for taxation purposes. Deferred tax is measured at the tax rates that are expected to be applied to the temporary differences when they reverse, based on the laws that have been enacted or substantively enacted by the date of balance sheet. Deferred tax assets and liabilities are offset as there is a legally enforceable right to offset current tax liabilities and assets, and they relate to income taxes levied by the same tax authority on the same taxable entity.

A deferred tax asset is recognized to the extent that it is probable that future taxable profits will be available against which the deductible temporary difference can be utilized. Deferred tax assets are reviewed at each date of balance sheet and are reduced to the extent that it is no longer probable that the related tax benefit will be realized.

### **2.14.3 Benefits to the employees**

The retirement benefits accrued for the employees of the Bank as on reporting date have been accounted for in accordance with the provisions of International Accounting Standard-19, "Employee Benefit". Bases of enumerating the retirement benefit schemes operated by the Bank are outlined below:

#### **a) Provident Fund**

Provident fund benefits are given to the permanent employees of the Bank in accordance with Bank's service rules. Accordingly approved trust deed and provident fund rules were in place. The Commissioner of Income Tax, Taxes Zone - 8, Dhaka has approved the Provident Fund as a recognized provident fund within the meaning of section 2(52), read with the provisions of part - B of the First Schedule of Income Tax Ordinance 1984. The recognition took effect from 30 September 1995. The Fund is operated by a Board of Trustees consisting of seven members. Usually all confirmed employees of the Bank are contributing 10% of their basic salary as subscription to the Fund. The Bank also contributes 8.33% of basic salary of each member. Interest on the provident fund balance is credited to the members' account on yearly basis.

#### **b) Gratuity Fund**

The Bank made provision for gratuity fund at discretion of the management (with the approved of BoD) to provide an employee with financial benefit on his ceasing the Bank's service or in the event of his death to his legal heirs/nominees or successors, in respect of which provision is made annually covering all its permanent eligible employees who have completed required years of service.



### **c) Benevolent Fund**

The benevolent fund is subscribed by monthly contribution of the employees. The Bank also contributes to the fund @ 0.5% of profit or a lump sum at the end of the year. The fund is established to sanction grant in the event of death on duty or permanent disabilities of the employees & to provide financial assistance to the employees & dependants.

### **d) Superannuation Fund**

The Bank operates a contributory superannuation fund to give benefit to employees at the time of retirement and also cover group term life insurance. Employees are contributing to the fund monthly and the Bank also contributes a lump sum amount from the profit at the end of each year.

### **e) Welfare Fund**

The Bank has been maintaining a welfare fund created from profit. This fund is for the utilization of various social activities as part of corporate social responsibility of the Bank.

## **2.14.4 Provision for liabilities**

A provision is recognized in the balance sheet when the Bank has a legal or constructive obligation as a result of a past event and it is probable that an outflow of economic benefit will be required to settle the obligations, in accordance with the IAS 37 "Provisions, Contingent Liabilities and Contingent Assets".

## **2.14.5 Provision for Off-balance sheet exposures**

Off-balance sheet items have been disclosed under contingent liabilities and other commitments as per Bangladesh Bank guidelines. In accordance with BRPD circular no. 14 dated 23 September 2012, general provision @ 1% has been made on the outstanding balances of Off-Balance Sheet exposure of the Bank as at 31 December 2021. Provision is made on the total exposure and amount of cash margin where value of eligible collateral is not deducted while computing Off-Balance sheet exposure.

## **2.14.6 Provision for nostro accounts**

As per instructions contained in the circular letter no. FEPD (FEMO)/01/2005-677 dated 13 Sep 2005 issued by Foreign Exchange Policy Department of Bangladesh Bank, Banks are required to make provision regarding the un-reconciled debit balance of nostro account for more than 3 months as on the reporting date in these financials. Since there is no unreconciled entries which are outstanding more than 3 months then Bank's are not required to make provision.

## **2.15 Revenue recognition**

### **2.15.1 Interest income**

In terms of the provisions of the IAS-18 "Revenue", the interest income is recognized on accrual basis. Interest on loans and advances ceases to be taken into income when such advances are classified. It is then kept in interest suspense. After the loans is classified as bad and loss, interest ceases to apply in the respective loan account and recorded in the system as unapplied interest. Interest on classified advances is accounted for on a cash receipt basis as per Bangladesh Bank guidelines.

### **2.15.2 Investment income**

Interest income on investments is recognized on accrual basis. Capital gain is recognized when it is realized.

### **2.15.3 Fees and commission income**

Fees, Commission and Exchange Income on services provided by the Bank are recognized as and when the related services are performed. Commission charged to customers on letter of credit, letter of guarantee etc. are credited to Income at the time of effecting the transactions.

#### **2.15.4 Dividend income on shares**

Dividend income from investment in shares is recognized when the Bank's right to receive dividend is established as per IAS 18 "Revenue".

#### **2.15.5 Interest paid and other expenses**

In terms of the provisions of IAS-1 "Presentation of Financial Statements" interest and other expenses are recognized on accrual basis.

### **2.16 Risk Management**

The risk of BASIC Bank Limited is defined as the possibility of losses, financial or otherwise. The risk management of the Bank covers core risk areas of banking viz. credit risk, liquidity risk, market risk that includes foreign exchange risk, interest rate risk, equity risk, ICT risk, operational risk & reputation risk arising from money laundering incidences. The prime objective of the risk management is that the Bank evaluates & takes well calculative business risks & thereby safeguards the Bank's capital, its financial resources & profitability from various business risks through its own measures & through implementing Bangladesh Bank's guidelines & following some best practices as under:

#### **a) Credit risk**

It arises mainly from lending, trade finance, leasing and treasury businesses. It can be described as the potential loss arising from the failure of a counter party to perform as per contractual agreement with the Bank. The failure may result from unwillingness of the counterparty or deterioration in their financial condition.

The Bank has 04 (four) Circle Offices (Circle Office-1, 2, 3 & 4) and several credit divisions focused on different areas/sectors of the economy and entrusted with the duties of Credit Appraisal to assess the merit of loan proposals. The Bank ensures strict management of credit quality by analyzing/assessing borrower risk on historical repayment performance of the borrower, historical and projected financial statements, industry outlook, collateral coverage of the proposed credit facility, market reputation of the borrower and any other relevant aspects. To manage its credit risk at a tolerable level, the Bank prepares an Annual Credit Budget where the amount of loan to each sector is allocated on yearly basis. Budgeted allocation to each sector is monitored or adjusted periodically on the basis of national economic trends, business or sector viability, the Bank's credit position and profitability, the central bank's regulations and guidelines, availability of investable fund and so on. Moreover, total aggregate loans and advances of branches are allocated and controlled on the basis of the credit budget. The Bank also has a Credit Pre-Audit Cell (CPAC) that oversees and ensures proper documentation before approval pertaining to the credit facilities above a threshold amount.

The Bank takes its lending decision based on the credit risk assessment report by the appraisal team. In determining Single borrower/Large loan limit, the instructions of Bangladesh Bank are strictly followed. Internal audit is conducted at periodical intervals to ensure compliance of Bank's & Regulatory polices. Loans are classified as per Bangladesh Bank guidelines. Concentration of single borrower/large loan limit is shown in the notes to the financial statements.

#### **b) Liquidity risk**

The object of liquidity risk management is to ensure that all foreseeable funding commitments and deposit withdrawals can be met when due. To this end, the Bank is maintaining a diversified and stable funding base comprising of core retail and corporate deposits and institutional balance. Management of liquidity and funding is carried out by Treasury and Capital Market Services Division under approved policy guidelines. Treasury Front Office is supported by a very structured Back Office. A Mid Office Division has also been created as per requirement of Bangladesh Bank. The Liquidity management is monitored by Asset Liability Management Committee (ALCO) on a regular basis. A written contingency plan is in place to manage extreme situation.

### **c) Market risk**

The exposure of market risk of the Bank is restricted to foreign exchange risk, interest rate risk & equity risk.

#### **Foreign exchange risk**

Foreign exchange risk is defined as the potential change in earnings due to change in market prices. The foreign exchange risk of the Bank is minimal as all the transactions are carried out on behalf of the customers against underlying L/C commitments and other remittance requirements. No foreign exchange dealing on Bank's account was conducted during the year.

Treasury Division independently conducts the transactions, Back Office of Treasury is responsible for verification of the deals & passing of their entries in the books of account and Mid Office of Treasury monitors dealer's adherence to various internal, regulatory and counter party limits. All foreign exchange transactions are revalued at Mark-to-Market rate as determined by the bank as mid rate at the month end & the mid rate is being published by the Treasury Division of the Bank as per approved policy. All Nostro accounts are reconciled on a monthly basis & outstanding entry beyond 30 days is reviewed by the management for its settlement. The position maintained by the Bank at the end of day was within the stipulated limit prescribed by Bangladesh Bank.

#### **Interest rate risk**

Interest rate risk may arise either from trading portfolio or non-trading portfolio. The short-term movement in interest rate is negligible or nil. Interest rate risk of non-trading business arises from mismatches between future yield of an asset & its funding cost. Asset Liability Management Committee monitors interest rate movement on a regular basis.

#### **Equity risk**

Equity risk arises from fall in market price of shares which are regularly monitored by the management. The management keep required provision as per Bangladesh Bank guidelines when the cost price exist under the market price.

### **d) Reputation risk arising from money laundering incidences**

Money Laundering has significant economic and social consequences, especially for developing countries and emerging markets. The adverse consequences of money laundering are reputational, operational, legal and concentration risks and include loss of profitable business, liquidity problems through withdrawals of funds, termination of correspondent banking facilities, loan losses etc.

An anti-money laundering/countering terrorist financing (AML/CFT) program is an essential component of a bank's compliance regime. The primary goal of an AML/CFT program is to protect the bank against money laundering, terrorist financing and other financial crimes and to ensure that the bank is in full compliance with relevant laws and regulations. The management of BASIC Bank Limited has taken prevention of money laundering and terrorist financing as part of the Bank's risk management strategies. 'Anti Money Laundering (AML) and Combating Financing of Terrorism (CFT) Policy' of the Bank has been revised and subsequently approved by the Board of Directors of the Bank in its 494th meeting held on 05 March 2020.

The Bank established a separate division namely Anti-Money Laundering Division (AMLDD) for mitigating Money Laundering and Terrorist Financing related risks. One of the General Managers is acting as the Chief Anti-Money Laundering Compliance Officer (CAMLCO) of the Bank. In addition, Central Compliance Committee (CCC) is working to develop and review institutional strategy and program for preventing money laundering and terrorist financing. AMLDD is performing as the secretariat of Central Compliance Committee. AMLDD is continuously monitoring and reviewing overall Bank's compliance to mitigate ML/TF risks. Besides, a senior level executive from each Branch is working as a Branch Anti-Money Laundering Compliance Officer (BAMLCO). Audit and Inspection Division conducts audit for an effective Anti Money Laundering System Check throughout the year. Moreover, members of CCC and employees of AMLDD pay visit to Branches to supervise the AML procedures and functions at branch level as and when required.

Sound Know Your Customer (KYC) and Transaction Profile (TP) are in place to recognize the risk associated with accounts. Cross-border transactions (both incoming and outgoing messages) are screened against UN, OFAC, EU and other Sanction lists through SWIFT Screening Software. Moreover, the Bank has its own AML Screening System for screening customer against UN Sanction List, Domestic Sanction List and Private List before opening an account and making payment of foreign remittance (through Bank or Exchange Houses).

The Bank is providing CTR/STR data through goAML web portal of Bangladesh Financial Intelligence Unit (BFIU) on regular basis. It is the requirement of BFIU to report cash transaction of BDT 10 Lac and above in a single day in a single account and suspicious transaction as and when detected. BASIC Bank Training Institute arranges training programs on AML & CFT throughout the year to develop awareness and skill for mitigating money laundering and terrorist financing risks.

#### **e) Operational risk**

Operational risk may arise from error and fraud due to lack of internal control and compliance. Management through Compliance Division controls operational procedure of the Bank. Audit and Inspection Division undertakes periodical and special audit of the branches and divisions at the Head Office for review of the operation and compliance of statutory requirements. The Audit Committee of the Board subsequently reviews the reports of the Audit and Inspection Division and Compliance Division.

#### **f) Asset Liability Management Risk**

Asset Liability Management (ALM) is a risk management technique designed to earn an adequate return while maintaining a comfortable surplus of assets beyond liabilities. The scope of ALM function can be described as liquidity risk management, management of market risks, trading risk management, funding and capital planning, profit planning, growth projection, etc.

The ALM committee usually makes decisions on financial direction of the Bank. The ALCO's goal is to manage the sources and uses of funds, identify balance sheet management issues like balance sheet gap, interest rate gap etc. ALCO also reviews liquidity contingency plan and implements asset and liability pricing strategy for the Bank. The bank revised its asset liability management policy in line with Bangladesh Bank guideline. The Board of Directors of the Bank approved the revised policy in September 2017, which is followed meticulously.

#### **g) ICT Risk Management**

ICT risk refers to the potential of ensuing harmful effects that an organization may suffer from intentional or unintentional threats to information and information technology systems. Managing ICT risk is part of running regular operation of the Bank now a days. Failure to manage ICT risk may lead to serious security breaches, financial losses & even business discontinuity. Hence, it is imperative that there should be a mechanism to identify, assess and mitigate ICT risk. BASIC Bank Limited, with the approval of the Board, has adopted an ICT policy in compliance with ICT security guidelines of Bangladesh Bank covering various aspects of ICT risk management. Based on the policy the Bank has taken necessary measures for mitigating ICT risk and impending hazards through implementing proper strategies and processes of identifying, appreciating, analyzing and assessing the same. The Bank has also taken necessary initiatives which would make a positive impact on improving ICT segment of core risks management. All observations by Bangladesh Bank, related to ICT segment of core risks management are being complied in time. Necessary measures are also being taken to minimize manual intervention, as much as possible, by implementing automatic handling of network level and server level failure. Moreover, necessary initiatives are also being taken to comply with the ICT related issues mentioned in the circular of Bangladesh Bank regarding Self-Assessment of Anti Fraud Internal Controls. Internal ICT audit by Audit and Inspection Division of Head Office in different branches of the Bank are being carried out regularly. The Bank has been carrying out the job of Vulnerability Assessment (VA), Penetration Test (PT) by the external experts having sufficient expertise on ICT securities. The Bank has taken necessary steps to enhance the securities of the network, database and e-mail systems of the Bank. An independent ICT Security Unit comprising some ICT security experts has already been established within the Bank for monitoring, identifying and overseeing all kinds of potential ICT risks and threats. Moreover, the Bank has taken necessary initiatives to protect its ICT System from unauthorized Network Access, Denial of Service Attack, Zero-Day Virus Attack, Advanced Persistent Threat (APT) Attack, Malware Attack, Spyware Attack etc. The Bank is also carrying out training programs on importance an awareness of ICT security for its employees to prevent from different malicious activities.

## **h) Internal Control and Compliance**

The primary objectives of Internal Control and Compliance are to help the Bank perform better through the effective use of its resources, identify its weaknesses, take appropriate measures to overcome the same and ensure compliance with regulatory framework including applicable laws and regulations. Internal Control and Compliance of the Bank includes three fold functions viz. Internal Audit & Inspection of Branches and Divisions of Head Office, Monitoring of operational activity of the Bank to assess the risk of individual Branches/Divisions and Compliance of Internal Audit & Inspection Reports of Branches & Divisions and Bangladesh Bank Audit Reports including Bangladesh Bank Special Audit Reports on Core Risks & Cash Incentive and Government Commercial Audit Reports. These functions are being carried out by 03 (three) divisions namely Audit & Inspection Division, Audit Findings Monitoring Division and Compliance Division. The Audit Committee of the Board subsequently reviews the major lapses identified by Audit and Inspection Division as well as compliance of these lapses. The Audit Committee also reviews periodic financial statements of the Bank, Bangladesh Bank Inspection Reports, Commercial Audit Reports and other issues indicated in the Bangladesh Bank Guidelines. Necessary steps/measures are taken on the basis of observation & suggestion of the Committee.

## **i) Fraud & Forgeries**

The term 'Fraud' commonly includes activities such as theft, corruption, conspiracy, embezzlement, money laundering, bribery & extortion. Fraud risk is one of the components of Operational risk. Operational risk focuses on the risks associated with errors or events in transaction processing or other operations. Bank is absolutely committed to maintain an honest, open & well intentioned atmosphere within the organization. Bank is also committed to prevent fraud and detection of fraud. Fraud & Forgery has emerged as one of the major threats in banking sector with regular development of avenues by the fraudsters.

In the year 2017, the bank has started to further develop the Risk & Fraud awareness culture among the employees & reduce the likelihood of fraud occurring in the Bank. In 2023, Audit & Inspection Division (AID) of the Bank has conducted 72 Branches including 16 Authorized Dealer (AD) Branches of Foreign Exchange & 11 Special inspections at different Branches and 17 regular Inspections at different Divisions of Head Office, where allout efforts were taken by the officials of AID to detect fraud & forgeries and to find out potential risk factors.

In connection with dealing the situation and ensuring safety checking measures against fraud & forgery related issues, Monitoring Division of the Bank quarterly prepare Self Assessment of Anti-Fraud Internal Controls report and submit the same to Bangladesh Bank with joint signature of the Managing Director & the Chairman of Audit Committee of the Board of Directors of the Bank.

## **2.17 Earnings per share (EPS)**

The Bank presents basic and diluted (when dilution is applicable) earnings per share (EPS) for its ordinary shares in accordance with BAS 33 "Earnings per Share". Basic EPS is calculated by dividing the profit or loss attributable to ordinary shareholders of the Bank with the weighted average number of ordinary shares outstanding during the period, adjusted for the effect of change in number of shares for bonus issue, share split and reverse split. Diluted EPS is determined by adjusting the profit or loss attributable to ordinary shareholders and the weighted average number of ordinary shares outstanding, for the effects of all dilutive potential ordinary shares. Hence Diluted EPS has been calculated.

## **2.18 Events after the reporting period**

All material events after the reporting period that provide additional information about the Bank's position at the balance sheet date are reflected in the financial statements as per IAS 10 "Events after the Reporting Period". Events after the reporting period that are not adjusting events are disclosed in the notes when material.

## 2.19 Directors' responsibility on statement

The Board of Directors takes the responsibility for the preparation and presentation of these financial statements.

### Memorandum items

Memorandum items are maintained to have control over all items of importance and for such transactions where the Bank has only a business responsibility and no legal commitment. Stock of travelers cheques, savings certificates, wage earners bonds and other fall under the memorandum items.

### Capital Expenditure Commitment

There was no capital expenditure contracted but incurred or provided for at 31 December 2023. Besides, there was no material capital expenditure authorized by the Board but not contracted for at 31 December 2023.

## 2.20 Related party disclosures

As per IAS 24 "Related Party Disclosures", a related party is a person or entity that is related to the entity (i.e. BASIC Bank Limited) that is preparing its financial statements. Related party transaction is a transfer of resources, services, or obligations between a reporting entity and a related party, regardless of whether a price is charged as per IAS 24.

Related Parties include the Bank's Directors, key management personnel, associates, companies under common directorship etc. as per IAS 24 "Related Party Disclosures". All transactions involving related parties arising in the normal course of business are conducted at arm's length at normal commercial rates on the same terms and conditions as third party transactions using valuation modes as admissible.

## 2.21 Board of Directors as on 31 December 2023:

Name	Status	Other Position
<b>Professor Dr. Abul Hashem</b>	Chairman	<b>Vice Chancellor</b> , Anwer Khan Modern University <b>Ex-Chairman</b> , Dhaka Stock Exchange Limited <b>Ex-Member</b> , University Grants Commission of Bangladesh <b>Ex-Treasurer</b> , University of Dhaka <b>Ex-Dean</b> , Faculty of Business Studies, University of Dhaka <b>Ex-Chairman</b> , Department of Accounting, University of Dhaka <b>Ex-Director</b> , Bangladesh Shilpa Bank, and <b>Ex-Director</b> , Dhaka Stock Exchange Limited
<b>Dr. Nahid Hossain</b>	Director	<b>Joint Secretary</b> , Government of the Peoples' Republic of Bangladesh
<b>Dr. Md. Abdul Khaleque Khan</b> (Freedom Fighter)	Director	<b>Managing Director &amp; CEO</b> (Retired) Bangladesh Commerce Bank Limited
<b>Mr. Shamim Ahammed</b>	Director	<b>Joint Secretary</b> , Government of the People's Republic of Bangladesh
<b>Mr. Md. M. Latif Bhuiyan</b>	Director	<b>General Manager</b> (Retired), Bangladesh Development Bank Limited
<b>Mr. Md. Rafiqul Islam</b>	Director	<b>Joint Secretary</b> (Retired), Government of the People's Republic of Bangladesh
<b>Mr. Md. Anisur Rahman</b>	Director	<b>Managing Director &amp; CEO</b> BASIC Bank Limited

The Board of Directors conducted 34 (Thirtyfour) meetings during the year.

## 2.22 Audit Committee as on 31 December 2023:

Members of the Audit Committee of the Board of Directors:

Name	Status with the Committee	Educational Qualification
Dr. Nahid Hossain	Chairman	B.Com (Hons.), M.Com (Finance & Banking), Master of Economics (Japan), Doctor of Engineering (Environment & Life Engineering, Japan)
Dr. Md. Abdul Khaleque Khan, F.F.	Member	Ph.D; MSS (Economics), Dhaka University.
Mr. Md. M. Latif Bhuiyan	Member	MBA (Finance & MIS), University of New Orleans, USA, M.Com (Accounting), University of Dhaka.

Audit Committee conducted 08 (eight) meetings during the year.

## 2.23 Risk Management Committee as on 31 December 2023:

Name	Status	Educational Qualification
Dr. Md. Abdul Khaleque Khan, F.F.	Chairman	Ph.D; MSS (Economics), Dhaka University.
Dr. Nahid Hossain	Member	B.Com (Hons.), M.Com (Finance & Banking), Master of Economics (Japan), Doctor of Engineering (Environment & Life Engineering, Japan)
Mr. Shamim Ahammed	Member	Master of Business Administration, University of West London, UK; Bachelor of Urban and Rural Planning, Khulna University, Bangladesh.
Mr. Md. M. Latif Bhuiyan	Member	MBA (Finance & MIS), University of New Orleans, USA, M.Com (Accounting), University of Dhaka.
Mr. Md. Rafiqul Islam	Member	M. Com (Management), University of Chittagong.

Risk Management Committee conducted 15 (fifteen) meetings during the year.

## 2.24 Executive Committee as on 31 December 2023:

Name	Status	Educational Qualification
Professor Dr. Abul Hashem	Chairman	B.Com (Hons.), M.Com (Accounting), Ph.D (Russia), Post-doctoral Fellowship (USA)
Mr. Shamim Ahammed	Member	Master of Business Administration, University of West London, UK; Bachelor of Urban and Rural Planning, Khulna University, Bangladesh.
Mr. Md. Rafiqul Islam	Member	M. Com (Management), University of Chittagong.

Executive Committee conducted 01 (one) meetings during the year.

## 2.25 Head Office Management Committee (MANCOM) as on 31 December 2023:

SL No.	Name	Designation	Status with the Committee
1	Mr. Abu Md. Mofazzal	Deputy Managing Director	Chairman
2	Mr. Md. Ismail	General Manager	Member
3	Mr. Md. Momenul Hoque	General Manager	Member
4	Mr. Sumit Ranjan Nath	General Manager	Member
5	Mr. Md. Shafiul Alam	General Manager	Member
6	Mr. Md. Hasan Imam	General Manager	Member
7	Mr. Dulon Kanti Chakraborty	General Manager	Member
8	Mr. Md. Ghulam Sayeed Khan	General Manager	Member
9	Mr. Saidur Rahman Sohel	Deputy General Manager, Human Resources Division	Member Secretary

The Head Office Management Committee conducted 07 (Seven) meetings during the year.

## 2.26 Compliance report on International Accounting Standards (IAS) & International Financial Reporting Standards (IFRS)

The Institute of Chartered Accountants of Bangladesh (ICAB) is the sole authority for adoption of International Accounting Standards (IAS) and International Financial Reporting Standards (IFRS). While preparing the financial statements, BASIC Bank applied all the applicable IAS and IFRS as adopted by ICAB. Details are given below:

Name of the IAS	IAS No.	Status
Presentation of Financial Statements	1	Applied*
Inventories	2	N/A
Statement of Cash Flows	7	Applied*
Accounting Policies, Changes in Accounting Estimates & Errors	8	Applied
Events after the Reporting Period	10	Applied
Construction Contracts	11	N/A
Income Taxes	12	Applied
Property, Plant and Equipment	16	Applied
Leases	17	Applied
Revenue	18	Applied
Employee Benefits	19	Applied
Accounting for Govt. Grants & Disclosure of Govt. Assistance	20	N/A
The Effects of Changes in Foreign Exchange Rates	21	Applied
Borrowing Costs	23	Applied
Related Party Disclosures	24	Applied
Accounting and Reporting by Retirement Benefit Plans	26	Applied
Consolidated and Separate Financial Statements	27	N/A
Investments in Associates	28	N/A
Interests in Joint Ventures	31	N/A
Financial Instruments: Presentation	32	Applied*
Earnings Per Share	33	Applied
Interim Financial Reporting	34	Applied
Impairment of Assets	36	Applied
Provisions, Contingent Liabilities and Contingent Assets	37	Applied*
Intangible Assets	38	Applied
Financial Instruments: Recognition and Measurement	39	Applied*
Investment Property	40	N/A
Agriculture	41	N/A
Name of the IFRS	IFRS No.	Status
First Time Adoption of Bangladesh Financial Reporting Standard	1	N/A
Share Based Payment	2	N/A
Business Combinations	3	N/A
Insurance Contracts	4	N/A
Non-current Assets Held for Sale and Discontinued Operations	5	N/A
Exploration for and Evaluation of Mineral Resources	6	N/A
Financial Instruments: Disclosure	7	Applied*
Operating Segments	8	Applied
Consolidated Financial Statements	10	N/A
Joint Arrangements	11	N/A
Disclosure of interests in other Entities	12	N/A
Fair Value Measurement	13	N/A

\* Subject to departure described in note 2.1



## 2.27 Corporate Social Responsibilities (CSR)

Bank authority is very much concerned about responsibility to the society people. With industrialization, the impacts of business on society and the environment assumed an entirely new dimension. For this, Corporate Social Responsibility has become a criterion of socially lawful business endeavour and the acceptance of it is growing day by day. Countries of developed economy have taken the idea of "Social Responsibility". BASIC Bank Limited has also realized its responsibilities to the society and very much willing to contribute to the improvement of the society within the framework of Bangladesh Bank guidelines.

## 2.28 Regulatory and legal compliance

The Bank complied with the requirement of the following regulatory and legal acts and rules:

- i. The Bank Company Act, 1991 (amended 2018)
- ii. The Companies Act 1994
- iii. Rules, regulations and circulars issued by the Bangladesh Bank from time to time
- iv. The Income Tax Ordinance 1984 and Rules
- v. The Value Added Tax and Supplementary Duty Act, 2012
- vi. The Value Added Tax and Supplementary Duty Act, 2016
- vii. The Stamp Act-1899
- viii. The Customs Act-1969
- ix. The Money Laundering Prevention Act, 2012
- x. The Anti Terrorism (Amendment) Act, 2012
- xi. Labor Act, 2006 (amended in 2013) and Labor Rule, 2015

## 2.29 Approval of financial statements

The financial statements were approved by the Board of Directors on 30 April 2024.

## 2.30 General

- a) These financial statements are presented in Taka, which is the Bank's functional currency. Figures appearing in these financial statements have been rounded off to the nearest Taka.
- b) The expenses, irrespective of capital or revenue nature, accrued/due but not paid have been provided for in the books of the Bank.
- c) Figures of previous year have been rearranged whenever necessary to conform to current years presentation.

		Amount of Taka	
		31.12.2023	31.12.2022
<b>3. Cash</b>			
Cash in hand (including foreign currencies)	Note 3.1	1,141,660,877	1,039,895,641
Balance with Bangladesh Bank & its agent bank(s)	Note 3.2	8,002,173,786	7,952,670,743
<b>Total</b>		<b>9,143,834,663</b>	<b>8,992,566,384</b>
<b>3.1 Cash in Hand (including foreign currencies)</b>			
In Local Currency (3.1.1)		1,140,010,333	1,039,323,333
In Foreign Currencies		1,650,544	572,308
<b>Total</b>		<b>1,141,660,877</b>	<b>1,039,895,641</b>
<b>3.1.1 In Local Currency</b>			
In Hand		1,067,900,733	988,444,033
In ATM		72,109,600	50,879,300
		<b>1,140,010,333</b>	<b>1,039,323,333</b>
<b>3.2 Balance with Bangladesh Bank &amp; its agent bank(s)</b>			
In Local Currency	Note 3.2.1	6,923,816,136	7,043,569,738
In Foreign Currencies	Note 3.2.2	1,078,357,650	909,101,005
		<b>8,002,173,786</b>	<b>7,952,670,743</b>
<b>3.2.1 In Local Currency</b>			
Bangladesh Bank		6,818,281,888	6,953,244,610
Sonali Bank (acting as agent of Bangladesh Bank)		105,534,248	90,325,128
		<b>6,923,816,136</b>	<b>7,043,569,738</b>
<b>3.2.2 In Foreign Currencies</b>			
Bangladesh Bank - EURO		7,765,127	6,684,490
Bangladesh Bank - GBP		5,770,519	4,892,124
Bangladesh Bank - YEN		306,039	297,792
Bangladesh Bank - US\$		1,064,515,965	897,226,599
		<b>1,078,357,650</b>	<b>909,101,005</b>
		<b>6,889,902,634</b>	<b>7,091,371,783</b>
<b>3.2.2.1 Balance with Bangladesh Bank as per DB -5</b>			

**Reason of Difference between balance with Bangladesh Bank and DB-5:**

The reason of difference between balance with Bangladesh Bank and DB-5 is that the balance of foreign currency clearing account is not shown in DB-5 statement and Tk. 57.00 Lac deducted from actual Bangladesh Bank (BDT) A/C balance which is lien amount against TT discounting facilities. Moreover, there were some entries passed by Bangladesh Bank on year ending date but we passed corresponding entries on later date after receiving advice from Bangladesh Bank.

**3.3 Statutory Deposits**

Cash Reserve Ratio (CRR) and Statutory Liquidity Ratio (SLR) have been calculated and maintained as per Section 33 of the Bank Companies Act 1991 and BRPD Circular No. 11 and 12 both dated August 25, 2005, MPD Circular No. 2 dated December 10, 2013 and MPD Circular No. 03 dated April 09, 2020.

The Cash Reserve Requirement (CRR) on the Bank's time and demand liabilities at the rate of 4.00% has been calculated and maintained with Bangladesh Bank in current account and 13.00% Statutory Liquidity Ratio (SLR) has been calculated and maintained with excess CRR balance, all kinds of approved govt. securities, cash in hand including FC balance with Bangladesh Bank and Sonali Bank (as agent of Bangladesh Bank). Both the reserves maintained by the Bank are in excess of the statutory requirements, as shown below:

### 3.3.1 Cash Reserve Ratio (CRR)

Required Reserve (4.00% of Average Demand & Time Liabilities)

Actual reserve maintained

**Surplus/(Deficit)**

**Required (%)**

**Maintained (%)**

### 3.3.2 Statutory Liquidity Reserve (SLR)

Required Reserve (13.00% of Average Demand & Time Liabilities)

Actual reserve maintained

**Surplus/(Deficit)**

**Required (%)**

**Maintained (%)**

## 4. Balance with other banks & financial institutions

In Bangladesh- local currency

Outside Bangladesh- NOSTRO & FC Term Placement

Note 4.1

Note 4.2

### 4.1 In Bangladesh

#### 4.1.1 Current Accounts

Sonali Bank Ltd.

Agrani Bank Ltd.

Janata Bank Ltd.

Rupali Bank Ltd.

Bangladesh Krishi Bank

Agrani Bank Ltd. (Agrani Exchange, Singapore)

NCC Bank Ltd.

#### 4.1.2 Short Notice Deposit Accounts

Sonali Bank Ltd.

Agrani Bank Ltd.

Janata Bank

Rupali Bank Ltd.

Trust Bank Ltd.

The Premier Bank Ltd.

#### 4.1.3 Other Deposit

Receivable from ICB Islami Bank

#### 4.1.4 Fixed Deposit Accounts

i) FDR/Placement with Banks

ii) FDR/Placement with Non-Bank Financial Institutions (NBFIs):

Bangladesh Industrial Finance Company (BIFC) Limited

**Total**

Amount of Taka	
31.12.2023	31.12.2022
6,152,289,667	6,410,111,654
6,675,876,612	8,863,318,077
<b>523,586,945</b>	<b>2,453,206,423</b>
<b>4.00%</b>	<b>4.00%</b>
<b>4.34%</b>	<b>5.53%</b>
19,994,941,416	20,832,862,875
20,912,053,965	23,897,060,808
<b>917,112,549</b>	<b>3,064,197,933</b>
<b>13.00%</b>	<b>13.00%</b>
<b>13.60%</b>	<b>14.91%</b>
557,577,637	580,314,206
1,226,664,038	1,385,673,522
<b>1,784,241,675</b>	<b>1,965,987,728</b>
7,020,629	7,851,956
28,445,612	16,537,032
31,660,919	25,655,738
9,063,339	9,926,602
50,770	54,713
3,044	3,872
9,274,695	12,540,509
<b>85,519,008</b>	<b>72,570,422</b>
49,335	16,448
5,000	6,373,588
19,922,124	24,697,084
11,762,882	42,962,737
10,146,475	3,454,631
3,921	5,004
<b>41,889,737</b>	<b>77,509,492</b>
130,168,892	130,234,292
-	-
300,000,000	300,000,000
<b>300,000,000</b>	<b>300,000,000</b>
<b>557,577,637</b>	<b>580,314,206</b>

#### 4.2 Outside Bangladesh (Nostro & FC Term Placement)

Interest bearing accounts	Note 4.2.1
Term Placements	Note 4.2.2

##### 4.2.1 Interest-bearing Accounts

Sonali Bank Kolkata-EURO	
Sonali Bank London (UKP)-GBP	
Bank of Tokyo Mitsubishi Japan-JPY	
Arif Habib Bank, Karachi-USD	
Mashreq Bank India-USD	
Mashreq Bank New York-USD	
Sonali Bank Kolkata-USD	
Bank of Ceylon-USD	
CITI Bank NA, New York (Export)-USD	
Sonali Bank London-USD	
AB Bank Ltd, Mumbai (USD)	
Habib Metropolitan Bank Ltd.-USD	
HDFC Bank Ltd.-USD	
Sonali Bank London-USD	
United Bank of India-USD	
AKTIF YATIRIM BANKASI A.S.,ISTANBUL-EUR	
Habib American Bank New York-USD	
Kookmin Bank, Seoul-USD	
<b>Total</b>	

(Annexure - A may kindly be seen for details)

##### 4.2.2 Term Placement

AB Bank Limited (USD)	
Mercantile Bank Limited-USD	
Meghna Bank Limited-USD	
Southeast Bank Limited	
Midland Bank Limited (USD)	

**Total**

**Grand total (Nostro and Term Placement)**

#### 4.3 Maturity grouping of balances with other banks & financial institutions:

On demand	
Upto 1 month	
Over 1 month but not more than 3 months	
Over 3 months but not more than 1 year	
Over 1 year but not more than 5 years	
Over 5 years	
<b>Total</b>	

#### 5 Money at Call & Short Notice

Commercial Banks	Note 5.1
Financial Institutions (Public & Private)	

##### 5.1 Commercial Banks

AB Bank Ltd	
Agrani Bank Ltd.	
Community Bank Ltd	
Modhumoti Bank Ltd	
Midland Bank Ltd	
NRB Bank Ltd.	
ONE Bank Limited	

Amount of Taka	
31.12.2023	31.12.2022
569,364,038	173,673,522
657,300,000	1,212,000,000
<b>1,226,664,038</b>	<b>1,385,673,522</b>
572,699	512,928
723,363	241,234
490,195	874,864
120,861	111,428
70,893	65,360
-	465,105
15,291,748	34,926,154
1,144,099	1,054,806
400,224,488	21,514,234
543,547	7,252,840
27,325,569	19,360,976
-	560,631
21,061,159	28,008,572
607,458	536,667
26,009,626	13,031,333
14,254,185	4,122,314
31,700,199	29,395,016
29,223,949	11,639,060
<b>569,364,038</b>	<b>173,673,522</b>
328,650,000	101,000,000
-	606,000,000
219,100,000	303,000,000
109,550,000	-
-	202,000,000
<b>657,300,000</b>	<b>1,212,000,000</b>
<b>1,226,664,038</b>	<b>1,385,673,522</b>
687,500,000	211,509,239
624,683,047	1,246,734,705
41,889,737	77,509,492
-	-
430,168,892	430,234,292
-	-
<b>1,784,241,676</b>	<b>1,965,987,728</b>
-	5,300,000,000
-	-
-	<b>5,300,000,000</b>
-	1,200,000,000
-	2,000,000,000
-	500,000,000
-	-
-	-
-	600,000,000
-	1,000,000,000
-	<b>5,300,000,000</b>

		Amount of Taka	
		31.12.2023	31.12.2022
<b>6. Investments</b>			
Government Securities	Note 6.1	18,927,418,270	22,085,580,255
Other Investments	Note 6.2	1,351,544,673	1,348,801,548
		<b>20,278,962,943</b>	<b>23,434,381,803</b>
<b>6.1 Government Securities</b>			
Treasury Bills and Reserve Repo	Note 6.1.1	-	-
Treasury Bonds	Note 6.1.2	18,924,256,670	22,082,755,555
Prize Bond		3,161,600	2,824,700
		<b>18,927,418,270</b>	<b>22,085,580,255</b>
<b>6.1.1 Treasury Bills (at revalued Amount) (A)</b>			
364 Days Government Treasury Bills		-	-
364 Days Reverse Repo		-	-
182 Days Government Treasury Bills		-	-
91 Day Government Treasury Bills		-	-
28 Days Government Treasury Bills		-	-
01 Day Reverse Repo-Bangladesh Bank		-	-
		-	-
<b>Reverse Repo (B)</b>			
Reverse Repo-Banks and NBFIs		-	-
Reverse Repo-Bangladesh Bank		-	-
<b>Total</b>		-	-
<b>Grand Total (A+B)</b>		-	-
<b>6.1.2 Treasury Bonds (at revalued Amount)</b>			
02 Years Government Treasury Bond		-	796,157,416
05 Years Government Treasury Bond (Sukuk)		3,146,760,635	4,140,338,068
10 Years Government Treasury Bond		11,205,789,825	13,125,300,622
15 Years Government Treasury Bond		2,479,932,181	2,077,599,687
20 Years Government Treasury Bond		2,091,774,029	1,943,359,762
		<b>18,924,256,670</b>	<b>22,082,755,555</b>
<b>6.2 Other Investments</b>			
Shares	Note 6.2.1	1,351,485,173	1,348,742,048
Others (Memorial Coin)		59,500	59,500
		<b>1,351,544,673</b>	<b>1,348,801,548</b>
<b>6.2.1 Shares</b>			
<b>a. Quoted companies</b>			
Shares in listed companies		1,288,050,333	1,285,307,208
<b>b. Unquoted companies</b>			
Share of Karmasangsthan Bank		15,000,000	15,000,000
ICB AMCL 2nd NRB Mutual Fund		33,644,190	33,644,190
Preference Share of BDCL		7,450,000	7,450,000
Equity Of Grameen I. T. Park		4,201,760	4,201,760
Share of CDB Ltd.		3,138,890	3,138,890
<b>Sub-total</b>		<b>63,434,840</b>	<b>63,434,840</b>
<b>Grand Total (a+b)</b>		<b>1,351,485,173</b>	<b>1,348,742,048</b>
<b>(Details of Investment in shares may kindly be seen in Annexure - B)</b>			

		Amount of Taka	
		31.12.2023	31.12.2022
<b>6.3</b>	<b>Investment in Securities are classified as per Bangladesh Bank Circular</b>		
	Held To Maturity (HTM) Note 6.3.2	17,881,259,663	17,421,638,812
	Held For Trading (HFT) Note 6.3.1	805,417,007	4,423,536,743
	Other Bond (Sukuk Bond)	237,580,000	237,580,000
		<b>18,924,256,670</b>	<b>22,082,755,555</b>
	<b>6.3.1 Held For Trading (HFT):</b>		
	Treasury Bond	805,417,007	4,423,536,743
	Treasury Bill and reverse repo	-	-
		<b>805,417,007</b>	<b>4,423,536,743</b>
	<b>6.3.2 Held For Maturity (HTM):</b>		
	Treasury Bond	17,881,259,663	17,421,638,812
	Treasury Bill and reverse repo	-	-
		<b>17,881,259,663</b>	<b>17,421,638,812</b>
<b>6.4</b>	<b>Assets pledged as security</b>		
	<b>Assets in the amounts shown below were pledged as security for the following liabilities</b>		
	Liabilities to bank	-	-
	Liabilities to customers	-	-
		<b>-</b>	<b>-</b>
	There is no assets pledged, mortgaged or hypothecated against bank's borrowings.		
<b>6.5</b>	<b>Maturity Grouping of Investments</b>		
	On demand	3,221,100	2,824,700
	Upto 1 month	-	352,869,122
	Over 1 month but not more than 3 months	502,083,394	926,892,311
	Over 3 months but not more than 1 year	1,857,989,800	2,889,641,912
	Over 1 year but not more than 5 years	5,611,089,849	6,441,984,322
	Over 5 years	12,304,578,800	12,820,169,436
		<b>20,278,962,943</b>	<b>23,434,381,803</b>
<b>7.</b>	<b>Loans &amp; Advances</b>		
	Loans, Cash Credit & Overdraft etc. Note 7.2	130,591,095,399	133,802,373,813
	Bills purchased & discounted Note 7.10	933,734,300	792,989,181
		<b>131,524,829,699</b>	<b>134,595,362,994</b>
<b>7.1</b>	<b>Residual maturity grouping of loans including bills purchased and discounted</b>		
	Payable on demand	1,560,900,000	983,100,000
	Not more than 3 months	14,204,806,445	17,407,324,630
	Above 3 months but not more than 1 year	26,079,008,240	23,357,812,178
	Above 1 year but not more than 5 years	64,803,410,010	59,337,013,162
	Above 5 years	24,876,705,004	33,510,113,024
		<b>131,524,829,699</b>	<b>134,595,362,994</b>

		Amount of Taka	
		31.12.2023	31.12.2022
<b>7.2</b>	<b>Loans, Cash Credit &amp; Overdraft etc.</b>		
	<b>In Bangladesh</b>		
	Loans	Note 7.2.1	70,344,680,777
	Cash credits		19,875,271,122
	Overdrafts	Note 7.2.2	11,311,194,597
	Others	Note 7.2.3	29,059,948,903
			<b>130,591,095,399</b>
	<b>Outside Bangladesh</b>		-
			<b>130,591,095,399</b>
<b>7.2.1</b>	<b>Loans</b>		
	Loan General		2,435,309,624
	Term Loan		67,909,371,153
			<b>70,344,680,777</b>
<b>7.2.2</b>	<b>Overdrafts</b>		
	SOD agst Bank's Own FDR		360,441,547
	SOD agst Other Bank's FDR		284,296,725
	SOD agst govt. bonds and securities		45,016,935
	SOD agst Bank's Own Deposit Scheme		564,882,717
	SOD for issuance of CDR/SDR/PO		17,061,058
	Temporary Overdraft		220,356,269
	Overdraft Secured Mortgage		6,902,068,503
	Overdraft Secured (Other Securities)		1,672,650,057
	Overdraft (Clean)		400,297,791
	Overdraft Industrial Special CMSME COVID 19		463,209,648
	Overdraft Service Special CMSME COVID 19		78,917,437
	Overdraft Commercial Special CMSME COVID 19		197,972,312
	Overdraft Industrial SMESPD-04/22		56,163,303
	Overdraft Service SMESPD-04/22		20,847,990
	Overdraft Commercial SMESPD-04/22		27,012,305
			<b>11,311,194,597</b>
			<b>11,432,750,163</b>
<b>7.2.3</b>	<b>Others</b>		
	Export Credit/Packing Credit		414,287,053
	Payment Against Documents		395,141,333
	Loan Against Trust Receipt		2,255,288,049
	Real Estate Loan		7,964,188,906
	Other short term advance		112,801,649
	Tender Bidding & Work order financing		463,944,925
	Loan against Govt. Fund and other scheme		367,510,414
	Credit to NBF		1,951,015,544
	Transport Loan		4,493,843,213
	Consumer Credit		1,623,604,467
	Micro Credit Financing		1,065,378,490
	Agricultural Credit		56,358,256
	Sundry/Misc. Loan		5,051,794,395
	Staff Loan		2,844,792,209
			<b>29,059,948,903</b>
			<b>28,450,999,782</b>
<b>7.3</b>	<b>Loans on the basis of significant concentration including bills purchased &amp; discounted</b>		
	a. Advances to Directors		-
	b. Advances to MD and other Senior Executives		2,844,792,209
	c. Advances to Customers group		36,031,321,302
	d. Advances to Industrial sector	Note 7.3.1	92,648,716,188
			<b>131,524,829,699</b>
			<b>134,595,362,994</b>

### 7.3.1 Advances to Industrial sector

	Amount of Taka	
	31.12.2023	31.12.2022
Food and Allied Ind.	15,673,021,881	15,626,609,948
ERGM	9,245,262,777	9,116,611,495
Textile	5,093,541,865	8,462,579,851
Accessories	1,972,742,920	1,917,360,463
Jute Prod.and Allied Ind.	4,857,674,454	4,529,040,441
Forest Prod.and Allied Ind.	119,535,074	121,652,378
Paper, Board, Printing, Pub. and Packaging	4,429,860,864	3,824,289,777
Tannery Leather and Rubber Prod.	4,422,768,351	5,720,878,838
Chem.Pharm.and Allied Ind.	2,107,483,318	2,236,495,072
Plastic Ind.	1,347,392,022	421,839,940
Glass, Crmc. and Other non Metal. Pr.	1,075,984,599	811,559,073
Engineering	6,837,120,906	4,017,594,014
Electrical and Electronics Ind.	596,004,572	630,642,295
Real Estate & Housing	14,447,682,535	14,991,005,691
Transport and Communication	6,204,140,078	6,033,978,552
Ship,Shipbulding and Breaking	9,281,827	11,467,221
Power,Gas and Water	101,895,419	184,789,898
Hotel and Restaurant	677,273,494	792,806,620
Hospital and Clinic	781,173,081	880,734,973
Brick Kiln	3,167,044,124	3,559,916,753
Telecommunication & IT	391,142,441	415,647,652
Other Service Ind.	6,063,451,221	3,859,556,286
Ind.Not Elsewhere Classified	3,027,238,365	2,726,121,415
<b>Total</b>	<b>92,648,716,188</b>	<b>90,893,178,646</b>

### 7.4 Loans & advances allowed to each customer exceeding 10% of Bank's paid up capital

Number of Customers	28	25
Amount of outstanding advances	50,389,140,000	43,907,000,000
Amount of classified advances thereon	44,868,600,000	39,042,400,000
Amount of recovery	181,938,511	1,234,554,747
Measures taken for recovery	Persuasion and negotiation for recovery is going on	Persuasion and negotiation for recovery is going on

\*In 2022 and 2023, capital of the Bank was negative. As such, loans and advances allowed to customers' group exceeding 10% of the Banks' paid-up capital are reported here as per Bangladesh Bank approval.

(Details are given in Annexure - C)

### 7.5 Geographical Location - wise Loans and Advances

#### Inside Bangladesh

Dhaka Division	77,897,095,775	79,276,007,673
Chattogram Division	22,278,862,010	21,980,418,110
Rajshahi Division	5,929,952,647	7,629,274,519
Khulna Division	6,420,088,515	6,578,305,982
Barishal Division	847,083,736	750,217,387
Sylhet Division	1,261,234,537	1,328,290,433
Rangpur Division	8,471,774,614	8,524,680,680
Mymensingh Division	8,418,737,865	8,528,168,210

#### Total Inside Bangladesh

**131,524,829,699**      **134,595,362,994**

#### Outside Bangladesh

-      -

#### Total

**131,524,829,699**      **134,595,362,994**



		Amount of Taka	
		31.12.2023	31.12.2022
<b>7.6</b>	<b>Distribution of Loans and advances according to BRPD Circular by Bangladesh Bank</b>		
	<b>A. Unclassified loan:</b>		
	Standard	44,931,195,847	44,515,811,173
	SMA	3,266,154,479	12,213,005,637
	<b>Sub-Total</b>	<b>48,197,350,326</b>	<b>56,728,816,810</b>
	<b>B. Classified loan:</b>		
	Sub-standard	1,054,797,347	246,532,668
	Doubtful	141,819,088	305,757,619
	Bad and loss	82,130,862,938	77,314,255,897
	<b>Sub-Total</b>	<b>83,327,479,373</b>	<b>77,866,546,184</b>
	<b>Total loans and advances (A+B)</b>	<b>131,524,829,699</b>	<b>134,595,362,994</b>
<b>7.7</b>	<b>Provision required for loans and advances</b>		
	<b>Status</b>		
	<b>Unclassified-General provision</b>		
	STAC & Micro Credit	2,765,535	287,445
	SMA	14,589,665	146,205,582
	Others (excluding staff loan)	330,780,462	17,446,464
	Staff loan	2,659,881	837,765
	<b>Sub-Total</b>	<b>350,795,543</b>	<b>164,777,256</b>
	<b>Classified-specific provision</b>		
	Sub-standard	35,933,565	1,174,242
	Doubtful	992,689	1,283,851
	Bad/Loss	4,974,273,692	9,552,259,744
	<b>Sub-Total</b>	<b>5,011,199,946</b>	<b>9,554,717,837</b>
		5,011,199,946	9,554,717,837
	<b>Total Required provision as per Bangladesh Bank's approval</b>	<b>5,361,995,489</b>	<b>9,719,495,093</b>
	<b>Provision to be maintained as per Bangladesh Bank's approval</b>		
	<b>Total provision maintained</b>	<b>5,361,995,489</b>	<b>9,719,495,093</b>
	<b>Excess/(short) provision</b>	-	-
<p>Note: Provision has been maintained by the Bank in accordance with Bangladesh Bank's approval vide its Letter Nos. DOS(CAMS) 1157/41(Dividend)/2024-1839 dated 30 April 2024 and DOS(CAMS)1157/1(II)-C/2023-2209 dated 30 April 2023. Bangladesh Bank has allowed deferral facility to the Bank for maintaining provision shortfall of Tk. 5,343.03 crore against loans and advances till the finalization of Financial Statements of 2024 of the Bank. As such, there is no un-approved provision shortfall of the Bank as on 31 December 2023 and as on 31 December 2022.</p>			
<p><b>Details of provision may kindly be seen in Note 13.1 and 13.2</b></p>			
<b>7.8</b>	<b>Listing of Assets Pledged as Security/Collaterals</b>		
	<b>Nature of the secured assets</b>		
	Fixed Assets	117,781,198,023	116,166,275,217
	Cash and quasi-cash	3,521,878,891	3,770,420,284
	Others	5,542,504,783	4,726,916,608
		<b>126,845,581,697</b>	<b>124,663,612,109</b>

**7.9 Particulars of Loans and Advances:**

- (i) Loans considered good in respect of which the banking company is fully secured;
- (ii) Loans considered good for which the banking company holds no other security other than debtor's personal guarantee;
- (iii) Loans considered good secured by personal undertaking of one or more parties in addition to the personal guarantee of the debtor;
- (iv) Loans adversely classified ; provision not maintained there against

- (v) Loans due by directors or officers of the banking company or any of these either separately or jointly with any other persons
- (vi) Loans due from companies or firms in which the directors of the banking company have interests as directors, partners or managing agents or in case of private companies as members;
- (vii) Maximum total amount of advance including temporary advance made at any time during the year to directors or managers or officers of the banking companies or any of them either separately or jointly with any other person;
- (viii) Maximum total amount of advances, including temporary advances granted during the year to the companies or firms in which the directors of the banking company have interests as directors, partners or managing agents or in the case of private companies as members;
- (ix) Due from banking companies.
- (x) Amount of classified loans on which interest has not been charged
  - (a) (Decrease)/ Increase in provision
  - Amount of loan written off
  - Amount realized against loan previously written off
  - (b) Amount of provision kept against loan classified as
  - (c) Interest credited to the interest suspense account
- xi) Amount of the written off loan:
  - (a) Cumulative amount of Written off loan
  - (b) Amount written off during the current year
  - (c) Amount of written off loan for which law suit has been filed

**7.10 Bills Purchased and Discounted**

- Payable in Bangladesh
- Payable outside Bangladesh

**7.11 Maturity grouping of bills purchased & discounted**

- Not more than 01 months
- Above 01 months but not more than 03 months
- Above 03 months but not more than 06 months
- Above 06 months

<b>Amount of Taka</b>	
<b>31.12.2023</b>	<b>31.12.2022</b>
38,158,237,900	46,226,282,948
3,143,090,709	2,555,834,224
5,338,121,538	7,315,636,366
-	-
<b>46,639,450,147</b>	<b>56,097,753,538</b>
2,844,792,209	2,456,788,189
-	-
2,871,955,640	2,493,541,779
-	-
-	-
82,130,862,938	77,314,255,897
(4,543,517,891)	(6,686,149,564)
4,764,236,887	9,009,989,490
48,091,367	292,472,976
4,974,273,692	9,552,259,744
4,972,783,968	11,007,623,947
25,224,020,663	20,460,505,643
4,764,236,887	9,009,989,490
24,575,539,850	20,087,576,234
880,006,163	733,837,188
53,728,137	59,151,993
<b>933,734,300</b>	<b>792,989,181</b>
540,161,993	556,792,404
338,476,184	204,697,207
55,096,123	31,499,570
-	-
<b>933,734,300</b>	<b>792,989,181</b>

**8. Fixed assets including premises, furniture & fixtures****Own Assets**

Building	125,095,000	-
Furniture and Fixtures	135,395,055	132,674,394
Interior Decoration	388,561,113	383,955,000
Machinery and Equipment	391,491,450	379,568,068
Computer Hardware	485,193,602	471,993,507
Software	150,638,583	150,288,583
Motor Vehicles	239,340,197	292,848,450

Less: Accumulated depreciation

	1,471,329,142	1,448,779,927
--	---------------	---------------

**Sub-total (A)**

	<b>444,385,858</b>	<b>362,548,075</b>
--	--------------------	--------------------

**Leased Assets**

Leasehold Assets	4,000,000	4,000,000
Less: Accumulated depreciation	1,126,525	1,086,525

	<b>2,873,475</b>	<b>2,913,475</b>
--	------------------	------------------

	<b>447,259,333</b>	<b>365,461,550</b>
--	--------------------	--------------------

**Total (A+B)****A Schedule of Fixed Assets is given in Annexure-D.****9. Other Assets****i) Income generating****ii) Non-Income generating**

a) Stationery, stamps, printing materials etc.		26,185,505	23,284,260
b) Security deposits	Note 9.2	13,795,636	12,905,636
c) Advance rent		47,351,425	61,976,351
d) Advance for space of BASIC Zaman Tower		759,999,993	759,999,993
e) Advance for space of Banani		161,315,950	161,315,950
f) Other prepayments	Note 9.1	30,177,905	15,508,987
g) Advance income tax		195,289,216	204,134,902
h) Income receivable	Note 9.3	1,921,255,254	1,961,445,445
i) Deferred Tax Assets	Note 36	897,123,027	889,645,255
j) Suspense account	Note 9.4	128,724,061	119,391,201
k) Advances/expenditures incurred against proposed branches		2,714,400	2,714,400
l) Balance with Fakrul Islam securities		20	20
m) ICB Securities Trading Co. Ltd.		3,803	3,802
n) Rupali Bank Securities Ltd.		12,415,628	158,753
o) Dhaka Bank Securities Ltd.		-	(900)
p) Branch adjustment account		318,298,166	666,031,493
n) Sundry debtors	Note 9.5	206,274,594	289,905,133
r) Position Clearing (Net)		257,533,598	729,907,121
s) Position General Ledger (Net)		-	-

	<b>4,978,458,181</b>	<b>5,898,327,802</b>
--	----------------------	----------------------

**9.1 Other prepayments:**

Total Other Prepayments	1,276,567,509	1,206,457,127
Less Advance against proposed branch	(2,714,400)	(2,714,400)
Less: Provision for Loss on Investment in Share	-	(65,055,254)
Less: Advance loan loss provision	(17,875,937)	
Less Loss on amortization of HTM	(304,483,324)	(201,862,543)
Less Advance prepayment HO and Banani Br.	(921,315,943)	(921,315,943)

	<b>30,177,905</b>	<b>15,508,987</b>
--	-------------------	-------------------

**9.2 Security deposits**

Security deposits, rent and other prepayments made to statutory authorities, other institutions and individuals are considered good.

**9.3 Income receivable**

Income receivable consists of interest income receivable from various investments and Loans have been verified and considered good.

**9.4 Suspense account**

Suspense account consists of Excise Duty and petty cash etc.

## 9.5 Sundry Debtors

### 1) Protested Bill:

#### a) BCCI:

- i) Protested bill, Main branch
- ii) Protested bill, Khatungonj branch
- iii) Protested bill, Khulna branch
- iv) BCCI-Bombay
- v) BCCI-London

#### Sub total

- b) Protested bill for SWIFT
- c) Protested Bill -Lawyers' Fee
- d) Protested Bill -Bangshal Branch- Shahadat Hossain

#### Total Protested Bill (A)

- 2) Other Sundry Debtors
- 3) Advance Cash Incentives-Remittance
- 4) Encashment of Sanchaya Patra
- 5) Encashment of Bond
- 6) Cash Shortage

#### Total (B)

#### Grand Total (A+B)

Note: Full provision has been made in the account for the protested bill.

## 10. Non-banking Assets

Income generating non-banking assets

Non-income generating non-banking assets (Note 10.01)

### 10.01 Non-income generating non-banking assets

- Land
- Building

Amount of Taka	
31.12.2023	31.12.2022
6,535,880	6,535,880
244,800	244,800
416,367	416,367
1,399,580	1,399,580
785	691
<b>8,597,412</b>	<b>8,597,318</b>
20,244,921	20,244,921
1,340,000	1,340,000
11,198,036	11,198,036
<b>41,380,369</b>	<b>41,380,275</b>
2,694,346	627,415
9,566	291,895
161,857,813	247,585,548
312,500	-
20,000	20,000
<b>164,894,225</b>	<b>248,524,858</b>
<b>206,274,594</b>	<b>289,905,133</b>
-	-
23,858,490	23,858,490
<b>23,858,490</b>	<b>23,858,490</b>
8,219,490	8,219,490
15,639,000	15,639,000
<b>23,858,490</b>	<b>23,858,490</b>

The Bank has got the possession and ownership of the mortgage properties according to the judgement of the Honorable Court in accordance with the section 33(7) of "Artha Rin Adalat-2003". The Bank has been holding the non-banking assets since July 23, 2019.

## 11 Borrowings from other banks, financial institutions and agents

In Bangladesh

Note 11.1

Outside Bangladesh

Note 11.2

1,566,993,607	1,997,223,268
710,036,375	902,900,464
<b>2,277,029,982</b>	<b>2,900,123,732</b>
-	-
-	-
-	-
-	-
-	1,000,000,000
-	-
-	<b>1,000,000,000</b>

### 11.1 In Bangladesh(a+b+c)

#### a) Money at call and on short notice

- Rupali Bank Ltd
- Sonali Bank Ltd

#### Sub total (a)

#### b) Term borrowing:

- Rupali Bank Ltd.
- Agrani Bank Ltd.
- Sonali Bank

#### Sub-total (b)

**c) Term Borrowing**

	Amount of Taka	
	31.12.2023	31.12.2022
Bangladesh Bank Refinance Loan for House building	37,928,812	46,813,695
Bangladesh Bank Refinance Loan for Solar,Bio-gas,ETP,BANECO	882,724	1,388,180
Refinance scheme of Bangladesh Bank for Jute Sector	-	30,000,000
Financing Brick Kiln Efficiency Improvement Project	70,097,228	85,557,544
Fund Export Industry-Salary Payment under COVID-19 BB Refinance	-	39,236,148
Refinance under BRPD # 10/2020	39,876,493	89,988,951
Special Stimulus Refinance Scheme for agriculture sector (ACD Circular # 01, Date -13/04/2020 for Covid-19)	-	37,900,000
Refinance Scheme for "CMSME Working Capital Loan/ Investment under Covid-19"	50,200,000	544,102,500
Refinance scheme for agriculture sector (Covid-19) 2nd phase	24,540,000	33,540,000
10/50/100 Taka Account Holders under refinance scheme Tk.5.00 Crore (FID Circular No.01/21)	8,326,250	7,496,250
COVID RS-3000 FID-02/2021 (FID Circular No.02)	3,500,000	14,000,000
Term Loan Industrial/Service/Commercial SMESPD-04/22	1,300,660,000	-
"STL-Agriculture R.S. 5000" under ACD-07/2022	6,120,000	-
Ghorey Fera refinance scheme Tk.500 Crore (ACD Circular No.01/2022)	3,300,000	3,300,000
Refinance Scheme of Joyeeta Foundation	12,500,000	50,000,000
Refinance Scheme of SME Foundation	9,062,100	13,900,000
<b>Sub-total</b>	<b>1,566,993,607</b>	<b>997,223,268</b>
<b>Total (a+b+c)</b>	<b>1,566,993,607</b>	<b>1,997,223,268</b>

**11.2 Outside Bangladesh****a) Demand Borrowing**

Demand Borrowing- Foreign Currency

**Sub-Total (a)****b) Term Borrowing**

Loan for Micro Credit and Small Scale Industries (KfW, Germany)

Second Crop Diversification Project

Agro Business Development Project of ADB

**Sub-Total (b)****Total (a+b)**

	-	-
	-	-
	153,379,147	153,379,147
	458,716,050	560,652,950
	97,941,178	188,868,367
<b>Sub-Total (b)</b>	<b>710,036,375</b>	<b>902,900,464</b>
<b>Total (a+b)</b>	<b>710,036,375</b>	<b>902,900,464</b>

**11.3 Overall transaction of Reverse Repo:**

	2023		2022	
	Minimum outstanding during the year	Maximum outstanding during the year	Minimum outstanding during the year	Maximum outstanding during the year
<b>Securities bought under repo:</b>				
i) with Bangladesh Bank	Nil	Nil	Nil	Nil
ii) with other banks & NBFIs	Nil	Nil	Nil	Nil

**11.4 Overall transaction of Repo:**

	2023		2022	
	Minimum outstanding during the year	Maximum outstanding during the year	Minimum outstanding during the year	Maximum outstanding during the year
<b>Securities sold under repo:</b>				
i) with Bangladesh Bank	Nil	13,946,553,170	Nil	17,177,922,480
ii) with other banks & NBFIs	Nil	2,601,319,368	Nil	3,114,765,673

**12. Deposits & Other Accounts**

Non-Interest bearing Deposits

Note 12.1

Interest bearing Deposits

Note 12.2

9,008,835,006	7,540,970,452
137,925,101,807	141,420,603,564
<b>146,933,936,813</b>	<b>148,961,574,016</b>

		Amount of Taka	
		31.12.2023	31.12.2022
<b>12.1 Non-Interest bearing Deposits</b>			
Current, Savings and Other Deposits	Note 12.1.1	8,008,623,254	6,680,723,917
Bills Payable	Note 12.1.2	1,000,211,752	860,246,535
		<b>9,008,835,006</b>	<b>7,540,970,452</b>
<b>12.1.1 Current, Savings and Other Deposits</b>			
Current Deposit		4,054,608,302	3,250,308,396
Savings Deposit		189,393,764	153,717,428
Margin Deposit		3,071,069,127	2,626,671,690
Sundry/Other Deposit		693,552,061	650,026,403
		<b>8,008,623,254</b>	<b>6,680,723,917</b>
<b>12.1.2 Bills Payable</b>			
Payment Order		996,973,532	857,006,964
Demand Draft		3,238,220	3,239,571
		<b>1,000,211,752</b>	<b>860,246,535</b>
<b>12.2 Interest bearing Deposits</b>			
Savings Bank Deposits	Note 12.2.1	10,767,694,099	9,968,005,618
Fixed Deposits,SND,Other Deposit Scheme	Note 12.2.2	126,997,197,433	131,295,969,784
Current Deposit		160,210,275	156,628,162
		<b>137,925,101,807</b>	<b>141,420,603,564</b>
<b>12.2.1 Savings Bank Deposits</b>			
Savings Account		10,767,694,099	9,968,005,618
		<b>10,767,694,099</b>	<b>9,968,005,618</b>
<b>12.2.2 Fixed Deposits</b>			
Short Notice Deposits		16,112,654,503	19,464,136,106
Term Deposits		104,827,211,275	105,626,383,018
Other Deposit Scheme		6,057,331,655	6,205,450,660
		<b>126,997,197,433</b>	<b>131,295,969,784</b>
<b>12.3 Maturity Grouping of other deposits &amp; inter-bank deposits</b>			
<b><u>Deposit from Bank</u></b>			
Repayable on demand		911,678	7,425,839
Repayable within 1 month		3,499,955	15,507,767
Above 01 Month but not more than 6 Months		232,998,021	229,559,231
Above 6 Months but not more than 1 Year		-	-
Above 01 Year but not more than 05 Years		-	-
Above 05 Years but not more than 10 Years		-	-
Above 10 Years		-	-
		<b>237,409,654</b>	<b>252,492,837</b>
<b><u>Other Deposits</u></b>			
Payable on Demand		1,949,688,322	5,332,574,161
Less than 01 Month		24,082,597,007	21,795,486,973
Above 01 Month but not more than 6 Months		66,363,301,980	57,970,440,769
Above 06 Months but not more than 01 Year		18,802,269,950	37,028,689,542
Above 01 year but not more than 05 Years		30,067,289,974	24,174,394,790
Above 05 years not more than 10 years		5,431,379,926	2,407,494,944
Above 10 years		-	-
		<b>146,696,527,159</b>	<b>148,709,081,179</b>
		<b>146,933,936,813</b>	<b>148,961,574,016</b>

		Amount of Taka	
		31.12.2023	31.12.2022
<b>13. Other liabilities</b>			
Provision for Loans and Advances	Note 13.1	5,361,995,489	9,719,495,093
Provision for Off Balance Sheet Exposures	Note 13.2	158,584,760	115,389,848
Provision for other assets	Note 13.3	1,345,540,427	1,574,438,748
Provision for Investment	Note 13.4	166,396,695	193,196,695
Provision for Balance with other Banks and NBFIs	Note 13.5	300,000,000	300,000,000
Interest Suspense Account	Note 13.6	13,801,014,920	14,582,321,069
Provision for Ex-gratia/Incentive Bonus	Note 13.7	7,688,066	7,688,066
Provision for Gratuity	Note 13.8	9,779,322	63,081,301
Provision for Welfare Fund		14,253,367	14,253,367
Provision for Benevolent Fund		10,000,000	5,000,000
Provision for Superannuation Fund		10,000,000	10,000,000
Prov. for Int. paid on Staff Provident Fund		16,959,487	-
Provision for Taxes	Note 35	654,907,981	526,018,803
Provision for Card Related Contingency		2,784,579	2,784,579
Provision for Expenses Payable	Note 13.9	33,936,960	46,641,916
Provision for stationery		25,459	152,758
Interest Accrued and Payable on Deposits		2,119,104,902	2,233,479,697
Interest Payable on Borrowing		135,408,266	138,993,839
Privileged Creditors		611,876,138	490,447,208
Deposit Insurance Premium Payable		13,580,355	12,343,416
Branch Adjustment Account		-	-
Position Clearing (Net)*		-	-
Position General Ledger (Net)*		257,421,634	730,721,816
Sundry Creditors		39,635,598	36,078,941
Miscellaneous Creditors	Note 13.10	42,073,840	18,994,308
		<b>25,112,968,245</b>	<b>30,821,521,468</b>

\*Under multi currency concept an organization maintains different statement of affairs for each currency it deals including base (BDT) currency and one consolidated statement of affairs of all currencies converted into base currency. In the consolidated affairs all the assets and liabilities in foreign currencies are converted in base currency and presented with other assets and liabilities in base currency. This consolidated affairs reflects the overall position of the bank expressed in base currency. Two GLs are maintained in the bank to account any foreign currency transaction. These GLs are Position GL for foreign currency position and Position Clearing GL. Position GL, accounts for original currency units other than base currency and Position Clearing GL accounts for corresponding value of foreign currency converted into base currency. Position, from the treasury point of view, means the available funds in different currencies with which the bank can trade. As value of any currency undergo change, Position in that currency need to be evaluated from time to time and necessary adjustments are made through these GLs.

### 13.1 Provision for Loans and Advances

Classified Loan	Note 13.1.1	5,011,199,946	9,554,717,837
Unclassified Loan	Note 13.1.2	157,470,122	159,010,052
Special General Provision-COVID-19	Note 13.1.3	193,325,421	5,767,204
<b>Provision held at the end of the year</b>		<b>5,361,995,489</b>	<b>9,719,495,093</b>





### 13.3 Provision for other assets:

Advance against space for Head Office- BASIC Zaman Tower	759,999,993	759,999,993
Advance against space for Banani Branch	161,315,950	161,315,950
Unadjusted Suspense Account-Head Office- Tech One Global (Pvt.) Ltd.	5,100,965	5,100,965
Unadjusted Suspense account-Gulshan Branch	2,504,242	2,504,242
Unadjusted Suspense account-BSP	474,954	2,411,971
Unadjusted Suspense account-Excise Duty-Different Branches	1,281,585	2,006,422
Unadjusted Suspense Account (Head Office)-Medical Bill	1,149,263	1,149,263
Provision for Unadjusted Branch Adjustment Accounts Shantinagar Br.	16,535,000	8,267,500
Provision agst. Interest Receivable on Loans and Advance*	353,432,311	590,299,637
Provision against Advance Legal Expenses	2,363,359	-
Other Miscellaneous Income Receivable	2,577	2,577
Provision for protested bill-Legal Fee	1,340,000	1,340,000
Provision for protested bill-SWIFT	20,244,921	20,244,921
Provision for protested bill-BCCI	8,597,272	8,597,272
Provision for protested bill-Shahadat Hossain Bangshal	11,198,035	11,198,035
<b>Total required provision</b>	<b>1,345,540,427</b>	<b>1,574,438,748</b>

Provision held at the beginning of the year	1,574,438,748	1,688,725,747
Add: Unadjusted Suspense account-BSP is required/(not required) during the year	(1,937,017)	2,205,059
Add: Provision against Advance Legal Expenses	2,363,359	-
Add: Provision made during the year against Unadjusted Branch Adjustment Accounts Shantinagar Br.	8,267,500	8,267,500
Other Miscellaneous Income Receivable	-	2,577
Less: Adjustment of Provision for Income Receivable for Loan Written-off	-	(533,116)
Less: Adjustment of Provision for protested bill-Legal Fee	-	(2,600,000)
Less: Unadjusted Suspense Account-Head Office-A2Z International	-	(550,000)
Less: Excess provision for Interest Receivable on Loans & Advance not required	(236,867,326)	(118,299,930)
Less: Excess amount of Unadjusted suspense account-Excise Duty not required	(724,837)	(2,779,089)
<b>Provision held at the end of the year</b>	<b>1,345,540,427</b>	<b>1,574,438,748</b>
<b>Total Provision excess/(shortfall)</b>	<b>-</b>	<b>-</b>

\*Note: The head as Income Receivable has been changed as Provision agst. Interest Receivable on Loans and Advance from the year-2023.

### 13.4 Provision for Investment

#### Provision Required:

Provision for Investment in Shares of Listed Companies	162,194,935	188,994,935
Provision for Investment in Equity of Grameen IT Park Limited	4,201,760	4,201,760

#### Total Provision Required

#### Provision Maintained:

Opening Balance	193,196,695	109,544,034
Add: Provision made during the year	(26,800,000)	83,652,661
<b>Closing Balance</b>	<b>166,396,695</b>	<b>193,196,695</b>

#### Excess Provision/Provision Shortfall

<b>Total Provision Required</b>	<b>166,396,695</b>	<b>193,196,695</b>
<b>Excess Provision/Provision Shortfall</b>	<b>-</b>	<b>-</b>

### 13.5 Provision for Balance with other Banks and NBFIs

Provision for FDR with BIFC Limited

300,000,000	300,000,000
-------------	-------------

#### Total Required Provision

<b>300,000,000</b>	<b>300,000,000</b>
--------------------	--------------------

Opening Balance of Maintained Provision

300,000,000	300,000,000
-------------	-------------

Provision made during this year

-	-
---	---

#### Closing Balance of Maintained Provision

<b>300,000,000</b>	<b>300,000,000</b>
--------------------	--------------------

#### Excess Provision/Provision Shortfall

<b>-</b>	<b>-</b>
----------	----------

**13.6 Interest Suspense Account**

Balance at the beginning of the year before adjustment  
 Less: Adjustment of wrongly assessed as interest suspense in 2022  
 Add: Transferred from Int. Inc. as per BB Inspec.Team's auditor's advice

**Opening Balance after adjustment of interest suspense**

Amount transferred to Interest Suspense account during the Year after adjustment  
 Amount recovered from Interest Suspense account during the Year  
 Suspense Written off/Waived During the Year

**Total**

Add: Transferred from Int. Inc. as per BB Inspec.Teams' report

**Balance at the end of the year****13.7 Provision for Ex-gratia/Incentive Bonus**

Opening Balance

**Closing Balance****13.8 Provision for Gratuity**

Opening Balance

Less: Transferred to Gratuity Fund Savings Account

Add: Provision made for the current year

**Closing Balance**

Required Balance of the fund as on 31 December 2023

Balance as on 31 December 2023

**Incremental requirement for the year****Excess/(Short) Provision for Gratuity****13.9 Provision for Expenses Payable:**

Provision for telephone-office and residence  
 Provision for electricity expenses  
 Provision for water, gas and sewerage  
 Provision for postage expenses  
 Provision for rent  
 Provision for repairs, improvement and maintenance  
 Provision for on-line Banking expenses  
 Provision for various audit fees  
 Provision for vehicle expenses  
 Provision Loan installment payable  
 Provision for entertainment expenses  
 Provision for other expenses

**13.10 Miscellaneous creditors:**

Misc. Creditors as per affairs (GL#59930000)  
 Less: Special Reserve-BCCI  
 Less: Provision for investment  
 Less: Audited Loan Loss Provision  
 Less: Unaudited Loan Loss Provision  
 Less: Provision for investment  
 Less: Misc. creditors-Provision for loss on investment-Unaudited

<b>Amount of Taka</b>	
<b>31.12.2023</b>	<b>31.12.2022</b>
14,472,403,069	16,111,394,886
-	55,615,338
109,918,000	-
<b>14,582,321,069</b>	<b>16,055,779,548</b>
4,943,983,968	10,897,705,947
(5,293,157,679)	(11,714,609,148)
(460,932,438)	(766,473,278)
<b>13,772,214,920</b>	<b>14,472,403,069</b>
28,800,000	109,918,000
<b>13,801,014,920</b>	<b>14,582,321,069</b>
7,688,066	7,688,066
<b>7,688,066</b>	<b>7,688,066</b>
63,081,301	93,564,481
(63,081,301)	(93,564,481)
-	-
9,779,322	63,081,301
<b>9,779,322</b>	<b>63,081,301</b>
2,816,398,227	2,527,288,796
2,806,618,905	2,464,207,495
<b>9,779,322</b>	<b>63,081,301</b>
-	-
483,548	520,117
996,218	820,159
113,550	76,209
4,500	11,400
26,342,967	17,908,343
239,358	170,183
95,748	95,748
700,125	1,104,250
53,360	66,900
428,936	420,107
-	-
4,478,650	25,448,500
<b>33,936,960</b>	<b>46,641,916</b>
5,738,314,067	10,036,260,796
(7,782,258)	(7,782,258)
-	-
(5,477,385,337)	(9,834,884,942)
(17,875,937)	-
(193,196,695)	(109,544,034)
-	(65,055,254)
<b>42,073,840</b>	<b>18,994,308</b>

## Amount of Taka

31.12.2023

31.12.2022

**13.11 Branch adjustments account represents outstanding inter branch and head office transaction (Net) originated. The un - responded entries as of 31 December 2023 are given below:**

Particulars	No. of Un-responded entries		Amount of Un-responded entries	
	Dr.	Cr.	Dr.	Cr.
Up to 03 Months	658	180	359,841,437	107,446,313
Over 03 Month but within 06 Months	-	-	-	-
Over 06 Month but within 01 Year	-	-	-	-
Over 01 Year but within 05 Years	1	-	16,535,000	-

### 14. Capital

#### 14.1 Authorized

5,500,000,000 ordinary shares of Tk 10.00 each

	<b>55,000,000,000</b>	<b>55,000,000,000</b>
--	-----------------------	-----------------------

#### 14.2 Issued, Subscribed and Paid up Capital

The Issued, Subscribed and Paid up Capital of the Bank as follows:

*1,084,698,250 Ordinary Shares of Tk. 10.00 each*

	<b>10,846,982,500</b>	<b>10,846,982,500</b>
--	-----------------------	-----------------------

The Government of People's Republic of Bangladesh is the Sole Owner-Shareholder of the Bank and all the Ordinary Shares are Vested with the Ministry of Finance.

#### 14.3 Risk-weighted Assets and Capital Ratios as Defined by the Basel Capital Accord

In terms of section 13(1) of Bank Company Act 1991 (amendment 2013) and Bangladesh Bank BRPD Circular No. 18 dated 21 December 2014 required capital, available Tier-I and Tier-II capital of the Bank for the period ended as on 31 December 2023 is shown below:

*Tier-1 capital:*

##### **Common Equity Tier-1**

Paid up Capital	10,846,982,500	10,846,982,500
Statutory Reserve	2,224,690,642	2,224,690,642
General Reserve	40,000,000	40,000,000
Retained Earnings	(46,242,330,623)	(42,258,670,061)
Share Money Deposit	26,000,000,000	26,000,000,000
	<b>(7,130,657,481)</b>	<b>(3,146,996,919)</b>
Less : Regulatory adjustments:		
Provision Shortfall against classified loans and advance	-	-
Deferred tax assets	(897,123,027)	(889,645,255)
<b>Total adjustments</b>	<b>(897,123,027)</b>	<b>(889,645,255)</b>
	<b>(8,027,780,508)</b>	<b>(4,036,642,174)</b>
<b>Additional Tier- 1 Capital</b>		
Non-cumulative irredeemable preference share	<b>1,205,000,000</b>	<b>1,205,000,000</b>
<b>Total Tier-1 capital</b>	<b>(6,822,780,508)</b>	<b>(2,831,642,174)</b>

**Tier-2 capital**

General Provision Maintained against Unclassified Loan  
 Provision for Off -Balance Sheet Items  
 Exchange Equalization  
 Revaluation Reserve of HTM and HFT Securities

**Total regulatory capital (Tier-1 + Tier-2)****A. Total regulatory Capital (Tier-1 + Tier-2)\***

Total Capital (Tier-1)

Total Capital (Tier-2)

**Total Eligible Capital (Tier-1 + Tier-2)****B. Risk Weighted Assets**

Balance Sheet Business

Off- Balance Sheet Business

**Total Risk-weighted Assets (RWA)****C. Minimum Capital Requirement on Risk Weighted Assets (MCR)**

(10% on Total Risk Weighted Assets)

**D. Capital Surplus /(Shortfall) under MCR [A-C]****E. Capital Conservation Buffer (CCB) Requirement (2.50% of RWA)****F. Capital Surplus /(Shortfall) under MCR including CCB [D-E]****Capital to Risk Weighted Asset Ratio (CRAR)**

Amount of Taka	
31.12.2023	31.12.2022
350,795,543	164,777,256
158,584,760	115,389,848
-	-
-	-
<b>509,380,303</b>	<b>280,167,104</b>
<b>(6,313,400,205)</b>	<b>(2,551,475,070)</b>
(6,822,780,508)	(2,831,642,174)
509,380,303	280,167,104
<b>(6,313,400,205)</b>	<b>(2,551,475,070)</b>
183,136,622,529	183,650,345,473
5,224,062,922	3,998,952,737
<b>188,360,685,451</b>	<b>187,649,298,210</b>
<b>18,836,068,545</b>	<b>18,764,929,821</b>
<b>(25,149,468,750)</b>	<b>(21,316,404,891)</b>
<b>4,709,017,136</b>	<b>4,691,232,455</b>
<b>(29,858,485,886)</b>	<b>(26,007,637,346)</b>
<b>-3.35%</b>	<b>-1.36%</b>

\*Regulatory capital has been calculated by the Bank in accordance with Bangladesh Bank's approval vide its Letter No. DOS(CAMS) 1157/41(Dividend)/2024-1839 dated 30 April 2024 and Letter No. DOS(CAMS)1157/1(II)-C/2023-2209 dated 30 April 2023. Bangladesh Bank has allowed deferral facility to the Bank for maintaining provision shortfall of Tk. 5,343.03 crore against loans and advances till the finalization of Financial Statements of 2024 of the Bank.

**15. Statutory Reserve**

Opening Balance at the Beginning of the Year

Add: Addition During the Year (20% of pre-tax Profit)

**Closing Balance at the End of the Year**

As per section 24 of Bank Companies Act 1991, no amount was transferred to statutory reserve in 2023 and 2022 as there was no pre-tax profit.

**16 Other Reserve**

General Reserve (Note: 16.1)

Investment Revaluation Reserve (Note: 16.2)

Share Money deposit

5% Non-cumulative preference share/Other Free Reserve

2,224,690,642	2,224,690,642
-	-
<b>2,224,690,642</b>	<b>2,224,690,642</b>
40,000,000	40,000,000
(216,832,575)	(165,275,546)
26,000,000,000	26,000,000,000
1,205,000,000	1,205,000,000
<b>27,028,167,425</b>	<b>27,079,724,454</b>

		Amount of Taka	
		31.12.2023	31.12.2022
<b>16.1 General Reserve</b>			
Opening Balance at the Beginning of the Year		40,000,000	40,000,000
Add: Addition During the Year		-	-
<b>Closing Balance at the End of the Year</b>		<b>40,000,000</b>	<b>40,000,000</b>
The Bank has been maintaining this reserve as venture capital fund since 1999 for equity support to innovative but risky project.			
<b>16.2 Investment Revaluation Reserve</b>			
Opening Balance at the Beginning of the Year		(165,275,546)	121,050,948
Increase/(decrease) during the Year		(51,557,029)	(286,326,494)
<b>Closing Balance at the End of the Year</b>		<b>(216,832,575)</b>	<b>(165,275,546)</b>
<b>17. Surplus in Profit and Loss Account</b>			
Opening Balance		(42,258,670,061)	(41,012,633,587)
Add: Adjustment of wrongly assessed as interest suspense in 2021		-	55,615,338
Add: Transferred from intt. Suspense agst. NBA and specific provision agst. NBA for booking Non-banking Assets (NBA) as Fixed Assets		179,290,155	-
Profit during the Year		(4,162,950,717)	(1,301,651,812)
Cash Dividend Paid During the Year		-	-
Issuance of Bonus Share		-	-
<b>Surplus in Profit and Loss Account during the year</b>		<b>(46,242,330,623)</b>	<b>(42,258,670,061)</b>
<b>17.1 Item-Wise Profit and Loss Account</b>			
<b>Income:</b>			
Interest, Discount and Similar Income		6,577,884,953	8,199,862,805
Dividend Income		47,669,521	52,969,997
Fees, Commission and Brokerage		800,397,678	1,282,009,653
Other Operating Income		882,950,050	471,477,167
<b>Total Income</b>		<b>8,308,902,202</b>	<b>10,006,319,622</b>
<b>Expenses:</b>			
Interest, Fee and Commission		9,784,527,828	8,690,794,050
Administrative Expenses		1,810,628,314	1,820,542,788
Other Operating Expenses		726,118,588	694,049,947
Depreciation on Banking Assets		81,759,593	77,039,036
<b>Total Expenses</b>		<b>12,403,034,323</b>	<b>11,282,425,821</b>
<b>Profit Before Tax and Provision</b>		<b>(4,094,132,121)</b>	<b>(1,276,106,199)</b>
<b>18. Contingent Liabilities</b>			
Local Bills for Collection		134,222	134,222
Foreign Bills for Collection		85,061,304	127,587,386
Letters of Guarantee	Note 18.1	3,424,892,339	2,816,785,445
Irrevocable Letters of Credit		5,902,155,164	4,340,626,304
Back to Back L/C		2,180,687,176	2,058,092,973
Acceptances and Endorsements		3,158,413,446	2,323,480,142
Travellers Cheques Stock		-	-
Value of Wage Earners Bond in Hand and others		74,033,000	68,390,000
Miscellaneous		1,033,099,325	1,038,091,725
		<b>15,858,475,976</b>	<b>12,773,188,197</b>

**18.1 Letters of guarantee**

- A. Claim against the Bank which is not recognized as Loan
- B. Money for which the Bank is contingently liable in respect of guarantees favouring:
- Directors
  - Government
  - Bank and Other Financial Institutions
  - Others

**19. Interest income**

- Interest on Loans and advances
- Less: Intt. Inc.reversed as per BB Inspection teams' report
- Interest on money at call and short notice
- Interest on placement with Banks
- Interest on foreign currency balance
- Other interest Income (On Advance Rent of our Savar Br.)

**20. Interest paid on deposits and borrowings etc.**

- On Savings Bank Deposit (note 20.1)
- On Short Notice Deposit
- On Fixed Deposit (note 20.2)
- On Current Deposit
- Interest paid on Staff Provident Fund
- Other Deposits and deposit schemes (note 20.3)
- On Borrowing from Bangladesh Bank and other financial institutions (note 20.4)

**20.1 On Savings bank deposit:**

- On Savings Deposit (Conventional)
- On School Banking Scheme
- On Krishok Savings Account
- On RMG Worker Account
- On Leather Industry Worker
- On Pothopushpo Savings Account
- On Muktijodhashpo Savings Account
- On BASIC Chalanika
- On Trinomul Savings Account
- Interest paid on BASIC SUPER Savings account-BSSA

**20.2 On Fixed deposit:**

- Interest paid on Fixed Deposit (Conventional)
- Interest paid on Century Deposit scheme
- Interest paid on double benefit scheme
- Interest paid on Super double benefit scheme
- Interest paid on Monthly Benefit Scheme
- Interest paid on Rapid Grow Deposit Scheme
- Interest paid on BASIC twofold winner scheme
- Interest paid on monthly gainer scheme
- Interest paid on monthly income scheme
- Interest paid on double deposit scheme
- Interest paid on BASIC Diamond Term Deposit-BDTD

**Total**

Amount of Taka	
31.12.2023	31.12.2022
-	-
-	-
2,310,752,607	2,135,697,607
1,076,500	1,076,500
1,113,063,233	680,011,339
<b>3,424,892,340</b>	<b>2,816,785,446</b>
4,870,019,213	6,075,179,933
(28,800,000)	(109,918,000)
38,946,486	179,857,653
105,064,977	78,535,978
14,456,578	2,631,920
220,335	2,700
<b>4,999,907,589</b>	<b>6,226,290,184</b>
298,851,914	283,965,320
676,876,427	829,376,945
7,378,404,944	6,617,621,895
1,395,774	1,941,581
112,959,487	75,000,000
545,600,014	588,391,691
770,439,268	294,496,618
<b>9,784,527,828</b>	<b>8,690,794,050</b>
283,543,660	272,978,715
8,086,745	7,922,160
973,504	1,072,068
333,075	305,490
1,122	1,083
2,501	662
293,472	256,207
161,691	128,551
1,925,122	1,300,384
3,531,022	-
<b>298,851,914</b>	<b>283,965,320</b>
6,881,021,488	5,963,906,827
246,372,976	370,853,239
(6,048)	39,195,486
-	-
53,300	53,300
-	-
94,701,556	90,865,041
52,476,447	82,932,416
86,118,152	65,301,302
6,474,112	4,514,284
11,192,961	-
<b>7,378,404,944</b>	<b>6,617,621,895</b>



		<b>Amount of Taka</b>	
		<b>31.12.2023</b>	<b>31.12.2022</b>
<b>21.1 On Government Treasury Bill and Bond</b>			
	Interest on GT bond	2,760,977,026	2,750,830,183
	Amortization of Discount on Treasury Bill	-	-
	Interest on Reverse repo	-	7,352,003
	Amortization of discount-Bill	-	-
	<b>Total</b>	<b>2,760,977,026</b>	<b>2,758,182,186</b>
<b>21.2 Profit/(Loss) on sale of investment (a+b+c)</b>		<b>1,861,772,484</b>	<b>617,099,285</b>
21.2.1	Profit on sale of Share	-	9,843,794
	Less: Loss on sale of Share	-	-
	<b>Net Profit/(Loss) (a)</b>	<b>-</b>	<b>9,843,794</b>
21.2.2	Profit on sale of HFT & HTM Securities	17,768,982	81,930,473
	Less: Loss on sale of HFT & HTM Securities	-	-
	<b>Net Profit/(Loss) (b)</b>	<b>17,768,982</b>	<b>81,930,473</b>
21.2.3	Profit on Repo trading	2,281,073,864	720,441,084
	Less: Loss on Repo trading	437,070,362	195,116,066
	<b>Total (c)</b>	<b>1,844,003,502</b>	<b>525,325,018</b>
<b>22. Commission, exchange and brokerage</b>			
	Foreign bill purchased	1,000	5,500
	Local Bill Purchased	3,540,339	3,231,236
	Remittance	1,949,850	3,024,767
	Letter of Guarantee	38,363,116	33,435,915
	Letter of Credit	135,892,236	148,170,769
	Bills for Collection	15,715,036	13,946,965
	Acceptances and endorsement	54,692,451	61,863,728
	Export Bill	15,988,498	18,553,141
	Exchange gain net of exchange loss (22.1)	482,448,150	948,402,280
	Commission on sale of instruments	9,865,810	11,771,435
	Commission on online banking services	914,732	591,654
	Other Commission	41,026,460	39,012,263
	Miscellaneous (includes commission on sale of PSP,TC)	-	-
		<b>800,397,678</b>	<b>1,282,009,653</b>
<b>22.1 Exchange gain net of exchange loss</b>			
	Exchange Earning	518,601,270	1,035,401,910
	Less: Exchange Loss	36,153,120	86,999,630
		<b>482,448,150</b>	<b>948,402,280</b>
<b>23. Other operating income</b>			
	Various Fees	11,234,218	15,239,598
	Income on locker	1,416,400	1,414,400
	Recoveries from client and staffs	40,717,406	42,380,677
	Service and other Charges	61,082,640	59,542,972
	Income from ICT services	16,799,634	16,483,560
	Income from on-line client services	105,715	205,177
	Recoveries of Loan Previously Write Off	48,091,367	292,472,976
	Income from ATM/Card services	8,650,049	7,105,987
	Expopt L/C advising, handling,transfer charges etc.	6,584,886	5,716,015
	Supervision and Monitoring Fee	660,382,922	632,750
	Net Profit on Sale of Fixed Assets (note 23.1)	18,047,651	15,222,519
	Miscellaneous income (note 23.2)	9,837,162	15,060,536
		<b>882,950,050</b>	<b>471,477,167</b>



**23.1 Net Profit/(Loss) on sale of fixed assets:**

Cost of assets sold	59,662,819	56,732,119
Less: Accumulated depreciation of assets sold	59,182,677	55,782,555
Book value of assets sold	480,142	949,564
Sale value of fixed assets sold	18,527,793	16,172,083

**Profit/(Loss) on sale of fixed assets****18,047,651**      **15,222,519****23.2 Miscellaneous Income:**

Discount received	413,836	173,980
Project Examination and Appraisal Fee	10,000	200,000
Other Operating Income	9,316,309	14,686,256
Income on Real Estate	-	300.00
Other Non-operating Income	97,017	-

**9,837,162**      **15,060,536****24. Salary and Allowances**

Salaries (note 24.1)	878,233,413	887,028,206
Allowances (note 24.2)	522,081,245	472,112,107
Provident Fund	70,225,024	70,824,888
Benevolent Fund	10,000,000	5,000,000
Gratuity Fund	159,779,322	213,081,301
Pension Fund	-	-
Bonus	155,084,160	157,267,686
Superannuation Fund	10,000,000	10,000,000

**1,805,403,164**      **1,815,314,188****Note 24.1: Salaries:**

Salary-Basic salary	854,061,991	863,691,469
Wages sub-staff	1,472,677	1,119,388
Casual wages menial staff	22,698,745	22,217,349

**Total****878,233,413**      **887,028,206****Note 24.2: Allowances:**

Allowances	492,017,975	472,112,107
Leave Fare Assistance	30,063,270	-

**Total****522,081,245**      **472,112,107****25. Rent, Taxes, Insurance, Electricity Etc.**

Rent	225,874,322	223,452,288
Rates, Taxes and VAT	3,931,361	4,480,796
Utilities/Electricity and Heating	47,374,273	44,387,934
Insurance	30,890,506	24,952,267

**308,070,462**      **297,273,285**

Amount of Taka	
31.12.2023	31.12.2022
59,662,819	56,732,119
59,182,677	55,782,555
480,142	949,564
18,527,793	16,172,083
<b>18,047,651</b>	<b>15,222,519</b>
413,836	173,980
10,000	200,000
9,316,309	14,686,256
-	300.00
97,017	-
<b>9,837,162</b>	<b>15,060,536</b>
878,233,413	887,028,206
522,081,245	472,112,107
70,225,024	70,824,888
10,000,000	5,000,000
159,779,322	213,081,301
-	-
155,084,160	157,267,686
10,000,000	10,000,000
<b>1,805,403,164</b>	<b>1,815,314,188</b>
854,061,991	863,691,469
1,472,677	1,119,388
22,698,745	22,217,349
<b>878,233,413</b>	<b>887,028,206</b>
492,017,975	472,112,107
30,063,270	-
<b>522,081,245</b>	<b>472,112,107</b>
225,874,322	223,452,288
3,931,361	4,480,796
47,374,273	44,387,934
30,890,506	24,952,267
<b>308,070,462</b>	<b>297,273,285</b>

**26. Legal & Professional Expenses**

Legal Expense (note 26.1)  
Professional Fees (note 26.2)

**26.1 Legal Expenses:**

Lawyers fees  
Law Charges  
Stamp Charges and Court Fees  
Other Legal expenses  
Other Professional expenses

**26.2 Professional Expenses:**

Consultancy Fee  
Management fees  
Other Professional Fee

**27. Postage, Stamps, Telecommunication Etc.**

Postage  
Courier Services  
Telephone  
Fax  
Swift Subscription and cable Charges and web hosting charge  
Stamp  
Internet and E-mail

**28. Stationery, Printing, Advertisement Etc.**

Printing Stationery  
Security Stationery  
Publicity, Advertisement and publication  
Other Stationery (note 28.1)

**28.1 Other Stationery**

Office Stationery  
Petty Stationery  
Photograph and Photocopy  
Crocery and utensils  
Other Stationery  
Calendar  
Other greeting items  
Invitation Card  
Other printing expenses

**Total**

<b>Amount of Taka</b>	
<b>31.12.2023</b>	<b>31.12.2022</b>
23,048,633	17,710,981
824,601	1,173,450
<b>23,873,234</b>	<b>18,884,431</b>
3,931,230	2,403,692
3,565,227	2,018,808
43,378	33,510
15,505,998	13,254,971
2,800	-
<b>23,048,633</b>	<b>17,710,981</b>
504,620	888,950
101,000	-
218,981	284,500
<b>824,601</b>	<b>1,173,450</b>
45,499	55,517
6,290,348	6,589,125
3,128,257	3,064,035
8,927	11,791
7,714,345	7,557,978
64,131	16,420
238,534	191,466
<b>17,490,041</b>	<b>17,486,332</b>
3,855,753	4,586,352
5,076,285	3,883,856
1,357,885	1,785,321
24,966,656	21,249,447
<b>35,256,579</b>	<b>31,504,976</b>
8,059,672	6,023,934
92,424	85,717
384,984	323,329
795,785	747,792
12,259,113	11,512,009
3,344,082	2,539,562
29,596	9,134
-	1,310
1,000	6,660
<b>24,966,656</b>	<b>21,249,447</b>

		Amount of Taka	
		31.12.2023	31.12.2022
<b>29. Managing Director's Salary</b>			
	Basic Salary	3,660,000	3,660,000
	Allowances and Bonus (note: 29.1)	1,565,150	1,568,600
		<b>5,225,150</b>	<b>5,228,600</b>
	<b>29.1 Managing Director's Allowances and Bonus</b>		
	House Rent	600,000	600,000
	Medical	300,000	300,000
	Entertainment	800	1,600
	Food Subsidy	43,200	45,000
	Others	11,150	12,000
	<b>Total Allowances</b>	<b>955,150</b>	<b>958,600</b>
	Bonus	610,000	610,000
	<b>Total</b>	<b>1,565,150</b>	<b>1,568,600</b>
<b>30. Directors' Fees</b>			
	Directors Honorarium*	2,224,000	2,648,000
	VAT on Directors Honorarium	266,200	318,800
	Chairman's Remuneration**	303,000	360,000
		<b>2,793,200</b>	<b>3,326,800</b>
	<i>*Each member of the board of directors of the Bank was paid honorarium of Tk. 8,000/- per meeting.</i>		
	<i>**Remuneration was paid to the honorable chairman of the board of directors of the Bank @ Tk. 30,000/- per month.</i>		
<b>31. Depreciation of Bank's Assets</b>			
	<b>Depreciation on own Assets</b>		
	Building	431,835	-
	Furniture and Fixture	4,868,698	4,766,003
	Interior Decoration	17,011,927	16,385,931
	Computer Hardware and Pheriperals	34,779,136	31,174,661
	Computer Software	11,049,345	10,974,613
	Machinery and Equipment	13,578,652	13,697,828
	Vehicles	-	-
		<b>81,719,593</b>	<b>76,999,036</b>
	<b>Depreciation on Leased Assets</b>		
	Lease Equipment/ Assets	40,000	40,000
	<b>Total</b>	<b>81,759,593</b>	<b>77,039,036</b>
<b>32. Repair of Bank's Assets</b>			
	Furniture and Fixture	2,830,553	2,633,621
	Interior Decoration	146,940	755,043
	Machinery and Equipment	11,258,092	13,521,027
	Vehicles	9,256,309	6,922,697
	Rented Premises	1,893,102	1,900,583
	Electric Fittings	6,949,501	5,937,460
	Others	2,719,498	2,397,983
		<b>35,053,995</b>	<b>34,068,414</b>

**33. Other Expenses**

Entertainment	
Compensation agst. Death due to COVID-19	
Lunch subsidy allowance	
Executive car allowance	
Information and Communication Technology (ICT) expenses (note 33.1)	
Other Audit Fee (note 33.2)	
Car Expenses (note 33.3)	
Fuel and Lubricant Expenses-Generator (note 33.4)	
Travelling	
Computer consumables and Accessories	
Staff Training and HR development Expenses	
Card Related Expenses	
Subscription	
Service charge paid to clearing house, banks and others	
Corporate Social Responsibility Expenses	
Commission paid to banks	
Donation	
Miscellaneous (note 33.5)	
<b>Total</b>	

Note:

**33.1 Information and Communication Technology (ICT) expenses**

Set-up charge	
License fee	
Internet charge	
SMS alert charge	
Mobile phone banking expenses	
Software Maintenance Expenses	
Hardware maintenance	
ICT Auditing, Penetration Testing & Risk Management Services	
Other	
<b>Total</b>	

**33.2 Other Audit Fee**

PF audit	
Various fund audit	
Nostro account audit	
<b>Total</b>	

**33.3 Car expenses:**

Fuel and lubricant	
CNG/POL-Vehicle	
Vehicle expenses	
<b>Total</b>	

**33.4 Fuel and Lubricant-Generator:**

Fuel and Lubricant -Generator	
Fuel and Lubricant-Others	
<b>Total</b>	

**Amount of Taka****31.12.2023****31.12.2022**

37,708,589	28,602,547
-	2,500,000
85,325,850	88,136,620
55,808,497	41,000,097
32,689,446	51,297,962
57,500	11,500
12,194,387	13,403,787
4,493,622	3,895,785
14,702,498	15,296,863
9,601,337	8,357,541
4,341,656	2,613,017
14,642,938	20,603,611
3,640,880	3,671,140
2,056,707	1,959,500
608,069	1,244,463
12,650	4,125
72,020	102,160
25,049,431	7,884,991
<b>303,006,077</b>	<b>290,585,709</b>

-	4,403
1,793,502	271,179
18,256,432	20,051,983
2,584,525	3,022,823
-	55,650
7,857,282	27,846,215
913,600	9,699
1,256,700	-
27,405	36,010
<b>32,689,446</b>	<b>51,297,962</b>

23,000	11,500
-	(46,000)
34,500	46,000
<b>57,500</b>	<b>11,500</b>

6,653,021	6,078,516
3,962,396	5,196,427
1,578,970	2,128,844
<b>12,194,387</b>	<b>13,403,787</b>

4,467,900	3,886,157
25,722	9,628
<b>4,493,622</b>	<b>3,895,785</b>

**33.5 Miscellaneous:**

Expenses- Furniture & Fixtures	
Expenses Equipment	
Business promotion and development	
Books, Journals and periodicals	
Conveyance expenses	
Expenses for multimedia	
Transport expenses	
Carrying Charges	
Commitment and other fees	
Remittance charges	
Cartage and freight	
Issue expenses	
Interior decoration expenses	
Head Office and Branch Renovation/Development Expenses	
AGM expenses	
Nostro account related expenses	
Financial assistance expenses	
Penalty/Fine Paid	
Security Service Expense	
Net Loss on sale of fixed assets (Note: 23.1)	
Capital related fees and charges	
Misc. expenses	
<b>Total</b>	

**Amount of Taka****31.12.2023****31.12.2022**

	17,582	-
	465,665	99,122
	1,223,774	255,081
	2,092,449	1,637,907
	17,250	15,835
	40,418	21,050
	67,223	76,841
	105,280	118,600
	615,403	315,608
	75,854	89,004
	74,405	136,704
	1,800	74,930
	634,846	844,345
	-	736,875
	92,147	-
	3,245,495	1,955,045
	140,915	115,974
	5,968,947	
	7,796,649	199,180
	-	-
	1,504,886	-
	868,443	1,192,890
<b>Total</b>	<b>25,049,431</b>	<b>7,884,991</b>

**34. Provision made/Internal Transfer during the year:**

## a. For Loans &amp; Advances:

On Classified Loans & Advances (Transferred to Special General Provision-COVID 19)	Note 13.1.1	(186,018,287)	-
On Unclassified Loans & Advances (Transferred to Special General Provision-COVID 19)	Note 13.1.2	(1,539,930)	-
Special General Provision-COVID 19 (Transferred from Classified and Unclassified provision)	Note 13.1.3	187,558,217	-

**Sub-Total**

b. For Off Balance Sheet items: Note 13.2

## c. For Other Assets:

i) Unadjusted suspense account-BSP	Note 13.3	(1,937,017)	2,205,059
ii) Provision made during the year against Unadjusted Branch Adjustment Accounts_Shantinagar Br.	Note 13.3	8,267,500	8,267,500
iii) Other Miscellaneous Income Receivable		-	2,577
iv) Provision not required against unadjusted Sus-A2Z	Note 13.3	-	(550,000)
v) Excess provision for Income Receivable not required	Note 13.3	(236,867,326)	(118,299,930)
vi) Provision against Advance Legal Expenses		2,363,359	-
vii) Unadjusted suspense account-BSP		-	-
vi) Excess amount of Unadjusted suspense account- Excise Duty not required		(724,837)	(2,779,089)

**Total provision made for Other Assets**

e. For Investment Note 13.4

f. For Balance with other Banks and Financial Institutions Note 13.5

**Total**

<b>(228,898,321)</b>	<b>(111,153,883)</b>
(26,800,000)	83,652,661
-	-
<b>(212,503,409)</b>	<b>(27,501,222)</b>

Provision has been maintained by the Bank in accordance with Bangladesh Bank's approval vide its Letter No. DOS(CAMS) 1157/41(Dividend)/2024-1839 dated 30 April 2024 and DOS(CAMS)1157/1(II)-C/2023-2209 dated 30 April 2023.

**35. Provision for Current Tax**

Opening balance  
Add: Propvision made for current years' tax

Less: Adjustment made during the year

**Closing balance**

526,018,803

554,121,389

288,799,777

121,340,113

**814,818,580****675,461,502**

159,910,599

149,442,699

**654,907,981****526,018,803**

		<b>Amount of Taka</b>	
		<b>31.12.2023</b>	<b>31.12.2022</b>
<b>36. Deferred Tax</b>			
<b>a) Computation of Deferred Tax</b>			
Tax Base of Depreciable Fixed Assets		375,888,350	313,906,998
Less: Carrying Amount		444,385,858	362,548,075
<b>Deductible Temporary Difference (A)</b>		<b>(68,497,508)</b>	<b>(48,641,077)</b>
<b>Carrying Amount of Provision for Gratuity/Benevolent /Superannuation Fund:</b>			
Provision for Gratuity (Cumulative Provision-Actual Payment)		2,198,630,948	2,166,535,929
Provision for Benevolent Fund (Cumulative Provision -actual payment)		56,882,962	53,854,122
Provision for Superannuation Fund (Cumulative Provision -actual payment)		55,791,165	52,364,165
		<b>2,311,305,075</b>	<b>2,272,754,216</b>
Less: Tax Base			
<b>Deductible Temporary Difference (B)</b>		<b>2,311,305,075</b>	<b>2,272,754,216</b>
<b>Total Deductible Temporary Difference (A+B)</b>		<b>2,242,807,567</b>	<b>2,224,113,139</b>
Effective Tax Rate		40.00%	40.00%
Deferred Tax Assets		<b>897,123,027</b>	<b>889,645,255</b>
<b>b) Deferred Tax (Expenses)/Income</b>			
Closing Deferred Tax Assets ('C)		897,123,027	889,645,255
Opening Deferred Tax Assets (D)		889,645,255	821,351,978
<b>Deferred Tax (Expenses)/Income ('C-D)</b>		<b>7,477,772</b>	<b>68,293,278</b>
<b>37. Appropriations</b>			
Statutory Reserve		-	-
General Reserve		-	-
Dividends etc.		-	-
		-	-
<b>38. Analysis of Closing Cash and Cash Equivalent</b>			
Cash in hand and balance with Bangladesh Bank and Sonali Bank		9,143,834,663	8,992,566,384
Balance with other banks & financial institutions		1,784,241,675	1,965,987,728
Money at Call on Short Notice		-	5,300,000,000
		<b>10,928,076,338</b>	<b>16,258,554,112</b>
<b>39. Earning Per Share (EPS)</b>			
<b>a) Earning Per Share (EPS)</b>			
Net Profit after Tax (Numerator)		(4,162,950,717)	(1,301,651,812)
Number of Ordinary Share Outstanding (Denominator)		1,084,698,250	1,084,698,250
<b>Earning Per Share (EPS)</b>		<b>(3.84)</b>	<b>(1.20)</b>
<b>b) Diluted Earning Per Share (Diluted EPS)</b>			
Net Profit after Tax (Numerator)		(4,162,950,717)	(1,301,651,812)
Number of Ordinary Share Outstanding (Denominator)		3,684,698,250	3,684,698,250
<b>Diluted Earning Per Share (Diluted EPS)*</b>		<b>(1.13)</b>	<b>(0.35)</b>

*\*Earning Per Share (EPS) has been calculated considering Share Money Deposit of BDT 26,000,000,000 as Paid Up Capital of the Bank; i.e. total Paid Up Capital of the Bank has been considered as BDT 36,846,982,500 and total number of share has been considered as 3,684,698,250 of BDT 10.00 each.*

**40. Coverage of External Audit**


The external auditor has covered over 80% of the risk-weighted assets and have spent around 4,700 person hours to complete the audit as per requirement of Bangladesh Bank. The external auditor has audited 35 branches and Head Office of the Bank.

**41. COVID-19 Pandemic**

On 11 March 2020, World Health Organization (WHO) declared a global pandemic due to Corona Virus related respiratory disease commonly called as COVID-19. To contain the spread of this disease, along with many other countries of the world, Government of Bangladesh has also taken a number of measures such as declaration of general holiday, enforcement of lock down, social distancing etc. As a result of these measures, all business and economic activities are adversely affected which also impacted the Bank. To overcome the situation, various measures have been taken by the government like ensuring vaccination and introducing multiple stimulus packages to boost up business and economic activities of the country. Besides, Bangladesh Bank has allowed deferral on repayment of principal and interest of loan in view of COVID-19 impact on business, which has affected adversely the income and profitability of the Bank. Repayment deferral also has a bearing on the Bank's classification and liquidity position. All the regulatory instructions has been taken duly care of in recognising revenue and preparing Financial Statements of the Bank for the year 2021. Although the business operation and profitability of the Bank are impacted due to COVID-19, but as the situation is constantly changing and still there is no certainty as to how long the situation will prevail, the potential impact of COVID-19 related matters on the Bank's future operation and financial results cannot be reasonably assessed."



Managing Director



Director



Director



Chairman

---

Signed as per our annexed report on same date.

## NOSTRO Accounts - Outside Bangladesh

Annexure-A

	Name of the Bank	A/C Type	Currency name	2023			2022		
				Amount in FC	Conv. Rate per unit FC	Amount in BDT	Amount in FC	Conv. Rate per unit FC	Amount in BDT
1	Bank Of Tokyo Mitsubishi, London	CD	GBP		124.0551	-		124.0551	-
2	AB Bank Mumbai	CD	ACU\$	249,434.68	109.5500	27,325,569	191,692.83	101.0000	19,360,976
3	Arif Habib Bank- Karachi	CD	ACU\$	1,103.25	109.5500	120,861	1,103.25	101.0000	111,428
4	Habib Metropolitan Bank Ltd., Pk	CD	ACU\$		109.5500	-	5,550.80	101.0000	560,631
5	Bank Of Tokyo Mitsubishi, Japan, JPY	CD	JPY	632,020.78	0.7756	490,195	1,159,220.77	0.7547	874,864
6	Mashreq Bank, NY	CD	USD		109.5500	-	4,605.00	101.0000	465,105
7	Sonali Bank, Kolkata, USD	CD	ACU\$	139,586.93	109.5500	15,291,748	345,803.51	101.0000	34,926,154
8	Bank of Ceylon	CD	ACU\$	10,443.62	109.5500	1,144,099	10,443.62	101.0000	1,054,806
9	Citi Bank NA, NY(Exp)	CD	USD	3,653,349.96	109.5500	400,224,488	213,012.22	101.0000	21,514,234
10	Sonali Bank Kolkata ACUEUR.	CD	ACUEUR	4,683.24	122.2870	572,699	4,683.24	109.5241	512,928
11	Mashreq Bank, Mumbai	CD	ACU\$	647.13	109.5500	70,893	647.13	101.0000	65,360
12	Sonali Bank London, EUR	CD	EURO	4,967.48	122.2870	607,458	4,899.99	109.5241	536,667
13	Sonali Bank London, GBP	CD	GBP	5,132.71	140.9320	723,363	1,944.57	124.0551	241,234
14	Sonali Bank London, USD	CD	USD	4,961.63	109.5500	543,547	71,810.30	101.0000	7,252,840
15	Aktif Yatrim Bankasi, Istanbul	CD	EURO	116,563.37	122.2870	14,254,185	37,638.42	109.5241	4,122,314
16	HDFC Bank Ltd	CD	USD	192,251.57	109.5500	21,061,160	277,312.59	101.0000	28,008,572
17	United Bank of India, Mumbai	CD	ACU\$	237,422.42	109.5500	26,009,626	129,023.10	101.0000	13,031,333
18	Habib Amarrican Bank New York	CD	USD	289,367.40	109.5500	31,700,199	291,039.76	101.0000	29,395,016
19	Kookmin Bank, Seoul	CD	USD	266,763.57	109.5500	29,223,949	115,238.22	101.0000	11,639,060
	<b>Sub-total</b>					<b>569,364,039</b>			<b>173,673,522</b>

As per Bangladesh Bank Circular No. FEPD(FEMO)/01/2005-677 dated 13th September 2005, the books of accounts of Nostro account are reconciled and there exist no un-reconciled entries that may affect financial statements significantly.



## Details of Investment in Shares as at December 31, 2023

Annexure-B

**A. Listed Securities:**

Sl. No.	Name of the company	Date of Purchase	No of shares	Face Value Taka	Cost Price Taka	Market Value as on 31-12-2023 Taka	Market Value as on 31-12-2022 Taka	Unrealized Gain/(Loss) Taka	Dividend Received in 2023 Taka
1.	ACME LABORATORIES LTD	26-Feb-17	557,569	5,575,690	62,650,655	47,393,365	47,393,365	(15,257,290)	1,672,707
2.	APPOLO ISPAT COMPLEX LTD.	20-Aug-14	1,988,098	19,880,980	36,441,836	16,302,404	16,302,404	(20,139,433)	-
3.	BATA SHOES (BD) LTD.	17-Feb-19	5,688	56,880	4,665,972	5,499,727	5,416,682	833,756	207,612
4.	BERGER PAINTS BANGLADESH LTD.	14-Feb-17	11,567	115,670	20,588,047	20,519,858	19,925,314	(68,189)	462,680
5.	BRAC BANK LTD.	3-Jan-19	913,750	9,137,500	35,201,540	32,712,250	32,725,000	(2,489,290)	637,500
6.	BRITISH AMERICAN TOBACCO BD. LTD.	14-Feb-19	113,080	1,130,800	69,015,167	58,654,596	58,654,596	(10,360,571)	2,261,600
7.	BSRM STEELS LTD.	10-Dec-13	699,359	6,993,590	59,135,367	44,689,040	44,689,040	(14,446,327)	2,098,077
8.	THE CITY BANK LTD.	19-Jan-21	688,500	6,885,000	16,673,340	14,733,900	14,715,000	(1,939,440)	675,000
9.	DELTA LIFE INSURANCE COM. LTD	31-Aug-23	20,000	200,000	2,743,125	2,730,000	-	(13,125)	-
10.	DHAKA ELECTRIC SUPPLY CO. LTD.	8-Dec-10	504,658	5,046,580	29,481,985	18,470,483	18,470,483	(11,011,502)	504,658
11.	EASTERN BANK LTD.	8-Dec-10	6,393,611	63,936,110	25,447,136	188,000,446	180,753,267	162,553,311	7,105,085
12.	FEDERAL INSURANCE COMPANY LTD.	17-Jun-21	30,000	300,000	1,158,633	735,000	744,000	(423,633)	30,000
13.	GRAMEEN PHONE LTD.	11-Jul-18	128,152	1,281,520	47,008,305	36,728,363	36,728,363	(10,279,942)	1,217,444
14.	HEIDELBERG CEMENT BD. LTD.	8-Dec-10	169,206	1,692,060	89,579,397	40,524,837	30,304,795	(49,054,560)	169,206
15.	I.D.L.C FINANCE LTD.	26-May-15	497,558	4,975,580	37,042,040	23,136,447	23,136,447	(13,905,593)	746,337
16.	IFAD AUTOS LTD.	7-Jan-19	315,533	3,155,330	21,434,200	13,915,005	13,915,005	(7,519,195)	150,272
17.	ICB ISLAMI BANK LTD.	23-May-08	2,684,000	26,840,000	26,840,000	14,493,600	14,493,600	(12,346,400)	-
18.	IFIL ISLAMIC MUTUAL FUND-1	2-Dec-15	7,534,390	75,343,900	66,634,688	52,740,730	48,220,096	(13,893,958)	2,260,317
19.	JAMUNA OIL COMPANY LTD.	21-Sep-11	254,352	2,543,520	52,902,154	42,858,312	42,553,090	(10,043,842)	3,052,224
20.	LAFARGEHOLCIM BANGLADESH LTD.	10-Dec-13	141,000	1,410,000	11,011,677	9,771,300	9,136,800	(1,240,377)	465,300
21.	LANKA BANGLA FINANCE LTD	3-Feb-16	386,114	3,861,140	13,932,408	10,038,964	10,038,964	(3,893,444)	386,114
22.	LINDE BANGLADESH LIMITED	3-Feb-16	20,300	203,000	29,955,938	28,373,310	28,373,310	(1,582,628)	852,600
23.	MEGHNA PETROLEUM LTD.	23-Nov-10	188,157	1,881,570	38,458,375	37,367,980	37,367,980	(1,090,395)	2,822,355
24.	MERCENTILE BANK LIMITED	6-Nov-16	1,018,336	10,183,360	17,647,326	13,543,869	13,577,818	(4,103,457)	998,374
25.	MJL BANGLADESH LTD.	31-May-15	325,191	3,251,910	35,688,341	28,194,060	28,194,060	(7,494,282)	1,625,955
26.	N C C BANK LTD.	26-Dec-10	854,274	8,542,740	12,709,772	11,190,989	11,227,611	(1,518,783)	406,798
27.	NAVANA CNG LTD.	31-Oct-01	285,500	2,855,000	20,501,520	6,994,750	6,909,100	(13,506,770)	135,958
28.	OLYMPIC INDUSTRIES LTD.	19-Oct-15	197,457	1,974,570	57,244,898	30,013,464	24,484,668	(27,231,434)	888,557

Sl. No.	Name of the company	Date of Purchase	No of shares	Face Value Taka	Cost Price Taka	Market Value as on 31-12-2023 Taka	Market Value as on 31-12-2022 Taka	Unrealized Gain/(Loss) Taka	Dividend Received in 2023 Taka
29.	ONE BANK LTD.	28-Jul-11	1,777,053	17,770,530	31,574,817	16,882,004	17,262,806	(14,692,814)	-
30.	PADMA OIL COMPANY.	2-Oct-14	192,180	1,921,800	48,359,155	40,204,056	40,204,056	(8,155,099)	2,402,250
31.	PRIME BANK LTD.	14-Jun-17	1,047,796	10,477,960	26,285,744	22,003,716	20,117,683	(4,282,028)	1,833,643
32.	RENATA (BD) LTD.	10-Feb-19	25,363	253,630	31,156,969	30,889,598	30,889,598	(267,372)	332,173
33.	ROBI AXIATA LIMITED	26-Nov-20	240,000	2,400,000	2,400,000	7,200,000	7,200,000	4,800,000	168,000
34.	SOUTHEAST BANK LTD.	18-Apr-12	1,248,115	12,481,150	19,399,565	16,599,930	16,561,532	(2,799,636)	720,067
35.	SQUARE PHARMACEUTICALS LTD.	11-Jul-18	255,651	2,556,510	59,712,248	53,763,405	53,635,580	(5,948,843)	2,556,510
36.	TITAS GAS TRANSMISSION & D.C.L	26-Dec-10	1,385,908	13,859,080	81,813,385	56,683,637	56,683,637	(25,129,748)	1,385,908
37.	UNILIVER CONSUMER CARE LIMITED	16-Sep-20	14,528	145,280	25,880,566	29,334,938	25,868,920	3,454,371	217,920
38.	UTTARA FINANCE & INVEST. LTD	24-Mar-15	279,219	2,792,190	19,674,038	9,437,602	9,437,602	(10,236,436)	-
	<b>Sub-Total (A)</b>		<b>33,391,213</b>	<b>333,912,130</b>	<b>1,288,050,333</b>	<b>1,133,325,935</b>	<b>1,096,312,272</b>	<b>(154,724,399)</b>	<b>41,449,200</b>

**B. Non-Listed, De-Listed & Preference Shares:**

Sl. No.	Name of the company	Date of Purchase	No of shares	Face Value	Total Cost/ Book Value	Market Value as on 31-12-2023 Taka	Market Value as on 31-12-2022 Taka	Unrealized Gain/(Loss)	Dividend Received in 2023 Taka
1.	BANGLADESH DEVELOPMENT CO.LTD.	19-Jul-11	74,500	7,450,000	7,450,000	7,450,000	7,450,000	-	-
2.	CENTRAL DEPOSITORY BANGLADESH LTD.	23-Jun-02	1,142,361	11,423,610	3,138,890	3,138,890	3,138,890	-	2,855,903
3.	EQUITY OF GRAMEEN IT PARK	1-Feb-01	42,018	4,201,800	4,201,760	4,201,760	4,201,760	-	-
4.	KARMAANGSTHAN BANK	15-Mar-99	150,000	15,000,000	15,000,000	15,000,000	15,000,000	-	-
5.	ICB AMCL 2ND MUTUAL FUND	11-Apr-16	3,364,419	33,644,190	33,644,190	35,326,400	35,326,400	1,682,210	3,364,419
	<b>Sub-Total (B)</b>		<b>4,773,298</b>	<b>71,719,600</b>	<b>63,434,840</b>	<b>65,117,050</b>	<b>65,117,050</b>	<b>1,682,210</b>	<b>6,220,322</b>
	<b>Grand Total (A+B)</b>		<b>38,164,511</b>	<b>405,631,730</b>	<b>1,351,485,173</b>	<b>1,198,442,984</b>	<b>1,161,429,322</b>	<b>(153,042,189)</b>	<b>47,669,521</b>

## Detail of information on advances exceeding 10% of bank's paid-up capital (funded &amp; non-funded):

(Taka in Lac)

Sl. No.	Name of the Client	Outstanding as on 31.12.2023			Outstanding as on 31.12.2022	CL status as on 31.12.2023
		Funded	Non funded	Total		
1	AMADER BARI LIMITED GROUP	65,563	-	65,563	60,966	BL
2	ALI GROUP	32,386	-	32,386	22,910	BL
3	WELL TEX	24,589	59	24,648	14,681	BL
4	NEW DHAKA CITY DEVELOPMENT LTD.	24,100	-	24,100	24,255	BL
5	EMERALD GROUP	23,633	-	23,633	23,633	BL
6	BANGLADESH DEVELOPMENT CO. LTD.	22,663	-	22,663	22,137	BL
7	MAX SWEATER (BD) LTD.	14,691	7,063	21,754	20,375	UC
8	AB GROUP	14,429	4,822	19,251	14,284	UC
9	NILSAGOR AGRO INDUSTRIES LTD	18,722	-	18,722	18,797	BL
10	Aristocrat	16,949	-	16,949	16,949	BL
11	FEAZ GROUP	16,904	-	16,904	17,177	BL
12	Mymco Group	16,230	-	16,230	16,595	BL
13	Vasavi, Tahmina & Water Heaven Group	14,998	24	15,022	15,401	BL
14	AJBIHA, YOUTH	14,349	-	14,349	14,349	BL
15	RISING GROUP	13,494	38	13,532	13,477	BL
16	BASHER GROUP	13,306	-	13,306	13,139	BL
17	R.I. ENTERPRISE	13,174	-	13,174	-	BLW
18	CRYSTAL STEEL & SHIP BREAKING LTD.	13,165	-	13,165	13,165	BL
19	DELTA SYSTEMS LIMITED	12,804	-	12,804	-	BLW
20	ZEIL WEARS LIMITED	12,700	-	12,700	12,700	BL
21	EMERALD	12,127	18	12,145	12,033	BL
22	MAP & MULLER GROUP	12,133	-	12,133	12,133	BL
23	REGENT WEAVING LTD	11,706	1	11,707	11,708	BL
24	IG NAVIGATIONS LIMITED	11,689	-	11,689	11,689	BL
25	BAY NAVIGATION LIMITED.	11,537	-	11,537	11,406	BL
26	KAZI SOBHAN GROUP	11,396	-	11,396	-	UC
27	PROFUSION TEXTILES LIMITED.	11,306	-	11,306	11,124	BLW
28	MA TEX	11,122	-	11,122	-	BLW
29	PD, SPDSP, WZPDCL, KHULNA	-	-	-	13,987	
	<b>TOTAL</b>	<b>491,866</b>	<b>12,025</b>	<b>503,891</b>	<b>439,070</b>	

Note 1: In 2023 and 2022, capital of the Bank was negative. As such, loans allowed to customers/customers group exceeding 10% of paid-up capital of the Bank has been reported here in line with Bangladesh Bank's approval.

## Schedule of Fixed Assets As of 31 December 2023

Particulars	Cost Price				Depreciation				Written Down Value as at 31.12.2023	
	Balance as at 01.01.2023	Addition during the year	Disposal during the year	Balance as at 31.2.2023	Rate of Dep.	Balance as at 01.01.2023	Addition during the year	Disposal/ Adjustment during the year		Balance as at 31.12.2023
Building-Office	-	125,095,000	-	125,095,000		-	431,835	-	431,835	124,663,165
Furniture and Fixtures	132,674,394	3,059,711	339,050	135,395,055	10%	85,747,246	4,868,698	267,123	90,348,821	45,046,234
Interior Decoration	383,955,000	8,925,385	1,388,934	391,491,451	10%	219,304,301	17,011,927	1,075,850	235,240,378	156,251,073
Machinery and Equipment	379,568,068	12,161,632	3,168,587	388,561,113	20%	318,372,812	13,578,652	3,073,530	328,877,934	59,683,179
Computer Hardware	471,993,507	14,445,790	1,257,995	485,181,302	20%	401,044,068	34,779,136	1,257,947	434,565,257	50,616,045
Software	150,288,583	350,000	-	150,638,583	20%	131,463,142	11,049,344	-	142,512,486	8,126,097
Motor Vehicles	292,848,450	-	53,508,253	239,340,197	25%	292,848,359	-	53,508,227	239,340,132	65
Leasehold Assets	4,000,000	-	-	4,000,000	1%	1,086,525	40,000	-	1,126,525	2,873,475
<b>Total 2023</b>	<b>1,815,328,002</b>	<b>164,037,518</b>	<b>59,662,819</b>	<b>1,919,702,701</b>		<b>1,449,866,453</b>	<b>81,759,592</b>	<b>59,182,677</b>	<b>1,472,443,368</b>	<b>447,259,333</b>
<b>Total 2022</b>	<b>1,803,623,232</b>	<b>68,436,889</b>	<b>56,732,119</b>	<b>1,815,328,002</b>		<b>1,428,609,971</b>	<b>77,039,035</b>	<b>55,782,554</b>	<b>1,449,866,452</b>	<b>365,461,550</b>

## Highlights on the overall activities of the Bank

SI No.	Particulars	2023	2022
1	Paid up Capital	10,846,982,500	10,846,982,500
2	Total Capital	(6,313,400,205)	(2,551,475,070)
3	Capital Surplus/(Deficit)	(25,149,468,750)	(21,316,404,891)
4	Total Assets	168,181,444,984	180,575,946,751
5	Total Deposits	146,933,936,813	148,961,574,016
6	Total Loans and Advances	131,524,829,699	134,595,362,994
7	Total Contingent Liabilities and Commitments	15,858,475,976	12,773,188,197
8	Credit - Deposit Ratio	88.20%	88.40%
9	Percentage of Classified Loans against total Loans & Advances	63.35%	57.85%
10	Profit (Loss) after Tax and Provision	(4,162,950,717)	(1,301,651,812)
11	Amount of Classified Loans and Advances	83,327,479,373	77,866,546,184
12	Provision Kept against Classified Loan	5,011,199,946	9,554,717,837
13	Provision Surplus/(deficit)	-	-
14	Cost of Fund	7.39%	7.05%
15	Interest Earning Assets	70,820,003,594	87,832,598,432
16	Non-interest Bearing Assets	97,361,441,390	92,743,348,319
17	Return on Investment (ROI)*	270.97%	-53.73%
18	Return on Assets (ROA)	-2.39%	-0.69%
19	Incomes on Investment	1,625,646,885	2,026,542,618
20	Earnings Per Share (EPS)	(3.84)	(1.20)
21	Diluted Earnings Per Share (Diluted EPS)	(1.13)	(0.35)
22	Net Income Per Share	(3.84)	(1.20)
23	Price Earning Ratio**	N/A	N/A

\* ROI has been calculated by dividing profit after tax by average shareholders equity plus average long term debt. ROI has become positive due to net profit after tax and summation of average shareholders equity plus average long debt both are negative.

\*\* N/A: Not Applicable



# LIST OF EXECUTIVES

AS OF 31<sup>ST</sup> DECEMBER, 2023



Sl. No.	Employee Name	Designation
1	Md. Anisur Rahman	Managing Director & CEO
2	Abu Md. Mofazzal	Deputy Managing Director
3	Md. Ismail	General Manager
4	Md. Momenul Hoque	General Manager
5	Md. Nashir Uddin	General Manager
6	Sumit Ranjan Nath	General Manager
7	Md. Shafiul Alam	General Manager
8	Md. Hasan Imam	General Manager
9	Dulon Kanti Chakraborty	General Manager
10	Md. Ghulam Sayeed Khan	General Manager
11	Nurur Rahman Chowdhury	Deputy General Manager
12	Md. Fida Hasan	Deputy General Manager
13	Mahbub Alam Khan	Deputy General Manager
14	Helena Perveen	Deputy General Manager
15	B.M. Kamruzzaman	Deputy General Manager
16	Mohammad Musa Khan	Deputy General Manager
17	Niaz Musawwir Shah	Deputy General Manager
18	Abdus Sabur	Deputy General Manager
19	Md. Ashrafuzzaman	Deputy General Manager
20	Mohammad Al-Amin	Deputy General Manager
21	A. M. Shahed Husain	Deputy General Manager
22	Md. Abdus Satter Khan	Deputy General Manager
23	Md. Khosh Newaz	Deputy General Manager
24	Shakir Mahmud Sharafuddin	Deputy General Manager
25	Md. Mahmud Hasan	Deputy General Manager
26	Jahir Uddin Ahmed	Deputy General Manager
27	Md. Nurul Islam	Deputy General Manager

Sl. No.	Employee Name	Designation
28	Md. Helal Uddin	Deputy General Manager
29	Muhammad Imrul Islam	Deputy General Manager
30	Mohammad Didarul Alam	Deputy General Manager
31	Palash Das Gupta	Deputy General Manager
32	Faisal Shah Qureshi	Deputy General Manager
33	Md. Rezaul Alam	Deputy General Manager
34	Md. Nasir Uddin	Deputy General Manager
35	Saidur Rahman Sohel	Deputy General Manager
36	Dominic Sampson	Deputy General Manager
37	Shehab Chowdhury	Deputy General Manager
38	Golam Kabir	Deputy General Manager
39	Mohammad Mahmudul Hasan	Deputy General Manager
40	Sahidul Alam Mohammad Kabir	Deputy General Manager
41	Abul Kalam Md. Shumsuddin	Deputy General Manager
42	Shafi Ahamad	Deputy General Manager
43	Md. Khalekuzzaman Talukder	Deputy General Manager
44	Syed Abdullah-Al-Zaman	Deputy General Manager
45	Nitul Kanti Saha	Deputy General Manager
46	Md. Golam Ershad	Deputy General Manager
47	Md. Kamrul Islam	Assistant General Manager
48	S.M. Anisuzzaman	Assistant General Manager
49	Sadia Akhter Shahin	Assistant General Manager
50	A.S.M. Anisur Rahman Choudhury	Assistant General Manager
51	Md. Ekhwanul Islam	Assistant General Manager
52	Iftekhar Ahmed	Assistant General Manager
53	Md. Mafizur Rahman Talukdar	Assistant General Manager
54	Rabiul Hossain Chowdhury	Assistant General Manager



Sl. No.	Employee Name	Designation
55	Md. Abu Sahid	Assistant General Manager
56	Md. Abdul Ali	Assistant General Manager
57	Md. Shariful Islam	Assistant General Manager
58	Md. Abdul Hannan Howlader	Assistant General Manager
59	Md. Raihan Ali	Assistant General Manager
60	Md. Mahbubor Rahman	Assistant General Manager
61	Md. Salequr Rahman	Assistant General Manager
62	Md. Gahar Ali Khan	Assistant General Manager
63	Md. Rakibul Hassan	Assistant General Manager
64	S. M. Zahid Hassan Sayed	Assistant General Manager
65	Md. Taslim Uddin	Assistant General Manager
66	S. M. Hasibur Rahman	Assistant General Manager
67	Razia Khatun	Assistant General Manager
68	Atikuzzaman Khan	Assistant General Manager
69	Sk. Mahfuzur Rahman	Assistant General Manager
70	Syed Md. Humayun Kabir	Assistant General Manager
71	Mashiur Rahman	Assistant General Manager
72	Md. Abul Hossain	Assistant General Manager
73	Md. Mominul Haque Chowdhury	Assistant General Manager
74	Md. Masud Hasan	Assistant General Manager
75	Md. Shamim Khan	Assistant General Manager
76	Md. Anwar Hossain Rubel	Assistant General Manager
77	Chowdhury Tanbir Ahmed	Assistant General Manager
78	Mohammad Jasim Uddin	Assistant General Manager
79	Farbina Rahman	Assistant General Manager
80	Md. Ahsanul Mamun Chowdhury	Assistant General Manager
81	Mohammad Shafiqul Alam	Assistant General Manager

Sl. No.	Employee Name	Designation
82	Md. Abdus Samad Majumder	Assistant General Manager
83	Imrul Islam	Assistant General Manager
84	Md. Khalilur Rahman Bhuiyan	Assistant General Manager
85	Abu Musa Md. Golam Mostafa	Assistant General Manager
86	Md. Nazir Uddin Ahamad	Assistant General Manager
87	Majir Uddin Ahmed Chowdhury	Assistant General Manager
88	Md. Shahadat Hossain Khan	Assistant General Manager
89	Md. Nazrul Islam	Assistant General Manager
90	Md. Fazlul Karim	Assistant General Manager
91	Md. Jalal Uddin	Assistant General Manager
92	Rumana Ahad	Assistant General Manager
93	Md. Jahangir Hossain	Assistant General Manager (ICT)
94	Mia Muhammad Mustafiz Munir	Assistant General Manager
95	Md. Anower Ul Haq	Assistant General Manager
96	Mohammad Anisur Rahman	Assistant General Manager
97	Md. Mamunur Rahman	Assistant General Manager
98	Mohammad Tariqul Islam	Assistant General Manager
99	Mohammad Majadul Haque Chowdhury	Assistant General Manager
100	Mohammad Nazmul Islam	Assistant General Manager
101	A.H.M. Mazadur Rahaman	Assistant General Manager
102	Saifuna Begum	Assistant General Manager
103	Afroza Haque Jolly	Assistant General Manager
104	Kazi Reza Azmin Rashid	Assistant General Manager
105	Sazzad Hossain	Assistant General Manager
106	Dilruba Nusrat	Assistant General Manager
107	Abu Saleh Mohammad Mahbubul Amin	Assistant General Manager
108	Md. Zahadul Hoque	Assistant General Manager

Sl. No.	Employee Name	Designation
109	Mohammad Golam Azam	Assistant General Manager
110	Md. Anwar Hossain	Assistant General Manager
111	Md. Dulal Hossain	Assistant General Manager
112	Md. Matiur Rahman	Assistant General Manager
113	Md. Khorshed Alam	Assistant General Manager
114	Masud Reza Mohammad Amanul Bari	Assistant General Manager
115	Mohammad Ishtiaque Azad	Assistant General Manager
116	Md. Habibur Rahman	Assistant General Manager
117	Md. Mahbubur Rahman	Assistant General Manager
118	Pritish Kanti Mallick	Assistant General Manager
119	Nasrin Khanam	Assistant General Manager
120	Muhammad Kabir Hossain	Assistant General Manager
121	Mohammad Jobaidul Alam	Assistant General Manager
122	Dinu Pramanik	Assistant General Manager
123	Sk. Jalal Md. Khalid Bin Hafiz	Assistant General Manager
124	Sumon Roy	Assistant General Manager
125	Md. Abdul Alim	Assistant General Manager (ICT)
126	Md. Asraful Alam Sardar	Assistant General Manager
127	K. M. Wahidul Islam	Assistant General Manager
128	Khaled Md. Aktharul Haq Khan	Assistant General Manager
129	Tanvir Shahajada	Assistant General Manager
130	Md. Akther Hossain	Assistant General Manager
131	Omar Fakhruddin	Assistant General Manager (ICT)
132	Md. Zahedur Rahman	Assistant General Manager
133	Md. Khademul Islam	Assistant General Manager
134	Dewan Erfan Ahmed	Assistant General Manager



# **BASIC BANK LIMITED**

## HEAD OFFICE & BRANCHES



## HEAD OFFICE & BRANCHES

### SENA KALYAN BHABAN

195 Motijheel C/A, Dhaka-1000  
Tel: 02-223359185-86  
Fax: 02-9564829  
SWIFT: BKSIBDDH  
Branch Code: 01  
E-mail: [basicho@basicbanklimited.com](mailto:basicho@basicbanklimited.com)

### ICT DIVISION

Peoples Insurance Bhaban (5<sup>th</sup> Floor)  
36, Dilkusha Commercial Area  
Dhaka-1000  
Tel : 02-223382960, 02-9555087  
02-9515319-21, 02-223382960  
Fax:02-9555518  
Email: [basicitd@basicbanklimited.com](mailto:basicitd@basicbanklimited.com)

### BASIC BANK TRAINING INSTITUTE (BBTI)

Gause-Pak Biponi Bitan (10<sup>th</sup> Floor)  
28/G/1, Toyenbee Circular Road  
Motijheel C/A, Dhaka-1000  
Tel: 02-47119578, 47119579, 47119584  
E-mail: [basicti@basicbanklimited.com](mailto:basicti@basicbanklimited.com)

### AUDIT AND INSPECTION DIVISION

Gause-Pak Biponi Bitan (11<sup>th</sup> Floor)  
28/G/1, Toyenbee Circular Road  
Motijheel C/A, Dhaka-1000  
Tel: 02-47119578, 47119579, 47119582  
E-mail: [basicaid@basicbanklimited.com](mailto:basicaid@basicbanklimited.com)

### COMPLIANCE DIVISION

Gause-Pak Biponi Bitan (11<sup>th</sup> Floor)  
28/G/1, Toyenbee Circular Road  
Motijheel C/A, Dhaka-1000  
Tel: 02-47119578, 47119579, 47119580  
Email: [basiccd@basicbanklimited.com](mailto:basiccd@basicbanklimited.com)

### MONITORING DIVISION

Gause-Pak Biponi Bitan (11<sup>th</sup> Floor)  
28/G/1, Toyenbee Circular Road  
Motijheel C/A, Dhaka-1000  
Tel: 02-47119578, 47119579, 47119583

### SECURITY MANAGEMENT DIVISION

Gause-Pak Biponi Bitan (10<sup>th</sup> Floor)  
28/G/1, Toyenbee Circular Road  
Motijheel C/A, Dhaka-1000  
Tel: 02-47119581  
Email: [smd@basicbanklimited.com](mailto:smd@basicbanklimited.com)

### ANTI-MONEY LAUNDERING DIVISION

Gause-Pak Biponi Bitan (11<sup>th</sup> Floor)  
28/G/1, Toyenbee Circular Road  
Motijheel C/A, Dhaka-1000  
Tel: 02-41070468-69  
Email: [basicamld@basicbanklimited.com](mailto:basicamld@basicbanklimited.com)

### MANAGEMENT INFORMATION SYSTEM DIVISION

Gause-Pak Biponi Bitan (11<sup>th</sup> Floor)  
28/G/1, Toyenbee Circular Road  
Motijheel C/A, Dhaka-1000  
Tel: 02-41070470  
Email: [basicmis@basicbanklimited.com](mailto:basicmis@basicbanklimited.com)

### RISK MANAGEMENT DIVISION

Gause-Pak Bipni Bitan (11<sup>th</sup> Floor)  
28/G/1, Toyenbee Circular Road  
Motijheel C/A, Dhaka-1000  
Tel: 02-41070652-53

## HEAD OFFICE & BRANCHES

### BACK OFFICE DIVISION

Gause-Pak Biponi Bitan (10<sup>th</sup> Floor)  
28/G/1, Toyenbee Circular Road  
Motijheel C/A, Dhaka-1000  
Email: basicbod@basicbanklimited.com

### LEGAL ISSUES DIVISION

Gause-Pak Biponi Bitan (11<sup>th</sup> Floor)  
28/G/1, Toyenbee Circular Road  
Motijheel C/A, Dhaka-1000  
Email: basiclid@basicbanklimited.com

### RESEARCH & DEVELOPMENT DIVISION (R&DD)

Gause-Pak Biponi Bitan (11<sup>th</sup> Floor)  
28/G/1, Toyenbee Circular Road  
Motijheel C/A, Dhaka-1000  
Email: basicrdd@basicbanklimited.com

### SMALL ENTERPRISE FINANCE DIVISION (SEFD)

Gause-Pak Biponi Bitan (11<sup>th</sup> Floor)  
28/G/1, Toyenbee Circular Road  
Motijheel C/A, Dhaka-1000

### TRADE FINANCE DIVISION

Gause-Pak Biponi Bitan (10<sup>th</sup> Floor)  
28/G/1, Toyenbee Circular Road  
Motijheel C/A, Dhaka-1000  
Email: basicid@basicbanklimited.com

### BRANDING & CORPORATE COMMUNICATION DIVISION (BCCD)

Gause-Pak Biponi Bitan (11<sup>th</sup> Floor)  
28/G/1, Toyenbee Circular Road  
Motijheel C/A, Dhaka-1000  
Email: basicbccd@basicbanklimited.com

### AGRICULTURE, MICRO CREDIT & SPECIAL FINANCE DIVISION (AMCSFD)

Gause-Pak Biponi Bitan (11<sup>th</sup> Floor)  
28/G/1, Toyenbee Circular Road  
Motijheel C/A, Dhaka-1000  
Email: basicamcsfd@basicbanklimited.com

### CREDIT RISK MANAGEMENT DIVISION (CRMD)

Gause-Pak Biponi Bitan (11<sup>th</sup> Floor)  
28/G/1, Toyenbee Circular Road  
Motijheel C/A, Dhaka-1000

## DHAKA DIVISION

### MAIN BRANCH

Bana Shilpa Bhaban (Ground floor)  
73, Motijheel C/A, Dhaka-1000  
Tel: 02-223383068-69, 02- 223389417  
02-223353191, 02-47123194  
SWIFT: BKSIBDDH002  
Branch Code: 02  
E-mail: main@basicbanklimited.com

### BANGSHAL BRANCH

230 North South Road  
Bangshal, Dhaka-1100  
Tel: 02-41053224-25  
Direct: 02-41053223  
SWIFT: BKSIBDDH006  
Branch Code: 06  
E-mail: bangshal@basicbanklimited.com

### SHANTINAGAR BRANCH

Green City Regency (1<sup>st</sup> floor)  
26,27,27/1 Kakrail  
Dhaka-1217  
Tel: 02-222223062-64, 02-222223066-67  
SWIFT: BKSIBDDH009  
Branch Code: 09  
E-mail: shantinagar@basicbanklimited.com

### MOULVIBAZAR BRANCH

Gulbadan Market (1<sup>st</sup> Floor)  
4, Moulvibazar, Dhaka-1211  
Tel: 02-7315356, 7316991  
Fax: 02-7341740  
SWIFT: BKSIBDDH024  
Branch Code: 10  
Email: moulvibazar@basicbanklimited.com

### TANBAZAR BRANCH

55/21, S.T.S Tower, S.M Maleh Road  
Tanbazar, Narayanganj-1400  
Tel: 7631862, 02-224436233, 224437001  
Fax: 02-224437161  
SWIFT: BKSIBDDH014  
Branch Code: 14  
E-mail: tanbazar@basicbanklimited.com

### NARSINGDI BRANCH

Sutapatti Road, Narshingdi-1600  
Tel: 02-224452445, 02-224453145  
Fax: 02-224451631  
Branch Code: 19  
E-mail: narsingdi@basicbanklimited.com

### GULSHAN BRANCH

33, Gulshan Commercial Area  
Gulshan South Avenue, Gulshan-1, Dhaka  
Tel: 02-41087123-27  
Fax: 02-9857307  
SWIFT: BKSIBDDH021  
Branch Code: 21  
E-mail: gulshan@basicbanklimited.com

### MIRPUR BRANCH

BSCIC Electronics Complex  
Industrial Plot No. 1/1, Section-7, Avenue-4  
Road No. 3, Pallabi, Dhaka-1221  
Tel: 02-48033320-21, 02-48034903  
SWIFT: BKSIBDDH022  
Branch Code: 22  
E-mail: mirpur@basicbanklimited.com

### BABUBAZAR BRANCH

Hajee Yusuf Mansion (1<sup>st</sup> floor)  
56, Mitford Road, Babubazar, Dhaka-1100  
Tel: 02-57391335, 02-57393875  
Fax: 02-7341828  
SWIFT: BKSIBDDH023  
Branch Code: 23  
E-mail: babubazar@basicbanklimited.com

### UTTARA BRANCH

Plot No. 67/A (1<sup>st</sup> floor), Rabindra Saroni  
Sector-7, Uttara Model Town, Dhaka-1230.  
Tel: 02-48951031, 48961303, 48950032  
Branch Code: 26  
E-mail: uttara@basicbanklimited.com

## DHAKA DIVISION

### DILKUSHA BRANCH

14, Dilkusha C/A, Dhaka-1000  
Tel: 02-223383793-94, 02-223390712  
SWIFT: BKSIBDDH015  
Branch Code: 15  
E-mail: dilkusha@basicbanklimited.com

### MADHABDI BRANCH

Holding no: 248/1, N.D. Tower  
Algi Road, Kashipur, Narsingdi-1604  
Tel: 02-224457218, 02-224457220  
02-224457219  
Branch Code: 37  
E-mail: madhabdi@basicbanklimited.com

### GAZIPUR CHOWRASTA BRANCH

Kafil Uddin Complex (1<sup>st</sup> floor & 2<sup>nd</sup> floor)  
Gazipur Chowrasta  
Mymensingh Road, Gazipur  
Tel: 02-224423491, 02-224423490  
Branch Code: 33  
Email: gazipurchowrasta@basicbanklimited.com

### TUNGIPARA BRANCH

220, Poura Super Market, Patgati Bazar  
Tungipara, Gopalganj  
Tel: 02-224456296, 02-224456297  
Branch Code: 34  
E-mail: tungipara@basicbanklimited.com

### SAVAR BRANCH

Holding Bo.144, Savar Bazar Road  
Ward No.02, Savar Pourashova  
Savar, Dhaka-1340  
Tel: 02-224445581-82  
Branch Code: 35  
E-mail: savar@basicbanklimited.com

### DHANMONDI BRANCH

Kashba Center  
House No.5/2, Road No.-4 Mirpur Road  
Dhanmondi, Dhaka-1209  
Tel: 02-9611560, 02-9614892, 02-223366912  
02-58611669  
Branch Code: 28  
E-mail: dhanmondi@basicbanklimited.com

### KARWAN BAZAR BRANCH

Latif Tower, 47 Karwan Bazar  
Dhaka-1215  
Tel: 02-55011622, 02-55011623, 02-48120259  
Fax: 02-9146364  
Branch Code: 31  
E-mail: karwanbazar@basicbanklimited.com

### BASHUNDHARA BRANCH

Sayed Ali Super Market  
Holding No. KA-11, 2D, Jagannathpur  
Bashundhara Road, Ward No.17  
Thana-Vatara, Dhaka North City Corporation, Dhaka  
Tel: 02-8419650, 8419657, 8419658  
Fax: 02-8402495  
Branch Code: 49  
E-mail: bashundhara@basicbanklimited.com

### KOTALIPARA BRANCH

Holding No. 281  
Haji Tayob Ali Daria Super Market  
Ghagore Bazar Main Road, Kotalipara, Gopalganj  
Tel: 02-478823024, 02-478823025  
02-478823026  
Branch Code: 50  
E-mail: kotalipara@basicbanklimited.com

### SHYAMOLI BRANCH

House# 24/1, Mohammadpur Housing Estate  
Block-B, Ring Road, Shyamoli, Dhaka-1207  
Tel: 02-41022816, 02-41022814  
Branch Code: 53  
E-mail: shyamoli@basicbanklimited.com



## DHAKA DIVISION

### ISLAMPUR BRANCH

6-7, Islampur Road (2<sup>nd</sup> floor), Islampur  
Dhaka-1100  
Tel: 02-57394422, 02-57394722  
Fax: 02-7394799  
Branch Code: 39  
E-mail: islampur@basicbanklimited.com

### MAWNA BRANCH

Hamida Complex, Telihati  
Sreepur, Gazipur-1741  
Tel: 0682-551155, 0682-555199  
Mobile: 01730-057326  
Branch Code: 41  
E-mail: mawna@basicbanklimited.com

### FARIDPUR BRANCH

Holding no. 29/D, Ward no. 2,  
Thana-Kotwali, Faridpur  
Tel: 02-478804228, 02-478804234  
Fax: 0631-67230  
Branch Code: 46  
E-mail: faridpur@basicbanklimited.com

### BANANI BRANCH

6, Kamal Ataturk Avenue,  
Banani-1213  
Tel: 02-8833402, 8833403, 8833407  
Fax: 02-8833035  
Branch Code: 47  
E-mail: banani@basicbanklimited.com

### MUKTERPUR BRANCH

“Laila Plaza” (Jor Pukurpar)  
Vill : Mukterpur, Post : Panchasar,  
P.S : Munshigonj, Dist : Munshigonj  
Phone: 02-997731200, 02-997731490  
Branch Code: 73  
E-mail: mukterpur@basicbanklimited.com

### MATUAIL BRANCH

Asiatic Shopping Mall Complex, Mominbagh  
Chowrasta, Paradogair, Matuail, Demra, Dhaka  
Tel: 02-7559797, 02-7559792, 02-7550791  
Fax: 02-7559025  
Branch Code: 61  
E-mail: matuail@basicbanklimited.com

### KERANIGANJ BRANCH

Century City Complex  
Shaheed Delwar Hossain Road, East Aganagar  
South Keraniganj, Dhaka  
Tel: 02-7764283, 7764284, 7764285  
Branch Code: 63  
E-mail: keraniganj@basicbanklimited.com

### DHAKA CANTONMENT BRANCH

CB 211/4, VIP Road, Kochukhet, Bhashantek,  
Dhaka Cantonment, Dhaka-1206  
Tel: 02-8871857, 8871159, 8871858  
Branch Code: 64  
E-mail: dhakacantonment@basicbanklimited.com

### ELENGA BRANCH

Holding No: 1665  
Dr. Hasen Ali Super Market  
Elenga Bazar Road, Elenga, Kalihati, Tangail  
Mob: 01730057338  
Branch Code: 65  
E-mail: elenga@basicbanklimited.com

## CHATTOGRAM DIVISION

### KHATUNGOJ BRANCH

193, Khatungonj, Chattogram-4000  
Tel: 02-333366280, 02-333357200  
Fax: 02-333388519  
SWIFT: BKSIBDDH004  
Branch Code: 04  
E-mail: khatungonj@basicbanklimited.com

### AGRABAD BRANCH

Pine View (Ground floor)  
100 Agrabad C/A, Chattogram-4100  
Tel: 02-333320041, 02-333320080,  
02-333314822, 02-333325527  
SWIFT: BKSIBDDH008  
Branch Code: 08  
E-mail: agrabad@basicbanklimited.com

### JUBILEE ROAD BRANCH

G.R. Plaza, 5 Jubilee Road  
Chattogram-4100  
Tel: 02-333364447, 02-333358305,  
Fax: 031-2851738  
SWIFT: BKSIBDDH013  
Branch Code: 13  
E-mail: jubileeroad@basicbanklimited.com

### ASADGONJ BRANCH

M.A. Salam Market  
774, Asadgonj, Chattogram -4100  
Tel: 02-333364942, 02-333354569  
Fax: 031-632112  
SWIFT: BKSIBDDH016  
Branch Code: 16  
E-mail: asadgonj@basicbanklimited.com

### SHOLASHAHAR BRANCH

Proskov Bhaban (1<sup>st</sup> floor), 110 CDA  
Avenue, Nasirabad, Muradpur, Chattogram  
Tel: 02-334454066, 02-334450855  
02-334455304  
Branch Code: 24  
E-mail: sholashahar@basicbanklimited.com

### DEWANHAT BRANCH

4/B, D.T. Road, Postarpar  
Dewanhat, Chattogram-4100  
Tel: 02-333322480-82  
Fax: 031-2512482  
Branch Code: 30  
E-mail: dewanhat@basicbanklimited.com

### CHANDPUR BRANCH

Holding No.- 121, (Kalibari More)  
Cumilla Road, Ward No-7, Pourashava Chandpur  
Chandpur-3600  
Tel: 02-334487201, 02-334487202  
Fax: 02-334487203  
Branch Code: 38  
E-mail: chandpur@basicbanklimited.com

### PAHARTOLI BRANCH

Plot No. 9 & 10, Block-G  
Firoz Shah Housing Estate  
Pahartoli, Chattogram  
Tel: 02-43150001, 02-43150558  
Fax: 43150558  
Branch Code: 45  
E-mail: pahartoli@basicbanklimited.com

### DOHAZARI BRANCH

Janakalyan Tower (1<sup>st</sup> floor), Main Raod,  
Dohazari, Chandanaish, Chattogram  
Tel: 01713018843  
Branch Code: 59  
E-mail: dohazari@basicbanklimited.com

### PATHERHAT BRANCH

Ibrahim Soban Tower, Patherhat, Noapara,  
Raozan, (Kaptai Road), Chattogram  
Tel: 01713068889  
Branch Code: 60  
E-mail: patherhat@basicbanklimited.com

## CHATTOGRAM DIVISION

### CEPZ BRANCH

Islam Plaza, Holding no-1279/1685  
Ward-39, South Halishahar,  
M.A. Aziz Road, CPEZ Chattogram -4100  
Tel: 02-333340546, 02-333340094, 02-333340733  
Branch Code: 25  
E-mail: cepz@basicbanklimited.com

### COX'S BAZAR BRANCH

Holding no.: 30 (Rashid Complex)  
Main Road, Cox's Bazar Sadar, Cox's Bazar-4700  
Tel: 02-334462730, 02-334462732  
Fax: 0341-63589  
Branch Code: 56  
E-mail: coxsbazar@basicbanklimited.com

### FENI BRANCH

Holding no.: 1162, Feni Zilla Central  
Boro Jame Masjid Complex, Trank Road  
P.O : Feni Sadar, P.S.: Feni, Dist : Feni  
Phone: 02-334474303, 02-334474074  
Branch Code: 72  
E-mail: feni@basicbanklimited.com

### CUMILLA BRANCH

Holding No.- 03, A.M.D. Complex Market,  
Chatipatty, Rajgonj, Cumilla-3500  
Tel:02-334403444,02-334405886  
Fax: 081-71444  
Branch Code: 17  
E-mail: Comilla@basicbanklimited.com

### JORARGANJ BRANCH

Gopinathpur, Jorarganj, Mirersharai  
Chattogram  
Mobil: 01730057311  
Branch Code: 68  
E-mail: Jorarganj@basicbanklimited.com

## KHULNA DIVISION

### KHULNA BRANCH

107, Sir Iqbal Road, Khulna-9100  
Tel: 02-477721672, 02-477720361, 02-444110521  
Fax:02-44112255  
SWIFT: BKSIBDDH025  
Branch Code: 05  
E-mail: khulna@basicbanklimited.com

### JHIKARGACHA BRANCH

Samad Market, Krishnanagar  
Jhikargacha, Jashore  
Tel: 02-477769499,02-477769495  
Fax: 04225-71655  
Branch Code: 48  
E-mail: jhikargacha@basicbanklimited.com

### KUSHTIA BRANCH

Biswas Super Market (1<sup>st</sup> floor)  
95/170, N.S. Road, Shapla Chattar,  
Thanapara, Kushtia-7000  
Tel: 02-477782635,02-477782636  
Branch Code: 36  
E-mail: kushtia@basicbanklimited.com

### KDA AVENUE BRANCH

Al-Mumin Centre(1<sup>st</sup> floor)  
58, KDA Avenue Sonadanga, Khulna-9100  
Tel:02-477723118, 477729924, 477729920  
Fax: 02-477729709  
Branch Code: 42  
E-mail: kdaavenue@basicbanklimited.com

## KHULNA DIVISION

### JASHORE BRANCH

NLI Tower 04, Holding No.142  
Deshbandhu Chittaranjan Road  
Jeshore Sadar, Jeshore-7400  
Tel: 02-477765047, 02-477760104  
Branch Code: 18  
E-mail: jessore@basicbanklimited.com

### FAKIRHAT BRANCH

Sheikh Matiur Rahman Market  
Old Dhaka Road, Fakirhat, Bagerhat  
Tel: 02-477754867-68  
Branch Code: 43  
E-mail: fakirhat@basicbanklimited.com

### SATKHIRA BRANCH

12478(Old), Itagacha Bazar Mor,  
Sultanpur Bara Bazar Road, Satkhira-9400  
Tel: 02-477741775, 02-77741776  
Fax: 0471-64012  
Branch Code: 51  
E-mail: satkhira@basicbanklimited.com

### JHENAIDAH BRANCH

203, Hossain Shaheed Suhrawardy Road  
Jhenaidah Sadar, Jhenaidah  
Tel: 02-477747188, 02-477747142  
Fax: 0451-62885  
Branch Code: 67  
E-mail: jhenaidah@basicbanklimited.com

### CHITALMARI BRANCH

Holding no:48, Meem Surgical Clinic, Vill: Aruaborni  
Shaheed Minar Road, Chitalmari, Bagerhat  
Tel: 02-477755709,02477755707, 02-477755708  
Branch Code: 44  
E-mail: chitalmari@basicbanklimited.com

## RAJSHAHI DIVISION

### RAJSHAHI BRANCH

Sarker Tower (1<sup>st</sup> floor), Holding no.167-170  
Kumarpara, Boalia Rajshahi-6100  
Tel: 02-588860976, 02-588856278  
Fax: 0721-770976  
Branch Code: 03  
E-mail: rajshahi@basicbanklimited.com

### SIRAJGANJ BRANCH

Shapneel Shopping Complex  
305, S.S. Plaza, S.S. Road, Sirajganj  
Tel: 02-588831648, 02-588831649  
Fax: 0751-64357  
Branch Code: 29  
E-mail: sirajganj@basicbanklimited.com

### BELKUCHI BRANCH

Bhuiya Plaza  
Mukundagati Bazar, Belkuchi, Sirajganj  
Tel: 02-47318217, 02-47318240  
Fax:47318239  
Branch Code: 40  
E-mail: belkuchi@basicbanklimited.com

### CHAPAINAWABGANJ BRANCH

Holding No.- 449, Huzrapur Road,  
Chapainawabganj  
Tel: 02-588892580, 02-588892770  
Fax: 0781-51585  
Branch Code: 54  
E-mail: chapainawabganj@basicbanklimited.com

### NATORE BRANCH

Holding No.- 327, Rosy Market  
Station Bazar, Natore  
Tel: 02-588873374, 02-588873574  
Fax: 02-588873572  
Branch Code: 55  
E-mail: natore@basicbanklimited.com

### BOGURA BRANCH

Holding no.489, Bhabani Shachin Bhaban  
Hari Dashi Market, 120 Baragola, Bogura-5800  
Tel: 02-589902801-02, 02-589902803  
Fax: 051-65672  
SWIFT: BKSIBDDH012  
Branch Code: 12  
E-mail: bogura@basicbanklimited.com

## RANGPUR DIVISION

### SAIDPUR BRANCH

T. R. Road (Dinajpur Road),  
Saidpur 5310, Nilphamari  
Tel:02-589957580, 02-589957582  
Fax: 02-589957581  
Branch Code: 20  
E-mail: saidpur@basicbanklimited.com

### RANGPUR BRANCH

97/1, Central Point, Central Road,  
Rangpur-5400  
Tel:02-589962082,02-589962083  
Branch Code: 32  
E-mail: rangpur@basicbanklimited.com

### CHIRIRBANDAR BRANCH

(Ghugura Tola Bus Stand)  
Vill : Chirirbandar, P.S.: Chirirbandar  
Dist : Dinajpur  
Mobile: 01712247100  
Branch Code: 70  
E-mail: chirirbandar@basicbanklimited.com

## BARISHAL DIVISION

### BARISHAL BRANCH

102, Chawkbazar Road,  
Barishal  
Tel: 02-47886282,02-472265037  
Branch Code: 27  
E-mail: barisal@basicbanklimited.com

### MATHBARIA BRANCH

Hatem Ali Plaza, Holding-407  
Kapuria Patty Sarak, Ward No.-08  
Pourashava-Mathbaria, Thana-Mathbaria  
Distict-Pirojpur  
Tel: 04625-75896, 04625-75897  
Mobile: 01713444236  
Branch Code: 57  
E-mail: mathbaria@basicbanklimited.com

### MOHIPUR BRANCH

Vill/Area: Mohipur, Thana: Mohipur  
Upazilla: Kolapara, Dist: Patuakhali  
Mobil: 01713257450  
Branch Code: 69  
E-mail: mohipur@basicbanklimited.com

## SYLHET DIVISION

### ZINDABAZAR BRANCH

Wahid View (1<sup>st</sup> floor)  
5477 East Zindabazar, Sylhet-3100  
Tel:02-996634317, 02-996633548  
Fax: 0821-712548  
SWIFT: BKSIBDDH026  
Branch Code: 07  
E-mail: zindabazar@basicbanklimited.com

### CHOWMUHANA BRANCH

152, Shamsernagar Road  
Chowmuhana, Moulvibazar-3200  
Tel:02-996683238  
Fax: 0861-53060  
Branch Code: 11  
E-mail: chowmuhana@basicbanklimited.com

### MIRPUR BAZAR BRANCH

Chowdhury Complex, Dhulia Khal Road,  
Mirpur Bazar, Bahubal, Habiganj  
Mobil: 01714166946  
Branch Code: 62  
E-mail: mirpurbazar@basicbanklimited.com

### SONARPARA (RAYNAGAR) BRANCH

61, Monsuf-Rowshan Plaza  
Sylhet-Tamabil Road, Raynagar, Sonarpara, Sylhet  
Tel:02-996636487, 02-996636472  
Branch Code: 58  
E-mail: sonarpara@basicbanklimited.com

## MYMENSINGH DIVISION

### MYMENSINGH BRANCH

76/A, Choto Bazar Road  
Mymensingh-2200  
Tel: 02-996668617, 02-996668612  
Fax: 091-51614  
Branch Code: 52  
E-mail: mymensingh@basicbanklimited.com

### JAMALPUR BRANCH

“Mia Mansion”  
House No: 1007, Doyamoyee Road  
Jamalpur-2000  
Phone: 02-997773501, 02-997773488  
Branch Code: 71  
E-mail: jamalpur@basicbanklimited.com

### ISHWARGANJ BRANCH

41, Patbazar Road, Ishwarganj  
Mymensingh  
Tel: 0902-756152, 756153  
Mobile: 017134444215  
Branch Code: 66  
E-mail: ishwarganj@basicbanklimited.com

## LIST OF SUB-BRANCHES

01

### Agargaon Uposhakha

Controlling Branch : Main  
Address: Holding No#134, Shahid Kamal Sarani, West Agargaon, Ward No# 28  
Dhaka North City Corporation  
Thana-Sher-E-Bangla Nagar, Dhaka.  
Mobile No: 01722-044328

03

### Dhaka Uddyan Uposhakha

Controlling Branch : Shyamoli  
Address: Holding No# 6, Block-B,  
Haji Dil Mohammad Avenue  
Ward No# 33  
Dhaka North City Corporation  
Thana - Mohammadpur, Dhaka  
Mobile No: 01712-597695

05

### Aam Chattar Uposhakha

Controlling Branch : Rajshahi  
Address: "Nice Plaza", Holding # 146  
North Nowdapara, Ward No.-17  
Rajshahi City Corporation  
Thana- Shah Mokhdum  
District- Rajshahi  
Mobile No: 01718-617158

07

### Banasree Mohila Uposhakha

Controlling Branch : Karwanbazar  
Address: Holding No. 187/9, Titas Road  
Banasree, P.S-Rampura  
Ward No- 22  
Dhaka South City Corporation, Dhaka.  
Mobile No: 01552-312826

09

### Gallamari Uposhakha

Controlling Branch : KDA Avenue  
Address: Holding No.-139, PCC Tower  
M.A.Bari Road, Ward no.-18,  
Khulna City Corporation  
P.S-Sonadanga, District-Khulna.  
Mobile No: 01752-195970

02

### Dhaka Commerce College Road Uposhakha

Controlling Branch : Mirpur  
Address: Plot-I/4, Avenue-1  
Block-C, Section-1  
Mirpur, Ward No# 08  
Dhaka North City Corporation  
Thana – Shah Ali , Dhaka.  
Mobile No: 01913-521009

04

### Parbatipur Uposhakha

Controlling Branch : Saidpur  
Address: Holding # 1118  
Natun Bazar, Fulbari Road  
Ward No-02, Pourasava -Parbatipur  
Dinajpur  
Mobile No: 01716-763106

06

### Gandaria Uposhakha

Controlling Branch : Bangshal  
Address: Holding No. 21/A  
Distrilari Road, Gandaria  
Thana - Sutrapur, Ward No.- 45  
Dhaka South City Corporation, Dhaka.  
Mobile No: 01711-231635

08

### Ranir Bazar Uposhakha

Controlling Branch : Cumilla  
Address: Holding No.323/280  
Ranir Bazar Road  
Ward No.- 8, Cumilla City Corporation  
P.S. Adarsha Sadar, Cumilla-3500  
Mobile No: 01712-613983

10

### Jhalakathi Uposhakha

Controlling Branch : Barisal  
Address: Holding No.-49-50  
Monohor Patti Road, Ward No.-4  
Pourashava-Jhalakathi  
P.S-Jhalakathi, District- Jhalakathi  
Mobile No: 01711-006455

## LIST OF SUB-BRANCHES

11

### Hazi Abdul Latif Bhuiyan College Uposhakha

Controlling Branch : Matuail  
Address: Holding No. 103/10  
College Road, Ward No.-65  
Dhaka South City Corporation  
P.S-Jatrabari, Dhaka  
Mobile No: 01717-825935

13

### Sonagazi Uposhakha

Controlling Branch : Feni  
Address: Upazila Muktijoddha  
Complex Bhaban  
Sonagazi Muhurigonj Project Road  
Ward No. 05, Sonagazi  
Pouroshava, P.S Sonagazi, Feni  
Mobile No: 01718-904727

15

### Bhuschi Bazar Uposhakha

Controlling Branch : Cumilla  
Address: Bhai Bhai Super Market  
Vill: Bhuschi Bazar  
Post Office: Choto Shorifpur  
Union: Bhulin South, P.S: Lalmai, Cumilla  
Mobile No: 01911-406994

17

### Poisherhat Uposhakha

Controlling Branch : Kotalipara  
Address: Abdul Goni Howlader Complex  
Vil: Poisherhat  
Union -9 no.  
Bakal, P.S: Agoiljhara, Dist-Barishal  
Mobile No: 01717-286531

19

### Pabna Uposhakha

Controlling Branch : Natore  
Address: M.R. Tower, Holding # 84  
Nandan Goli, Lohapotti  
Ward No.-3  
Pourasava-Pabna  
Thana-Pabna Sadar, District-Pabna  
Mobile No: 01716-836718

12

### Savar Uposhakha

Controlling Branch : Savar  
Address: Holding No. 43  
Dhaka- Aricha Hiway  
Holding no.07  
Pourashava-Savar, P.S Savar, Dhaka  
Mobile No: 01711-368371

14

### Uttarkhan Uposhakha

Controlling Branch : Uttara  
Address: Holding no. 1841/1  
Shah Kabir (R.) Main Road  
Ward No. 45  
Dhaka North City Corporation, Dhaka.  
Mobile No: 01670-233742

16

### Gaibandha Uposhakha

Controlling Branch : Rangpur  
Address: Holding No. 7903, D.B Road,  
Ward No. 03  
Pouroshava-Gaibandha  
P.S-Gaibandha Sadar, Dist.- Gaibandha  
Mobile No: 01719-329320

18

### Shariatpur Uposhakha

Controlling Branch : Kotalipara  
Address: Rokon Art Press Bhaban  
Palong Bazar Sarak  
Ward # 01  
Pourasava-Shariatpur  
Thana-Palong, District-Shariatpur  
Mobile No: 01716-406139

20

### Gopalganj Uposhakha

Controlling Branch : Tungipara  
Address: Nur Centre, Holding No-15  
Chowrongi Road  
Ward No-04  
Pourasava-Gopalganj  
P.S-Gopalgan Sadar, District-Gopalganj.  
Mobile No: 01724-095304



## LIST OF SUB-BRANCHES

21

### Chuadanga Uposhakha

Controlling Branch : Matuail  
Address: Holding No. 103/10  
College Road, Ward No.-65  
Dhaka South City Corporation  
P.S-Jatrabari, Dhaka  
Mobile No: 01717-825935

23

### Thakurgaon Uposhakha

Controlling Branch : Chirirbandar  
Address: Holding No-809, Tatipara Road  
Ward No-06  
Pourasava-Thakurgaon  
P.S-Thakurgaon, District-Thakurgaon.  
Mobile No: 01868-082051

25

### Subidkhali Sub-Branch

Controlling Branch : Barisal  
Address: Bepari Market,  
Union- 4 no.  
East Subidkhali, P.S-Mirzagonj  
District-Patuakhali.  
Mobile No: 01717-078327

27

### Naogaon Sub-Branch

Controlling Branch : Bogura  
Address: Holding No. 152  
Old Kachari Road  
Ward No.-4  
Pourashava-Naogaon  
P.S: Naogaon Sadar, District: Naogaon.  
Mobile No: 0712-233658

29

### Suapur Uposhakha

Controlling Branch: Savar Branch  
Address: Fajjuddin Super Market  
Suapur Bazar, Union-Suapur  
Thana: Dhamrai, District: Dhaka  
Mobile No:01813- 338779

22

### Kurigram Uposhakha

Controlling Branch : Rangpur  
Address: Holding No-0002-00  
Kurigram-Bhurungamari Road  
Ward No-03  
Pourasava-Kurigram  
P.S-Kurigram, District-Kurigram  
Mobile No: 01712-131465

24

### Lebukhali Sub-Branch

Controlling Branch: Barishal  
Address: S.T Bhaban  
Vill/Location: Lebukhali, Union-Lebukhali  
Thana-Dumki, District-Patuakhali  
Mobile No: 01719-765321

26

### Patuakhali Sub-Branch

Controlling Branch :Mohipur  
Address: Momtaj Shopping Complex  
Holding No-119, Thanapara Road  
Ward No-07  
Pourashava-Patuakhali  
P.S-Patuakhali Sadar, District-Patuakhali.  
Mobile No: 01717-008732

28

### Narail Uposhakha

Controlling Branch :Jeshore  
Address: Janani Super Market  
Holding No.94, Ward No. 06  
Narail-Jeshore Road, Pourashava-Narail  
P.S: Narail Sadar, District: Narail  
Mobile No: 01925-229512

30

### Meherpur Uposhakha

Controlling Branch: Kushtia  
Address: K.N. Market, Holding No. 457  
Main Road, Boro Bazar, ward No.-02  
Pourashava- Meherpur, Thana-Meherpur  
Sadar, District-Meherpur.  
Mobile No: 01953-696050

## LIST OF SUB-BRANCHES

31

### Manikganj Uposhakha

Controlling Branch: Savar Branch  
Address: Beautha Commercial Building,  
HoldingNo. 103./1, Beautha Road  
Ward No.-09, Pourashava-Manikganj  
Thana-Mankiganj Sadar, District-Manikganj  
Mobile No: 01741-719989

33

### Dhantara Bazar Uposhakha

Controlling Branch: Savar  
Address: Hazi Abu Sayeed Super Market  
Dhantara Bazar, Union: Jadobpur  
Thana: Dhamrai, District: Dhaka  
Mobile No: 01916-505025

35

### Khilpara Bazar Uposhakha

Controlling Branch-Chandpur  
Address: Shahid G.M. Ruhul Amin Plaza-02  
Vill/Location:Khilpara Bazar  
Union: Khilpara,Thana: Chatkhil  
District: Noakhali  
Mobile No: 01715-632742

37

### Joymontop Uposhakha

Controlling Branch: Savar Branch  
Address: JHS Shopping Center  
Vill /Location: Joymontop,  
Union: Joymontop  
Thana: Singair, District: Manikgonj.  
Mobile: 01754-008005  
Email:joymontop@basicbankliited.com

32

### Paragram Bazar Uposhakha

Controlling Branch: Dhanmondi  
Address: Gazi Plaza, Village: Paragram  
Union: Kailail, Thana: Nawabgonj  
District: Dhaka  
Mobile No: 01688-118084

34

### Daganbhuiyan Uposhakha

Controlling Branch: Feni  
Address: Shahadat Shoping Mall  
Holding No. 492, Fazlier Ghat Road  
Ward No. 03, Poruashava Daganbhuiyan  
Thana: Daganbhuiyan, District: Feni  
Mobile No: 01710-278539

36

### Nobogram Bazar Uposhakha

Controlling Branch-Savar  
Address: Janab Ali Super Market,  
Vill /Location: Nobogram Bazar  
Union: Kushura, Thana: Dhamrai  
District: Dhaka  
Mobile No: 01717-144998

## LIST OF COLLECTION BOOTH

### Dhaka Polli Bidyut Samity-3 Booth

Shimultola Zonal Office  
Road: C.R.P Road, Ward: 07, Savar, Dhaka.

### Savar Pourashava Booth

Holding : 01, Road: Pourashava Road  
Savar, Dhaka.

### Ramna BTCL Exchange Booth

Ramna BTCL Exchange Bhaban, Ramna, Dhaka.  
Phone- 02-9566042

### Gulshan BTCL Exchange Booth

Gulshan BTCL Exchange Bhaban  
Gulshan, Dhaka.  
Phone-02-8949807

### Sher-e- Bangla Nagar BTCL Exchange Booth

Sher-e- Bangla Nagar BTCL Exchange Bhaban  
Sher-e- Bangla Nagar, Dhaka.  
Phone- 02-9140302

### GTCL Booth

GTCL Bhaban  
Holding: F 18/A, Sher-e- Bagnla Nagar, Agargaon, Dhaka.

### Cox's Bazar College Booth

Cox's Bazar Government College  
Arakan Road. Jhilonga, P.S.# Cox,s Bazar Sadar, Cox,s Bazar.

### Cox's Bazar Pourashava Booth

Holding: 408, Ward No: 10  
Cox's Bazar Pourashava Bhaban, Cox's Bazar.

### Barisal District Bar Association Booth

Barisal District Bar Association Bhaban  
Ward No. 09, P.S. Kotwali, Distric Barisal.

### Mymensingh Palli Bidyut Samity-3 Booth

Holding: 1999  
Ishwarganj, Mymensingh.

### Patuakhali Polli Bidyut Samity

Kuakata Sub-Zonal Office Bhaban  
Holding: 06 , Barishal-Kuakata Raod, Thana- Kolapara, Pautakhali.

### Kushtia Pourashava Booth

Kushtia Pourashava Bhaban  
Holding : 29, Chowdhury Kashar Ahmed Road  
Ward No.01, Pourashava-Kushtia, P.S- Kushtia Sadar, Zilla-Kushtia.

### Gazipur Palli Bidyut Samity-1 Booth

Salna Sub-Zonal Office Bhaban  
Holding: 1454, Shimultoli Raod, Thana-Joydebpur, Zilla-Gazipur.

## LIST OF ATM BOOTH

**01** **Bashundhara City Market ATM**  
Basement-1, 13/KA/1,  
Bashundhara City Market, Panthopath, Dhaka.

**03** **Uttara Branch ATM**  
Uttara Tower -1  
Jashimuddin Avenue, Sector-3, Uttara, Dhaka.

**05** **Shimanto Square Market ATM**  
Shop-3, Shimanto Square Market  
Dhanmondi, Dhaka.

**07** **Kachukhet Cantonment ATM**  
CB 211/4, VIP Road, Kochukhet  
Bhashantek, Dhaka Cantonment, Dhaka.  
(Along with Branch Premises).

**09** **Bashundhara Branch ATM**  
Plot # 13, Block-A, Main Road  
Bashundhara R/A, Dhaka  
(Along with Branch Premises).

**11** **Dilkusha Branch ATM**  
OTOBI Bhaban  
14, Dilkusha C/A, Dhaka  
(Along with Branch Premises).

**02** **Main Branch ATM**  
Bana Shilpa Bhaban  
73, Motijheel C/A, Dhaka-1000

**04** **Agrabad Branch ATM**  
Pine View, 100  
Agrabad C/A, Ground Floor, Chittagong.  
(Along with Branch Premises).

**06** **Shantinagar Branch ATM**  
Concord Grand, 169/1  
Ground Floor, Shantinagar Road, Dhaka.

**08** **IEB Ramna ATM**  
Institution of Engineer Bangladesh(IEB)  
Ramna, Dhaka.

**10** **Shyamoli Branch ATM**  
House No- 24/1  
Mohammadpur Housing Estate  
Block-B, Ring Road, Dhaka 1207  
(Along with Branch Premises).

**12** **Mohipur Branch ATM**  
Vill:Nazibpur, Union+P.O: Mohipur  
P.S:Kalapara, Dist: Patuakhali  
(Along with Branch Premises).

## LIST OF ATM BOOTH

13

### Mathbaria ATM

Holding 241, Ward# 06  
Mathbaria Pourashava, Mathbaria.

15

### Mirpur-1 ATM

20, Darus Salam Road, South Bishil  
Mirpur -1, Ward# 12, Dhaka  
(Near Chinese restaurant bus stop).

17

### Gulshan BTCL ATM

Gulshan BTCL Complex  
Gulshan-1

19

### Hobiganj PRAN-RFL ATM

Hobiganj PRAN-RFL Factory  
Rokonpur, Pani umda, Hobiganj

21

### Rajshahi Branch ATM

Sarker Tower, Boalia  
(Along with Branch Premises).

23

### Joraganj Branch ATM

Joyal Tower, Ground Floor  
North Bazar, Ward: 03  
PO:Joraganj, Police Station  
Joraganj,Upazila:Mirersarai  
District: Chattogram

14

### Khulna ATM

107, Sir Iqbal Road, Khulna-9100  
(Along with Branch Premises).

16

### GTCL ATM

GTCL Complex  
Agargaon

18

### Lalmal Comilla PRAN-RFL ATM

Lalmal PRAN-RFL Factory  
Lalmal, Comilla

20

### Barishal BAR Council ATM

BAR Council Bhaban  
Barishal Court Building

22

### Mirpur Branch ATM

BSCIC Electronics Complex  
Industrial Plot No. 1/1, Section 7  
Avenue 4, Road No. 3  
Pallabi, Dhaka-1221

24

### Sirajganj Branch ATM

Kheya Complex  
(Near Avi Sina Hospital)  
Sirajganj

## CREDIT RATING

Type of Rating	Entity (Stand Alone Basis)	Government Support Entity
Long Term	B+ (Single B Plus)	AAA (Triple A)
Short Term	ST-5	ST-1
Outlook	Stable	
Year Rating	2023	
Valid From	July 24, 2024	

National Credit Ratings Limited (NCR) has assigned B+ (pronounced as single B Plus) to BASIC Bank Limited for Long Term with stable outlook and ST-5 rating in Short Term for the year 2022.

Besides, BASIC Bank Limited is rated AAA (Triple A) in the Long Term and ST-1 in the Short Term as Government Support Entity. This level of rating indicates strongest capacity for timely payment of financial commitments and carrying lowest credit risk.

# বেসিক ব্যাংক লিমিটেড

প্রধান কার্যালয়, ঢাকা

## ৩৫-তম বার্ষিক সাধারণ সভার বিজ্ঞপ্তি

এতদ্বারা সংশ্লিষ্ট সকলকে জানানো যাচ্ছে যে, বেসিক ব্যাংক লিমিটেড এর ৩৫-তম বার্ষিক সাধারণ সভা ২০ আগস্ট, ২০২৪, মঙ্গলবার, দুপুর ১২:৩০ মিনিটে ব্যাংকের প্রধান কার্যালয়, ১৯৫, মতিঝিল বাণিজ্যিক এলাকা, ঢাকায় অবস্থিত সেনা কল্যাণ ভবনের সপ্তম তলায় নিম্নলিখিত কার্য সম্পন্ন করার লক্ষ্যে অনুষ্ঠিত হবেঃ

১. ৩১ ডিসেম্বর, ২০২৩ তারিখের স্থিতি অনুযায়ী কোম্পানীর নিরীক্ষিত বার্ষিক হিসাব, পরিচালকমণ্ডলীর প্রতিবেদন ও নিরীক্ষকগণের প্রতিবেদন গ্রহণ ও অনুমোদনের জন্য উপস্থাপন।
২. বহিঃনিরীক্ষক নিয়োগ ও পারিশ্রমিক নির্ধারণ।
৩. পরিচালকগণের নির্বাচন।

ঢাকা

১৬ জুলাই, ২০২৪

পরিচালনা পর্ষদের আদেশক্রমে




মোঃ হাসান ইমাম  
কোম্পানী সচিব






Note

Date:



Note

Date:







***BASIC Bank Limited***

*Serving people for progress*

A 100% STATE OWNED COMMERCIAL BANK

Head Office: Sena Kalyan Bhaban (6th Floor), 195 Motijheel C/A  
Dhaka 1000, Phone: 02-223359186, 02-223359589, 02-223359590  
✉ [basicho@basicbanklimited.com](mailto:basicho@basicbanklimited.com) 🌐 [www.basicbanklimited.com](http://www.basicbanklimited.com)